



CITY OF DETROIT
DEPARTMENT OF PUBLIC WORKS
CITY ENGINEERING DIVISION

COLEMAN A. YOUNG MUNICIPAL CENTER
2 WOODWARD AVE. SUITE 601
DETROIT, MICHIGAN 48226
PHONE: (313) 224-3949 TTY: 711
WWW.DETROITMI.GOV

To: Clerk's Office
From: The Department of Public Works
City Engineering Division
MapsandRecordsBureau@DetroitMI.Gov
(313) 224-3970

Petitioner:
General Services Department
115 Eliot St.
Detroit, MI, 48201

On behalf of the above-mentioned petitioner the Department of Public Works: City Engineering Division is submitting a petition request for the action below. The petitioner has received a project consultation from the Department of Public Works: City Engineering Division and has been advised the following:

Type of action recommended:

This request for an encroachment comes as part of the General Services Department use of the public rights-of-way to facilitate the following work: install of neighborhood signs project managed by The Mayor's Office and City Walls. Placing neighborhood signs into various right-of-way locations.

Raven Wright
Supervisor of Maps & Records
Department of Public Works
City Engineering Division
313-224-3985



CITY OF DETROIT
DEPARTMENT OF PUBLIC WORKS
CITY ENGINEERING DIVISION

COLEMAN A. YOUNG MUNICIPAL CENTER
2 WOODWARD AVE. SUITE 601
DETROIT, MICHIGAN 48226
PHONE: (313) 224-3949 TTY: 711
WWW.DETROITMI.GOV

CLEARANCES:

- 1) MAINTAIN A MINIMUM OF 8 FEET PEDESTRIAN ZONE
- 2) LOCATE SIGNS ON LOCAL ROADS
- 3) MAINTAIN A MINIMUM OF 1 FOOT BETWEEN SIGNS AND STREET FURNITURE (E.G., LIGHT POLES, MAIL BOXES, NEWSPAPER RACKS, TREE WELLS, SIGN POLES, ETC.), AND 3 FEET FROM WASTE RECEPTACLES
- 4) MAINTAIN A MINIMUM OF 3 FEET BETWEEN SIGNS EDGES AND CROSSWALKS, CURB RAMPS, DRIVEWAY RAMPS, TRANSIT SHELTERS, AND LOADING ZONES.
- 5) MAINTAIN A MINIMUM OF 5 FEET BETWEEN SIGNS AND FIRE HYDRANTS.
- 6) MAINTAIN A MINIMUM OF 4 FEET BETWEEN THE SIGNS AND ANY BIKE PARKING
- 7) MAINTAIN A MINIMUM OF 6 FEET BETWEEN SIGNS AND BUS/QLINE SHELTERS.
- 8) DO NOT BLOCK EXISTING TRAFFIC SIGNAGE AND SIGNALS, SIDEWALK RAMPS, PATH OF TRAVEL (ADA)
- 9) LOCATE AND MOUNT SIGNS SO THAT THEY ARE NOT OBSTRUCTED BY OTHER SIGNS, STRUCTURES OR PLANT MATERIAL

PERMITTING & CONTRACTING:

- 10) CONTRACTORS SHALL VERIFY LOCATIONS OF EXISTING DETROIT UNDERGROUND AREAWAYS, ENCROACHMENTS, AND MAINTENANCE AGREEMENTS PRIOR TO SIGN INSTALLATION. LOCATIONS CAN BE FOUND ON THE CITY OF DETROIT WEBSITE AND THE ADDRESS BELOW:

<https://detroitmi.gov/departments/department-public-works/maps-and-records>

CONTRACTOR MUST NOTIFY AND COORDINATE CONSTRUCTION AND RESTORATION ACTIVITIES WITH PROPERTY OWNERS OR AGENCIES THAT HOLD MAINTENANCE AGREEMENTS FOR SIDEWALKS THAT ARE NOT CONSISTENT WITH DPW STANDARDS

- 11) A PERMIT IS REQUIRED FROM THE CITY OF DETROIT DEPARTMENT OF PUBLIC WORKS / CITY ENGINEERING DIVISION (CED) FOR WORK IN CITY OF DETROIT RIGHTS-OF-WAY. A PERMIT WILL BE APPLIED FOR BY OWNER AND NUMBER SUPPLIED TO THE CONTRACTOR FOR PICKUP.

GENERAL NOTES

Neighborhood Signs

Detroit, Wayne County, MICHIGAN

ARPA NBHD SIGN - General notes

CITY OF DETROIT
BLIGHT REMEDIATION
6333 HUBER
DETROIT MI
48216

Executive: E.Harris
Manager: Z.Meers
Designer: Signature Signs
Quality Control: Reviewer
Section: Section
T-JXX-S R-JXX-E

Developed For:

CITY OF DETROIT
BLIGHT REMEDIATION
6333 HUBER
DETROIT MI
48216



Date: 9.24.2024
Scale: N/A
Sheet: NBHD SIGNS
Project: 001

2024



CITY OF DETROIT
DEPARTMENT OF PUBLIC WORKS
CITY ENGINEERING DIVISION

COLEMAN A. YOUNG MUNICIPAL CENTER
2 WOODWARD AVE. SUITE 601
DETROIT, MICHIGAN 48226
PHONE: (313) 224-3949 TTY: 711
WWW.DETROITMI.GOV





CITY OF DETROIT
DEPARTMENT OF PUBLIC WORKS
CITY ENGINEERING DIVISION

COLEMAN A. YOUNG MUNICIPAL CENTER
2 WOODWARD AVE. SUITE 601
DETROIT, MICHIGAN 48226
PHONE: (313) 224-3949 TTY: 711
WWW.DETROITMI.GOV



FLUTED POLE 3" & 4" DIAMETER

FILE NAME: FL_3 & 4 inch Fluted Pole
VERSION #: 1
DATE: 8/28/24



3" (Outer Diameter) Fluted Pole
0.125" Wall thickness
Aluminum alloy 6063



4" (Outer Diameter) Fluted Pole
0.125" Wall thickness
Aluminum alloy 6063

POST HEIGHT OPTIONS

3" OPTIONS

FL-0308



3" x 8'-0" POLE

3" DIAMETER FLUTED POLE
WALL THICKNESS: .125
EXTRUDED ALUMINUM: ALLOY 6063
WEIGHT: 11.5LBS

FL-0310



3" x 10'-0" POLE

3" DIAMETER FLUTED POLE
WALL THICKNESS: .125
EXTRUDED ALUMINUM: ALLOY 6063
WEIGHT: 14.25LBS

FL-0312



3" x 12'-0" POLE

3" DIAMETER FLUTED POLE
WALL THICKNESS: .125
EXTRUDED ALUMINUM: ALLOY 6063
WEIGHT: 17.25LBS

FL-0314



3" x 13'-6" POLE

3" DIAMETER FLUTED POLE
WALL THICKNESS: .125
EXTRUDED ALUMINUM: ALLOY 6063
WEIGHT: 19.25LBS

FL-0315



3" x 15'-0" POLE

3" DIAMETER FLUTED POLE
WALL THICKNESS: .125
EXTRUDED ALUMINUM: ALLOY 6063
WEIGHT: 21.50LBS

FL-0316



3" x 16'-0" POLE

3" DIAMETER FLUTED POLE
WALL THICKNESS: .125
EXTRUDED ALUMINUM: ALLOY 6063
WEIGHT: 23LBS

4" OPTIONS

FL-0408



4" x 8'-0" POLE

4" DIAMETER FLUTED POLE
WALL THICKNESS: .125
EXTRUDED ALUMINUM: ALLOY 6063
WEIGHT: 14.5LBS

FL-0410



4" x 10'-0" POLE

4" DIAMETER FLUTED POLE
WALL THICKNESS: .125
EXTRUDED ALUMINUM: ALLOY 6063
WEIGHT: 18LBS

FL-0412



4" x 12'-0" POLE

4" DIAMETER FLUTED POLE
WALL THICKNESS: .125
EXTRUDED ALUMINUM: ALLOY 6063
WEIGHT: 21.5LBS

FL-0414



4" x 13'-6" POLE

4" DIAMETER FLUTED POLE
WALL THICKNESS: .125
EXTRUDED ALUMINUM: ALLOY 6063
WEIGHT: 24.5LBS

FL-0415



4" x 15'-0" POLE

4" DIAMETER FLUTED POLE
WALL THICKNESS: .125
EXTRUDED ALUMINUM: ALLOY 6063
WEIGHT: 27LBS

FL-0416



4" x 16'-0" POLE

4" DIAMETER FLUTED POLE
WALL THICKNESS: .125
EXTRUDED ALUMINUM: ALLOY 6063
WEIGHT: 29LBS



CITY OF DETROIT
DEPARTMENT OF PUBLIC WORKS
CITY ENGINEERING DIVISION

COLEMAN A. YOUNG MUNICIPAL CENTER
2 WOODWARD AVE. SUITE 601
DETROIT, MICHIGAN 48226
PHONE: (313) 224-3949 TTY: 711
WWW.DETROITMI.GOV

GENERAL NOTES

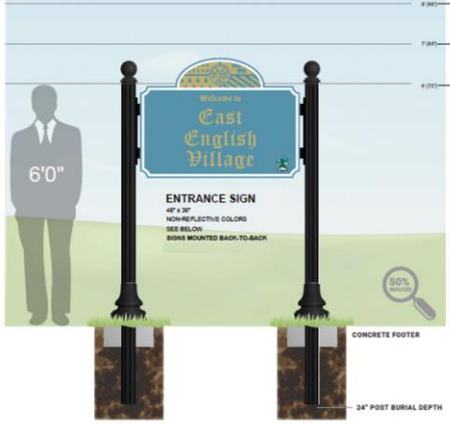
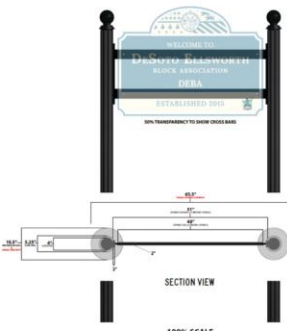
- Governing Design Code: 2015 Michigan Building Code with local jurisdiction amendments (hereafter referred to as "CODE")
- All signs conform to this install method and the only change among the signs included in this project is a change in the visual aesthetic

CONCRETE

- Mixing, batching, transporting, and placing of all concrete and selection of concrete materials shall conform to ACI 301 specification for structural concrete for buildings, UON.
- Use of calcium chloride, chloride ions or other salts in concrete mix is prohibited.
- The schedule below indicates the minimum concrete design mix requirements. Some design mix properties may need to exceed minimum requirements in order to make other properties meet minimum requirements.
A. Type A - Foundation: Footings, Grade Beams, Pile Caps, Drilled Piers.
 - Normal weight concrete (150 pcf)
 - Strength - $f'_c = 4500$ psi (at 28 days)
 - Flyash / cement ratio = 50 percent max.
- Concrete exposed to freeze/thaw cycles including foundation walls shall be air-entrained 6% +/- 1%.

FOUNDATIONS

- Foundations have been designed based on code minimum soil conditions with a new allowable bearing capacity of 1,500psf.
- Any temporary shoring needed for excavation shall be designed by licensed engineer working for the contractor. Temporary shoring designs shall be submitted to Architect for record only (not for review or approval).
- Earth forms: Side forms for foundations may be omitted and concrete placed against soil if it can be shown that the soil excavations are suitable for such use and will not cave prior to or during the concrete pour. If the vertical excavated soil surfaces are deemed to be unsatisfactory for use as a foundation side form, then the contractor shall provide standard concrete side forms at no extra cost to the owner. Exterior sides of elevation shall be smooth and vertical from grade elevation to minimum frost depth.
- Do not place concrete on or adjacent to saturated sub-grade, sub-grade with standing water, sub-grade with organic content, frost or ice.
- Contractor responsible for de-watering of site and excavations as required.
- Do not undermine existing foundation without approved underpinning design.
- Backfill and engineered fill shall consist of clean, well graded soils, free of organic material, silt or clay or meet the requirements of the project specification manual.
- Backfill shall be compacted to 95% of maximum density, as determined by the Modified Proctor Method (ASTM D1557), in maximum lifts of 6".



CITY OF DETROIT
BLIGHT REMEDIATION
6333 HUBER
DETROIT MI
48216

ARPA
NEIGHBORHOOD SIGNS

No.	Description	Date

NEIGHBORHOOD SIGNS
FOUNDATION AND
SPECIFICATIONS

Project number	001
Date	9/24/2024
Drawn by	ZH
Checked by	ZH
Scale	As indicated



CITY OF DETROIT
DEPARTMENT OF PUBLIC WORKS
CITY ENGINEERING DIVISION

COLEMAN A. YOUNG MUNICIPAL CENTER
2 WOODWARD AVE. SUITE 601
DETROIT, MICHIGAN 48226
PHONE: (313) 224-3949 TTY: 711
WWW.DETROITMI.GOV



CITY OF DETROIT
DEPARTMENT OF PUBLIC WORKS
CITY ENGINEERING DIVISION

COLEMAN A. YOUNG MUNICIPAL CENTER
2 WOODWARD AVE. SUITE 601
DETROIT, MICHIGAN 48226
PHONE: (313) 224-3949 TTY: 711
WWW.DETROITMI.GOV

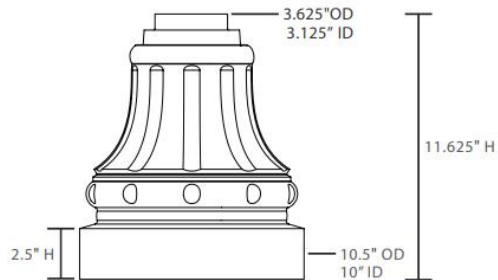


MINI AMERICANA BASE

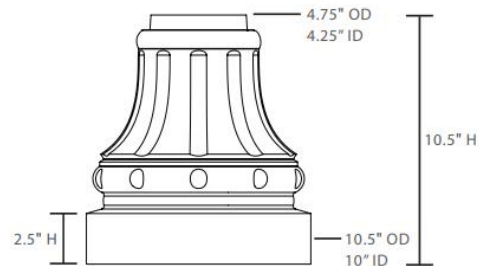
FOR 3" & 4" DIAMETER (SMOOTH OR FLUTED) POLES

FILE NAME: BS_3 & 4 inch Mini Americana Base
VERSION #: 1
DATE: 8/28/24

MINI AMERICANA BASE
FOR 3" DIAMETER (SMOOTH OR FLUTED) POLES



MINI AMERICANA BASE
FOR 4" DIAMETER (SMOOTH OR FLUTED) POLES



BS-03F | MINI AMERICANA BASE 3"

PRODUCT:	BASE
SIZE:	W: 10.5" x H: 11.625"
WALL THICKNESS:	0.25"
MATERIAL:	319 ALUMINUM ALLOY
FINISH/COLOR:	POWDER COAT - GLOSS BLACK
PIECES:	1
WEIGHT:	7.44LBS

HARDWARE INCLUDED:
(1025) 1/4"-20 x 3/8" SET SCREW (x3)

BS-04F | MINI AMERICANA BASE 4"

PRODUCT:	BASE
SIZE:	W: 10.5" x H: 10.5"
WALL THICKNESS:	0.25"
MATERIAL:	319 ALUMINUM ALLOY
FINISH/COLOR:	POWDER COAT - GLOSS BLACK
PIECES:	1
WEIGHT:	7.02LBS

HARDWARE INCLUDED:
(1025) 1/4"-20 x 3/8" SET SCREW (x3)



CITY OF DETROIT
DEPARTMENT OF PUBLIC WORKS
CITY ENGINEERING DIVISION

COLEMAN A. YOUNG MUNICIPAL CENTER
2 WOODWARD AVE. SUITE 601
DETROIT, MICHIGAN 48226
PHONE: (313) 224-3949 TTY: 711
WWW.DETROITMI.GOV



CITY OF DETROIT
DEPARTMENT OF PUBLIC WORKS
CITY ENGINEERING DIVISION

COLEMAN A. YOUNG MUNICIPAL CENTER
2 WOODWARD AVE. SUITE 601
DETROIT, MICHIGAN 48226
PHONE: (313) 224-3949 TTY: 711
WWW.DETROITMI.GOV

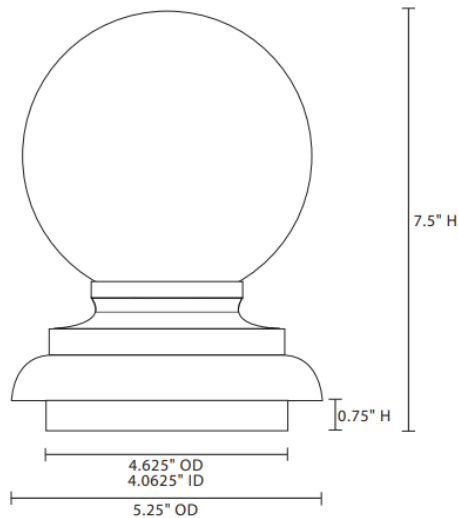


GLOBE FINIAL

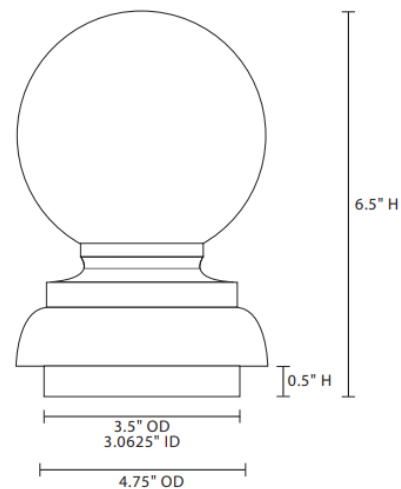
FOR 3" & 4" DIAMETER (SMOOTH OR FLUTED) POLES

FILE NAME: FN_3 & 4 inch Globe Finial
VERSION #: 1
DATE: 8/28/24

GLOBE FINIAL
FOR 4" DIAMETER (SMOOTH OR FLUTED) POLES



GLOBE FINIAL
FOR 3" DIAMETER (SMOOTH OR FLUTED) POLES



FN-0204 | GLOBE FINIAL 4"

PRODUCT:	FINIAL
SIZE:	W: 5.25" x H: 7.5"
WALL THICKNESS:	0.25"
MATERIAL:	319 ALUMINUM ALLOY
FINISH/COLOR:	POWDER COAT - GLOSS BLACK
PIECES:	1
WEIGHT:	2.28LBS

HARDWARE: (1025) 1/4"-20 x 3/8" SET SCREW (x3)

FN-0203 | GLOBE FINIAL 3"

PRODUCT:	FINIAL
SIZE:	W: 4.75" x H: 6.5"
WALL THICKNESS:	0.25"
MATERIAL:	319 ALUMINUM ALLOY
FINISH/COLOR:	POWDER COAT - GLOSS BLACK
PIECES:	1
WEIGHT:	1.62LBS

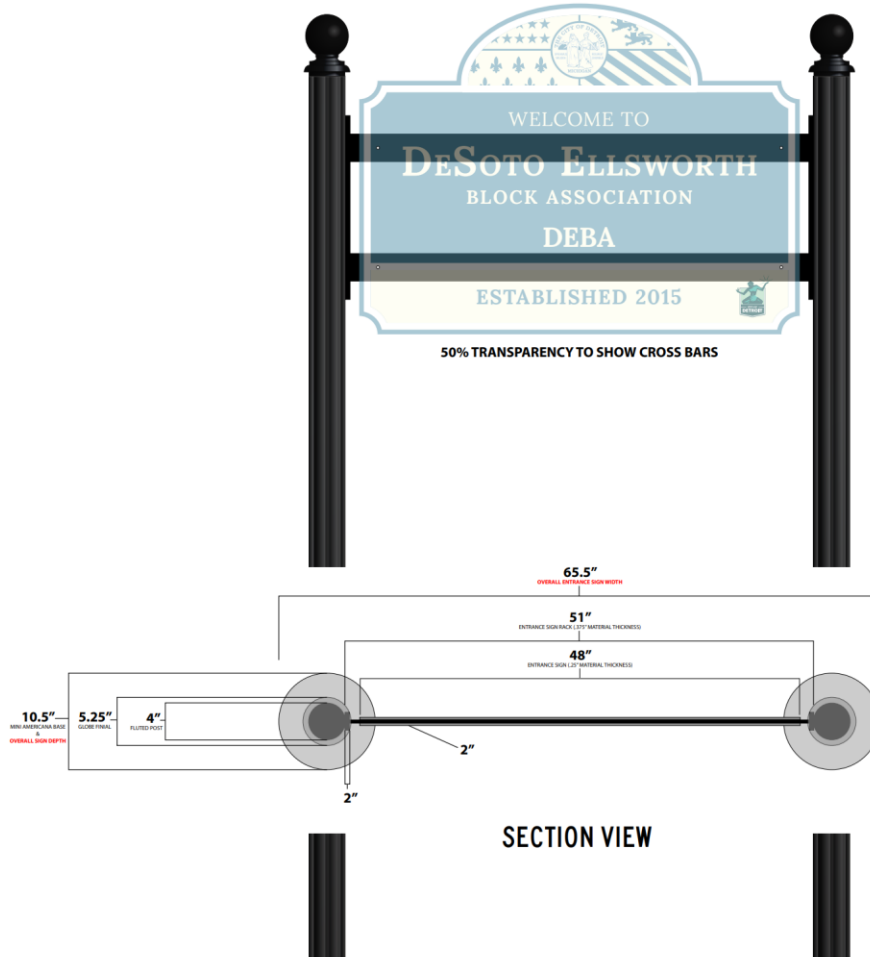
HARDWARE: (1025) 1/4"-20 x 3/8" SET SCREW (x3)



CITY OF DETROIT
DEPARTMENT OF PUBLIC WORKS
CITY ENGINEERING DIVISION

COLEMAN A. YOUNG MUNICIPAL CENTER
2 WOODWARD AVE. SUITE 601
DETROIT, MICHIGAN 48226
PHONE: (313) 224-3949 TTY: 711
WWW.DETROITMI.GOV

CITY OF DETROIT

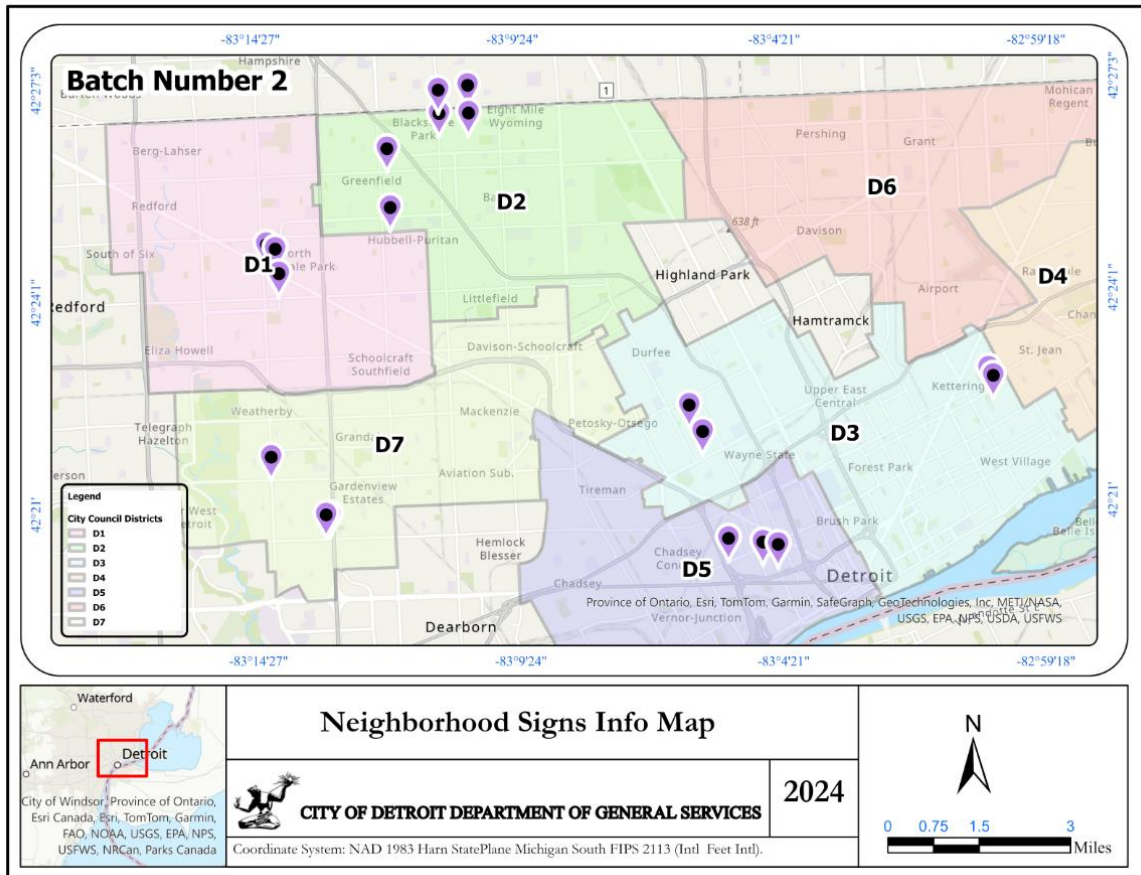


100% SCALE



CITY OF DETROIT
DEPARTMENT OF PUBLIC WORKS
CITY ENGINEERING DIVISION

COLEMAN A. YOUNG MUNICIPAL CENTER
2 WOODWARD AVE. SUITE 601
DETROIT, MICHIGAN 48226
PHONE: (313) 224-3949 TTY: 711
WWW.DETROITMI.GOV





CITY OF DETROIT
DEPARTMENT OF PUBLIC WORKS
CITY ENGINEERING DIVISION

COLEMAN A. YOUNG MUNICIPAL CENTER
2 WOODWARD AVE. SUITE 601
DETROIT, MICHIGAN 48226
PHONE: (313) 224-3949 TTY: 711
WWW.DETROITMI.GOV

