

RJ-250SC

Self-Contained Compactor



*Great for waste
with high liquid
content*

Qwik Clean® Tank

*Full door seal with
P-Seal*

*CYNCON Life-
Xtender® Cyclic
Control System*

*Signature Series
Warranty*



RAMJET 
Stationary and self-contained compactors.



**Environmental
Solutions Group**

A DOVER COMPANY

Malls

Shopping Centers

Dairies

Large Restaurants

Cafeterias

In-Flight Kitchens

Large Supermarkets

Food Processors

Theme Parks/Resorts

*Hospitals/
Institutions*

Large Hotels/Motels

RJ-250SC Compactor with 15 to 39 Cubic Yard Capacity Container

Why Marathon Is the Preferred Choice

Compare a Marathon RJ-250 with any other self-contained compactor on the market, and you'll quickly discover why Marathon is the preferred choice of discriminating buyers.

Components are selected for **longevity and minimum maintenance**, with special attention given to the selection of highly sensitive components. Stress engineering provides the optimum degree of structural integrity. Only the best materials are used and the highest standards of quality are observed in the manufacturing process. That's why you'll find Marathon compactors "packing trash" long after others have failed.

Our RJ-250 units are state-of-the-art in roll-off self-contained compactors, featuring **oversized feed openings and expanded container storage capacity**. They are designed to store and transport your waste, prevent contamination of public areas in accordance with public health department requirements, improve working conditions for your employees, and reduce disposal costs.

The RJ-250SC compactor **can be customized with a variety of loading arrangements** to suit your specific needs.

Use these products for weekly volumes of more than 100 cubic yards of uncompacted wet or dry/general waste materials. All models have a packer head permanently attached to the container.



Images shown with optional equipment



RJ-250SC Features


- ✔ Exclusive 41" x 58" (1041mm x 1473mm) feed opening to handle large, bulky items.
- ✔ Continuous feeding capability — even while the compactor is operating.
- ✔ Adaptable to special loading systems such as large-capacity hoppers, security chutes, or total enclosures.
- ✔ Odor and pest control via Marathon's Ozone Odor Control option.
- ✔ Easy loading from either ground or dock level.
- ✔ More than 24 tons (21,772 kg) of crushing force to reduce refuse to a fraction of its former size, **saving valuable space.**
- ✔ Fire hose connection provided on each unit.
- ✔ Factory testing to ensure leak-proof construction.
- ✔ UL® and CUL® Listed.
- ✔ Also available as **Green Built®**, featuring Solar or 5 hp high-efficiency power units and other environmentally friendly components.



RJ-250SC Series Compactors

RJ-250SC Features

- ✔ Great for high liquid waste
- ✔ Large 41" x 58" (1041mm x 1473mm) Feed Opening
- ✔ Full Door Seal with P-Seal
- ✔ Bubble Gate with Auto Relatch and Double-Hinge Door
- ✔ Qwik Clean® Tank
- ✔ Cycon Life-Xtender® Cyclic Control System
- ✔ Signature Series Warranty



Ram Guide System

The packing ram is supported by specially formulated cast iron shoes which ride on replaceable wear strips. This exclusive design protects the charge box floor from the full force of the packing ram, extending its life and dramatically reducing compaction-robbing friction.

P-Seal

The P-shaped **Door Seal** is specially designed for portable compaction containers to provide a superior watertight closure. The mounting is engineered for quick and easy installation when replacement is necessary, requiring no field fitting, cutting, or welding.

Double-Hinge with Bronze Bushing

Every RJ-250SC is tested for watertightness before leaving the factory. Liquid retention is ensured by the incredible **Double-Hinge**. It creates uniform seal compression while eliminating the seal "scrubbing" and damage so often encountered with competitive designs. The **Double-Hinge** also saves expensive driver and truck time because only one easy-to-operate ratchet makes it work.

Bubble Gate and Auto Relatch

The innovative "**Bubble Gate**" adds a full cubic yard to container capacity. Superior compaction ratios result from its special curved shape. These two unique benefits **reduce costs of disposal**.

The ultimate in latch systems, Marathon's "**Auto Relatch**" eliminates the need to hold the door while operating the latch ratchet. This design enables the operator to use both hands on the ratchet.



Images shown with optional equipment

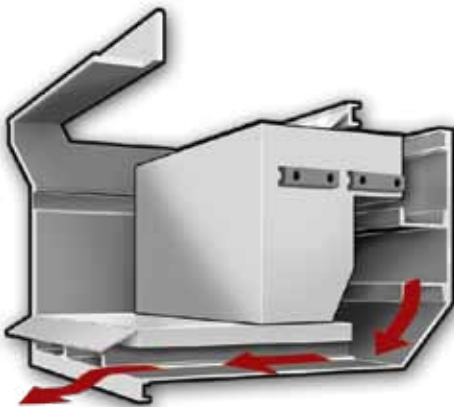


Marathon's **Remote Power Pack**, separate from the compactor/container, remains free of damage caused during hauling to and from disposal sites and free of problems caused by landfill dust. No electrical connections to make or break — two simple-to-use, hydraulic quick disconnects couple the power unit to the packing head. **Weather Cover** and the **UL® & CUL® listed Motor Control Panel** are standard equipment.

All Marathon Remote Power Packs are built in-house to our quality standards and each unit must pass a series of stringent tests before it can be shipped with the selected compactor.



The optional doghouse offers a totally enclosed charge box with heavy-duty "T" handle latches.



The **Qwik Clean® Tank** feature, standard on all RJ-250SC compactors, funnels any liquid seepage which can occur during compaction into an enclosed area underneath the charge box floor. The liquid is automatically discharged at the disposal site, in effect flushing the container and the area behind the ram. The 12-inches (305mm) high, 750-gallon (2839 liters) capacity sump area is designed to provide easier hook access for roll-off drivers.

CYNCON Cyclic Control System



Standard on all RJ-250SC and RJ-250HT Compactors

- ✔ Reliable, solid state circuitry eliminates all pressure and limit switches
- ✔ CYNCON's no-shock cycle control extends cylinder and hose wear life
- ✔ Automatic "container full assurance system" — the ram dwells against the load at full pressure, resulting in better compaction
- ✔ Smoother running, quieter operation
- ✔ Advanced hydraulic design enables the system to operate at minimum pressure levels except when actually packing solid waste
- ✔ More accurate Advanced Warning or Container Full options
- ✔ Dramatically improved cold weather performance

RJ-250SC Series Compactors



Medical centers generally require a high degree of security and sanitation. The RJ-250SC provides both. Waste is safely stored out of reach of scavengers. Sanitary conditions are enhanced even further with the Marathon Ozone Odor Control System, which destroys odor-producing bacteria by molecular reaction. At this medical center installation, cardboard is the main material processed for the purpose of recycling, with a customized dock application and a 48-gallon cart dumper system installed.



This RJ-250SC is located at a hospital and features a dock-level tipper system. Bags of waste are put directly onto the tipper and dumped into the compactor. The self-contained compactor effectively solves spillage and leakage problems associated with conventional stationary compactors and containers.




This bottling plant in Virginia has a Green Built solar-powered RJ-250SC self-contained compactor with a cart dumper system.



Equipped with an integral ground-level cart dumper system, this RJ-250SC is ideal for sprawling apartment complexes, shopping centers, parks, resorts, and other applications where a centralized disposal system is needed. "Trainable" carts can be located in convenient locations throughout the facility and periodically towed to the compactor. The compactor ram automatically retracts when the cart is being lifted so that the full capacity of charge box is available for trash being dumped. Forks remain in "full dump" position for transit to and from the disposal site.

Images shown with optional equipment



The **StreamLine** option enables excess liquid to be drained from the container, reducing net payload weight and significantly reducing hauling costs. Liquid is routed to four interconnected 4" (101.6mm) drain outlets located at each corner of the StreamLine unit. Connection can be made to a hose, piping, or a pump.



The "Qwik Clean" door on the packer end makes cleaning out behind the ram in cylinder area a snap. The door has miniature hinges, a door seal, and a ratchet binder. Also, featured is Ramjet's rear feed doghouse door option.

Compactor Fundamentals

Selection Criteria

- ✔ **Recyclables** — Is there sufficient volume of recyclable materials to warrant more than one compaction system or is recycling mandatory?
- ✔ **Size of Waste** — Is the Feed (Clear Top) Opening large enough to accommodate the largest items without bridging?
- ✔ **Safety Standards** — Does the installation comply with recommended ANSI standards? Is there an access interlock switch on chute or hopper doors and gates? Is a "momentary contact" control required?
- ✔ **Power Source** — Is adequate power available? Three or single phase?
- ✔ **Convenience** — Is the compactor located for easiest use? Loading height? Can a hopper, doghouse, (charge box enclosure) or cart dumping system improve convenience? Can value be added (building or employee security) by loading through the wall? Would an Ozone Odor Control System solve odor or pest control problems?
- ✔ **Volume of Waste Generated** — Will the compactor be adequate to handle the volume generated during the peak load periods?
- ✔ **Location** — Does, or can, the waste flow to one central point?
- ✔ **Available Space** — Is there space for the Compaction System and maneuvering room for collection trucks? Is there adequate overhead clearance? Is the collection truck front-load or rear-load? Is there compatibility with the collection truck?

RJ-250SC and RJ-250HT Self-Contained Compactors

Dimensions and Specifications

Specifications		
Charge Box Capacity		
[Mfr. Rating]	1.7 cu yd	1.30 m ³
[WASTEC Rating]	1.31 cu yd	1.00 m ³
Clear Top Opening	41"L x 58"W	1041mm x 1473mm
Performance Characteristics:		
Cycle Time	33 sec.	33 sec.
Total Normal Force	39,900 lbs.	177 kN
Total Maximum Force	49,500 lbs.	220 kN
Normal Ram Face Pressure	27.1 psi	189 kPa
Maximum Ram Face Pressure	33.7 psi	235 kPa
Ram Penetration	6"	152mm
Electrical Equipment:		
Electric Motor 3/60/230-460	10 hp	7.5kW
Electric Control Voltage	120 VAC	120VAC
Panel Box Assembly		
UL® and CUL® Listed	Key Operated	120 VAC
All Circuits Fused	2-Push Button Station Start/Stop	
Hydraulic Equipment:		
Hydraulic Pump	10 gpm	38 L/min
Normal Pressure	1850 psi	128 bar
Maximum Pressure	2300 psi	159 bar
Hydraulic Cylinders (2) - Bore	4"	102mm
- Rod	2 1/2"	64mm

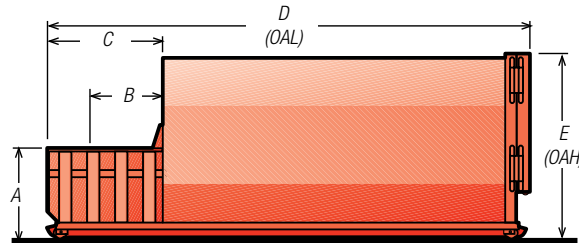
RJ-250SC	A	B	C	D**	E	WT.
15 cu yds	4'0" 1219mm	3'7 1/4" 1099mm	5'7" 1702mm	14'3" 4343mm	7'5" 2261mm	8,860 lbs. 4019 kg
20 cu yds	4'0" 1219mm	3'7 1/4" 1099mm	5'7" 1702mm	17'4" 5283mm	7'5" 2261mm	9,520 lbs. 4318 kg
25 cu yds	4'0" 1219mm	3'7 1/4" 1099mm	5'7" 1702mm	17'10" 5436mm	8'8" 2642mm	10,030 lbs. 4550 kg
30 cu yds	4'0" 1219mm	3'7 1/4" 1099mm	5'7" 1702mm	20'5" 6223mm	8'8" 2642mm	10,620 lbs. 4818 kg
34 cu yds	4'0" 1219mm	3'7 1/4" 1099mm	5'7" 1702mm	22'5" 6833mm	8'8" 2642mm	11,130 lbs. 5049 kg
39 cu yds	4'0" 1219mm	3'7 1/4" 1099mm	5'7" 1702mm	24'11 1/2" 7607mm	8'8" 2642mm	11,790 lbs. 5348 kg
RJ-250HT	A	B	C	D**	E	WT.
25 cu yds	4'1" 1245mm	3'7 1/4" 1099mm	5'7" 1702mm	20'9 1/2" 6337mm	8'6" 2591mm	11,104 lbs. 4173 kg
29 cu yds	4'1" 1245mm	3'7 1/4" 1099mm	5'7" 1702mm	23'1" 7036mm	8'6" 2591mm	11,604 lbs. 5264 kg

* Overall height with hydraulic tailgate raised: 16'6". Hoist should be equipped with selector valve (1500 psi minimum) in order to control hydraulic tailgate.

** Other lengths available. Call factory for details.

Signature Series Warranty

Featuring 3 Years Structure, 2 Years Components, 6 Months Labor



Dimensions not shown: 8' 4 1/8" (2543mm) Overall Width
 Ground Roller Widths: 61 1/8" (1569mm) Inside Rollers
 67 3/8" (1712mm) Roller Centers
 72 1/8" (1851mm) Outside Rollers

Compactor Rental and Leasing Programs Available

For detailed specifications, recommendations, or free economic studies comparing various systems, contact Marathon Customer Care at

1-800-633-8974.

Authorized Dealer:



Also available as Green Built®, featuring Solar and other environmentally friendly components.

Marathon's solar option is not UL and CUL Listed.



Stationary and self-contained compactors.



Marathon Equipment Company
 P.O. Box 1798
 Vernon, AL 35592-1798
 800.633.8974
www.marathonequipment.com
 NJPA Contract #060612-ESG



Environmental Solutions Group
 A DOVER COMPANY

www.doveresg.com



Pictures in this literature are illustrative only. Specifications are subject to change without notice in order to accommodate improvements to the equipment. Complies with ANSI standard Z245.2, applicable OSHA Regulations, and certified under WASTEC's Stationary Compactor Certification Program. Products must be used with safe practice and in accordance with said regulations and standards.