








ESTIMATED QUANTITIES, THIS SHEET

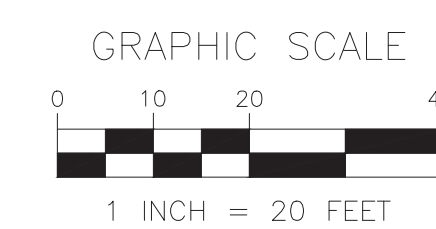
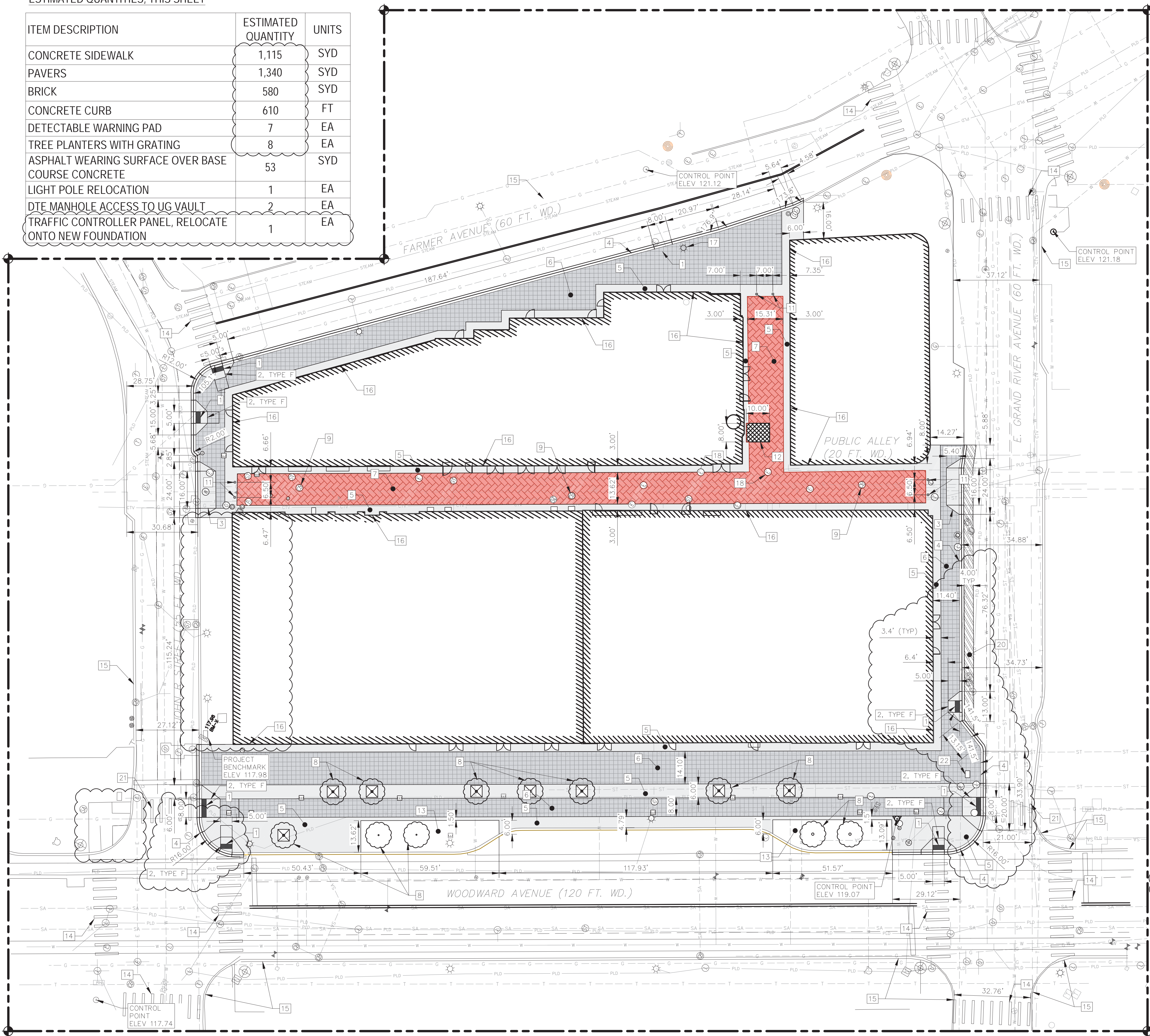
ITEM DESCRIPTION	ESTIMATED QUANTITY	UNITS
CONCRETE SIDEWALK	1,115	SYD
PAVERS	1,340	SYD
BRICK	580	SYD
CONCRETE CURB	610	FT
DETECTABLE WARNING PAD	7	EA
TREE PLANTERS WITH GRATING	8	EA
ASPHALT WEARING SURFACE OVER BASE COURSE CONCRETE	53	SYD
LIGHT POLE RELOCATION	1	EA
DTE MANHOLE ACCESS TO UG VAULT	2	EA
TRAFFIC CONTROLLER PANEL, RELOCATE ONTO NEW FOUNDATION	1	EA

SITE PLAN LEGEND

-  PROPOSED CONCRETE SIDEWALK PAVEMENT
-  PROPOSED PAVERS
-  PROPOSED BRICK
-  ASPHALT WEARING SURFACE INSTALLED OVER 9" BASE COURSE CONCRETE
-  PROPOSED CONCRETE CURB
-  PROPOSED DETECTABLE WARNING PAD
-  PROPOSED TREE PLANTER WITH GRATING

SITE PLAN NOTES

- INSTALL CAST IRON DETECTABLE WARNING PADS, ACROSS FULL WIDTH OF CURB RAMP (PER CITY OF DETROIT DETAIL ON SHEET 6.0)
- INSTALL CONCRETE CURB RAMP WITH FLARED SIDES (PER CITY OF DETROIT DETAIL ON SHEET C6.0)
- INSTALL CONCRETE DRIVEWAY APPROACH (PER CITY OF DETROIT DETAIL ON SHEET C6.0)
- INSTALL CONCRETE CURB & GUTTER (PER TYPE II R - CITY OF DETROIT DETAIL ON SHEET C6.0) NOTE: SEE SPECIAL CURB DETAIL ON SHEET C6.0 FOR CURB ALONG GRAND RIVER
- INSTALL CONCRETE SIDEWALK (PER DETAILS ON SHEET C6.2) WITH CONTRACTION JOINTS EVERY 3 FT & EXPANSION JOINTS NO MORE THAN 50 FT APART.
- INSTALL CONCRETE PAVERS (PER DETAILS ON SHEET C6.2)
- INSTALL RECLAIMED BRICK (PER DETAILS ON SHEET C6.2)
- INSTALL TREE. INCLUDE 5'X5' GRATING WHEN LOCATED WITHIN 6' CONCRETE STRIP. TREE SPECIES & SIZES TBD BY OWNER. (PER DETAIL ON SHEET C6.3)
- ADJUST EXISTING CATCH BASIN PER ELEVATIONS SHOWN ON PLAN & PROFILE (ALLEY 01) (SHEET C5.0).
-
- INSTALL REMOVABLE BOLLARD (PER DETAIL ON SHEET C6.3)
- INSTALL HATCH DOOR (SEE ERMATIC COVER DETAILS ON SHEET C6.4)
- LEAVE THIS AREA UNFINISHED FOR FLEXIBLE LANDSCAPING BY OWNER
- EXISTING CROSSWALK STRIPING.
- EXISTING CURB (SHOWN FOR REFERENCE).
- SEAL AT BUILDING FACE W/CONCRETE JOINT SEALANT (PER DETAILS ON SHEET C6.2)
- INSTALL SALVAGED LIGHT POLE
- INSTALL DTE MANHOLE FOR UNDERGROUND VAULT
-
- INSTALL 1" ASPHALT WEARING COURSE OVER 9" BASE COURSE CONCRETE. SEE SPECIAL CURB DETAIL ON SHEET C6.0 FOR THIS AREA ALONG GRAND RIVER. SEE DETAILED GRADING PLANS FOR FINAL PAVEMENT ELEVATIONS.
- RE-STRIPE CROSSWALKS TO ALIGN WITH NEW RAMPS.
- RE-INSTALL TRAFFIC CONTROLLER CABINET ON NEW FOUNDATION AND RE-CONNECT FEEDS FROM EXISTING WIRES.



NO.	DATE	BY	DESCRIPTION
1	02/14/2018	BLA	ISSUED FOR BID
2	04/23/2018	BLA	ADDENDUM #1
3	06/01/2018	BLA	BULLETIN #1
4	07/02/2018	BLA	BLA - 07/02/2018
5	07/27/2018	BLA	BLA - 07/27/2018
6	09/11/2018	BLA	REF #0794 RESPONSE

66 CADILLAC SQUARE
 SITE 33182276
 DET. TEL: 313.961.9500
 TEL: 313.961.9500
 FAX: 313.961.9509

PROJECT DATE: 10/05/2017
 PROJECT NO.: K188004
 DRAWN BY: BLA
 CHECKED BY: DAR

TECHNICAL SKILL:
 CREATIVE SPIRIT:



www.MannikSmithGroup.com

PREPARED FOR:
KRAEMER DESIGN GROUP
 1420 BROADWAY ST. DETROIT, MI 48207

1400 WOODWARD HARDSCAPE
 1400 WOODWARD, DETROIT, MI

SITE PLAN
 C3.0 C9.0