

DEPARTMENT OF PUBLIC WORKS-CITY OF DETROIT  
FOR  
COMMUNITY DEVELOPMENT COMMISSION

CONTRACTS PW-  
6524  
6525  
6526

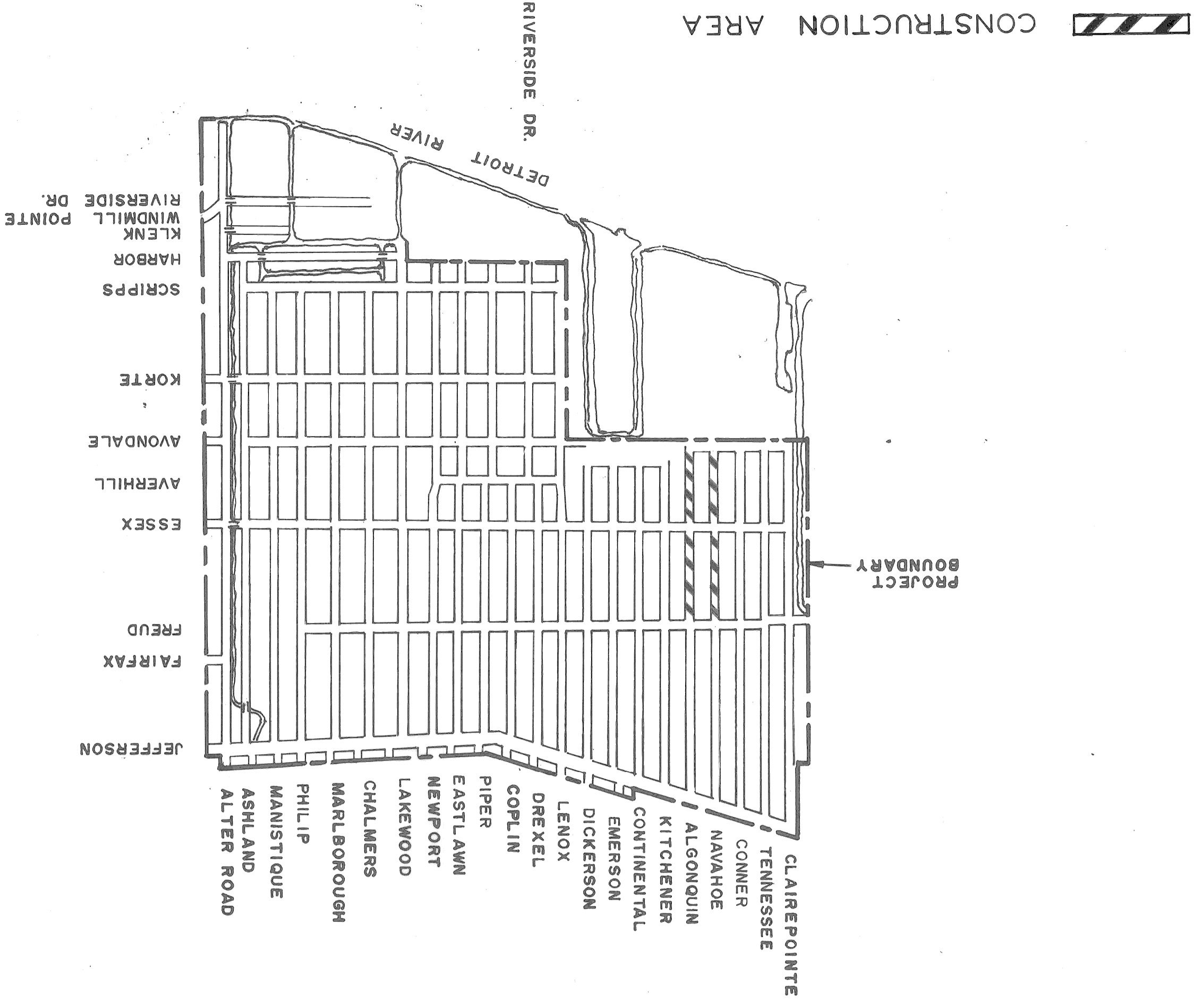
1973  
GROUP JC-1

SITE IMPROVEMENTS  
JEFFERSON-CHALMERS NDP, MICH. A-4-1

CITY OF DETROIT  
 DEPARTMENT OF PUBLIC WORKS  
 CITY ENGINEERS OFFICE

PLANS FOR PROPOSED  
 WALK REPLACEMENT

ON  
 NAVAHOE FROM AVONDALE TO FREUD  
 ALGONQUIN FROM AVONDALE TO FREUD  
 JEFFERSON-CHALMERS NDP, MICH. A-4-1  
 FOR  
 COMMUNITY DEVELOPMENT COMMISSION



- INDEX OF SHEETS
1. TITLE SHEET
  2. DETAILS, QUANTITIES
  3. PLAN


PROJECT: WALK REPLACEMENT  
 CONTRACT NO. PW 6524  
 NAVAHOE FROM AVONDALE TO FREUD  
 ALGONQUIN FROM AVONDALE TO FREUD  
 JEFFERSON-CHALMERS  
 NDP, MICH. A-4-1  
 1973  
 GROUP JC-1

PLANS PREPARED BY  
 DEPARTMENT OF PUBLIC WORKS  
 CITY ENGINEERS OFFICE

RECOMMENDED FOR APPROVAL	<i>R.C. Morrison</i>	ENGINEER OF INSPECTION	DATE	12-21-72
RECOMMENDED FOR APPROVAL	<i>Wm. E. Jorgensen</i>	HIGHWAY ENGINEER	DATE	12-21-72
APPROVED	<i>R.R. H. [Signature]</i>	ASSOCIATE CITY ENGINEER	DATE	12-21-72
APPROVED	<i>[Signature]</i>	CITY ENGINEER	DATE	12-21-72

DATE JANUARY 8, 1973		DETAILS AND QUANTITIES		CITY OF DETROIT DEPARTMENT OF PUBLIC WORKS FOR CITY ENGINEERS OFFICE COMMUNITY DEVELOPMENT COMMISSION		APPROVED: <i>[Signature]</i> ENGINEER OF STREETS		DESIGNED BY		DRAWN BY BRANTIGAN		CHECKED BY		G.E.P. N.J.K.		REVISIONS LOCATED BY COORDINATES ON SHEET		DESCRIPTION		COORDS	
ASSIGN NO. AO 2131		NAVAHOE FROM AVONDALE TO FREUD		FOR		ENGINEER OF EXPRESSWAYS		TRACED BY		ENGINEER OF STREETS		ENGINEER OF EXPRESSWAYS		DATE		DATE		DATE		DATE	
CONTRACT NO. PW 6524		JEFFERSON-CHALMERS NDP, MICH. A-4-1		FOR		ENGINEER OF EXPRESSWAYS		TRACED BY		ENGINEER OF STREETS		ENGINEER OF EXPRESSWAYS		DATE		DATE		DATE		DATE	
SHEET 2 OF 3 SHEETS		WALK REPLACEMENT		FOR		ENGINEER OF EXPRESSWAYS		TRACED BY		ENGINEER OF STREETS		ENGINEER OF EXPRESSWAYS		DATE		DATE		DATE		DATE	

1973 - GROUP JC - 1

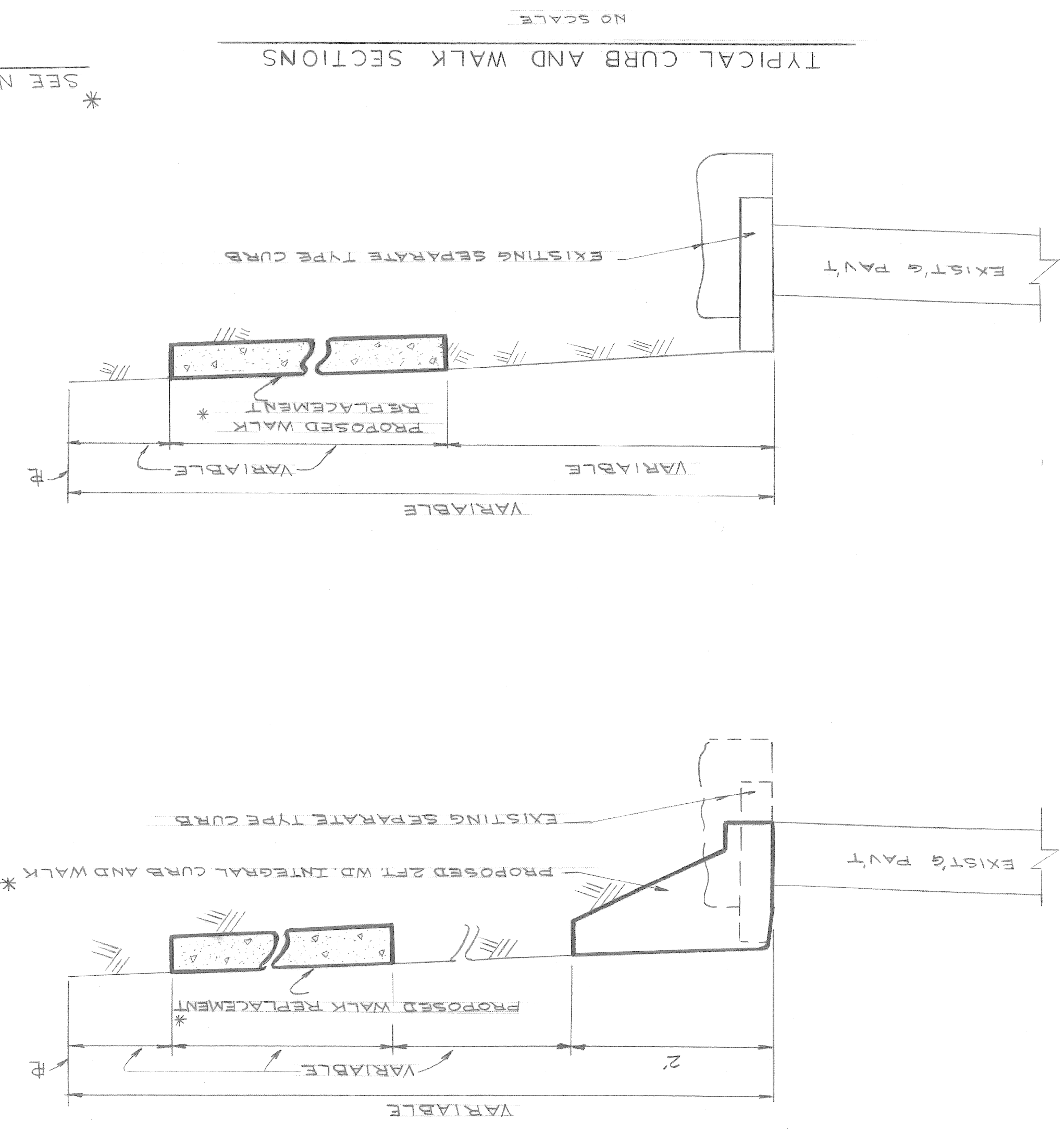


NOTES

1- LOCATION OF PROPOSED NEW CONSTRUCTION OR REPLACEMENT INDICATED ON THE TYPICAL SECTIONS SHALL BE AS CALLED FOR ON THE PLANS OR AS DIRECTED BY THE ENGINEER

2- WHERE INTEGRAL TYPE CURB AND WALK ARE CALLED FOR, SEE STD. DET. DRAWG NO. C-4550

3- COST FOR REMOVAL OF EXISTING CURB BACKING WILL NOT BE PAID FOR SEPARATELY BUT WILL BE PAID FOR AS PART OF THE ITEM IN THE PROPOSAL FOR INTEGRAL CURB AND WALK REPLACEMENT.



\* SEE NOTE #1

DESCRIPTION	ITEM	UNIT	QUANTITIES	
			AVONDALE TO FREUD	ALGONQUIN
INTEGRAL CURB AND SIDEWALK REPLACEMENT	2 FT WD	40	40	80
SIDEWALK REPLACEMENT	4"	12,961	12,961	26,928
SIDEWALK REPLACEMENT	6"	3,264	2,928	6,192
DRIVEWAY REMOVAL	5 FT	2,720	4,664	7,384
DRIVEWAY 6"	5 FT	2,720	4,664	7,384
STUMP REMOVAL	EACH	1	1	2
MAINTAINING TRAFFIC LUMP SUM	LUMP SUM			
JOINT SAWING	L FT	20	20	40
SIDEWALK - 4" STANDARD	5 FT	36	36	72
TOTAL				

