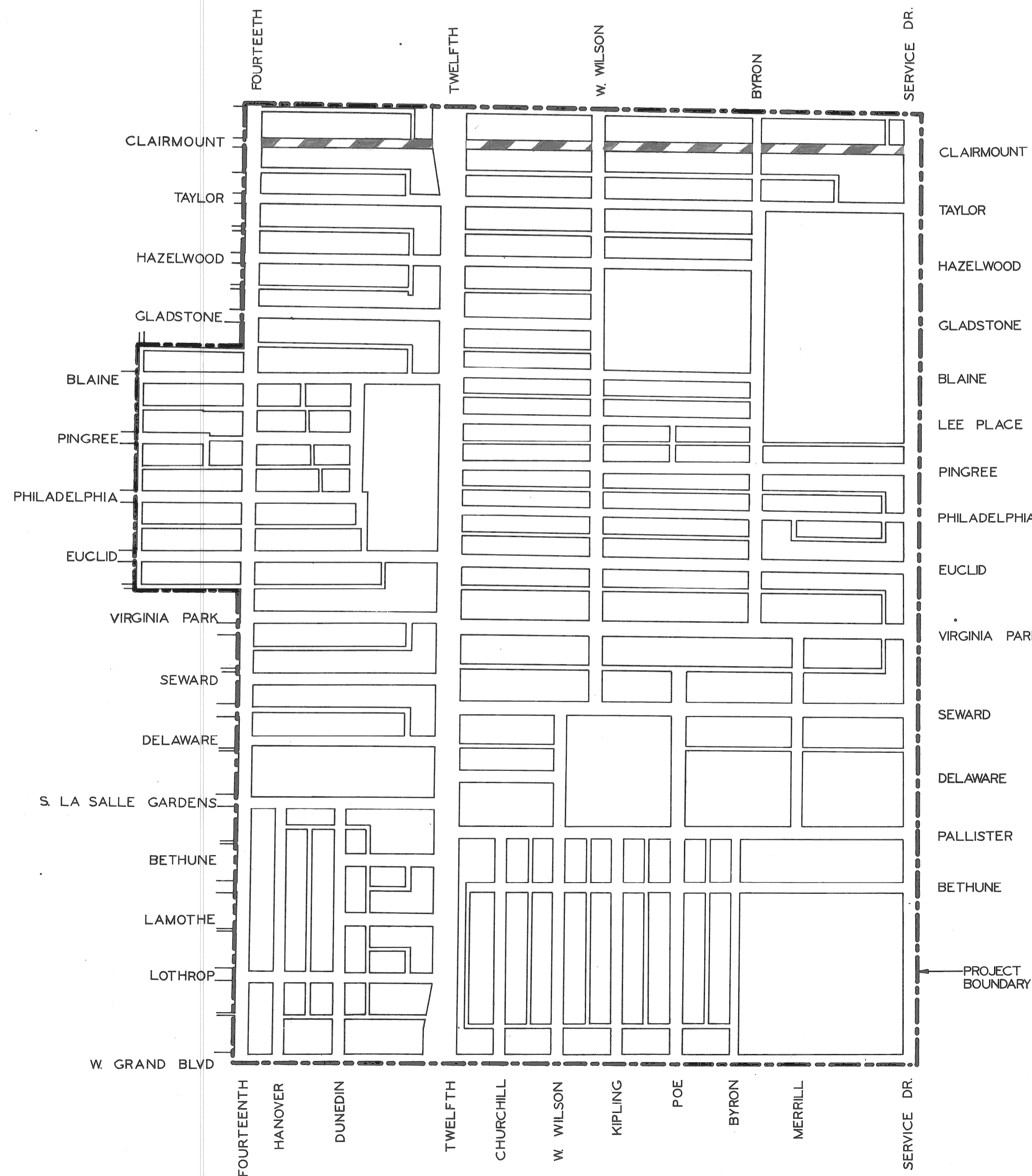


CITY OF DETROIT
DEPARTMENT OF PUBLIC WORKS
CITY ENGINEERS OFFICE

PLANS FOR PROPOSED
CURB AND WALK REPLACEMENT AND RESURFACING
ON
CLAIRMOUNT
FROM
FOURTEENTH TO JOHN C. LODGE WEST SERVICE DRIVE
VIRGINIA PARK REHABILITATION PROJECT MICH. R-149
FOR
DETROIT HOUSING COMMISSION



CONSTRUCTION AREA

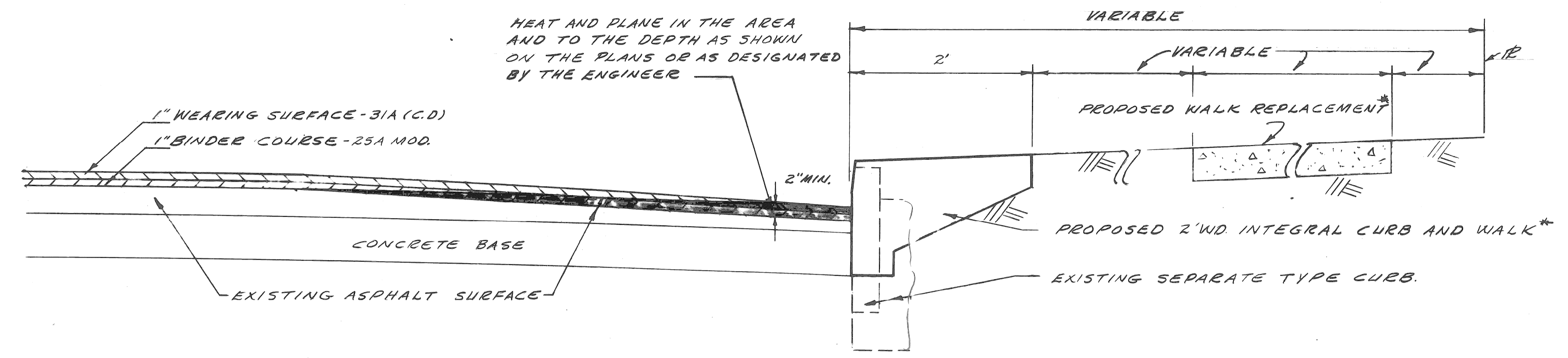
CLAIRMOUNT

INDEX OF SHEETS

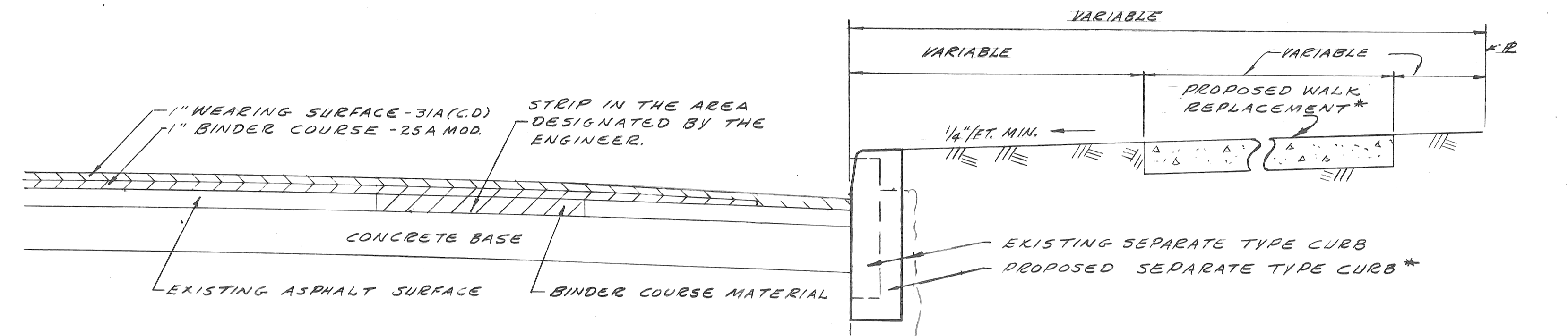
- 1 TITLE SHEET
- 2 DETAILS, QUANTITIES AND LEGEND
- 3 PLAN

PROJECT: CURB AND WALK REPLACEMENT AND RESURFACING ON CLAIRMOUNT FROM FOURTEENTH TO JOHN C. LODGE WEST SERVICE DRIVE VIRGINIA PARK REHABILITATION PROJECT MICH. R-149		CONTRACT NO. PW 6501
PLANS PREPARED BY DEPARTMENT OF PUBLIC WORKS CITY ENGINEERS OFFICE		
RECOMMENDED FOR APPROVAL	ENGINEER OF INSPECTION	12-6-71 DATE
RECOMMENDED FOR APPROVAL	HIGHWAY ENGINEER	12-6-71 DATE
APPROVED	ASSISTANT CITY ENGINEER	12-6-71 DATE
APPROVED	CITY ENGINEER	12-6-71 DATE
DATE	12-6-71	DRWG. NO. 1 OF 3

DESCRIPTION OF ITEM	UNIT	CLAIRMOUNT QUANTITIES								TOTAL	
		FOURTEENTH TO TWELFTH		TWELFTH TO W.D. WILSON		W.D. WILSON TO BEYON		BEYON TO SERVICE DRIVE			FOURTEENTH TO SERVICE DRIVE
		NORTH SIDE	SOUTH SIDE	NORTH SIDE	SOUTH SIDE	NORTH SIDE	SOUTH SIDE	NORTH SIDE	SOUTH SIDE		
SEPARATE TYPE CURB REPLACEMENT	L. FT.	796	807	713	711	837	830	649	807		6150
SIDEWALK REPLACEMENT	4" S. FT.	2016	1428	1618	1438	3012	3044	2642	1802		17000
	6" S. FT.	200	60			60	180				500
INTEGRAL CURB & SIDEWALK REPLACEMENT	2 FT. W.D. L. FT.			26	23	38	37	13	13		150
JOINT SAWING	L. FT.										
DEWEAY REMOVAL	S. FT.	60	180			30	60	30	30		390
DEWEAY 6" STANDARD	S. FT.	60	180			30	60	30	30		390
SIDEWALK 4" STANDARD	S. FT.										
STUMP REMOVAL	EACH							1	3		4
COLD PATCH	S. YDS.						75				75
MAINTAINING TRAFFIC	LUMP SUM										
CLEAN & CONDITION EXISTING SURFACE	S. YDS.									9900	9900
STRIPPING	S. YDS.										
REMOVE EXISTING CONCRETE BASE	S. YDS.									100	100
REPLACEMENT OF CONC. BASE WITH GRADE A CONCRETE	S. YDS.									100	100
RESETTING CATCH BASINS ALL TYPES	EACH									28	28
RESETTING MANHOLES	EACH									13	13
RESETTING STOP BOXES	EACH									6	6
REBUILDING CATCH BASINS	EACH									1	1
SEMI-REBUILDING CATCH BASIN	EACH									1	1
HEATING AND PLANING	S. YDS.									4500	4500
BITUMINOUS BOND COAT IN PLACE	GAL.									2160	2160
SHEET ASPHALT WEARING SURFACE MIXTURE IN PLACE	TONS									10	10
BERM GRADING	S. YDS.										
RESURFACING MIXTURE IN PLACE (ALL NATURAL AGGREGATES)											
FINE BINDER COURSE MIXTURE	TONS									792	792
WEARING SURFACE MIXTURE - 31A(C.D)	TONS									792	792
RESURFACING MIXTURE IN PLACE (ALL SLAG AGGREGATES)											
FINE BINDER COURSE MIXTURE	TONS									726	726
WEARING SURFACE MIXTURE - 31A(C.D)	TONS									747	747



TYPICAL RESURFACING SECTIONS APPLY TO THE FOLLOWING CONTRACTS ONLY: PW 6501, PW 6502, PW 6505, PW 6506



TYPICAL RESURFACING, CURB AND WALK SECTIONS

NO SCALE

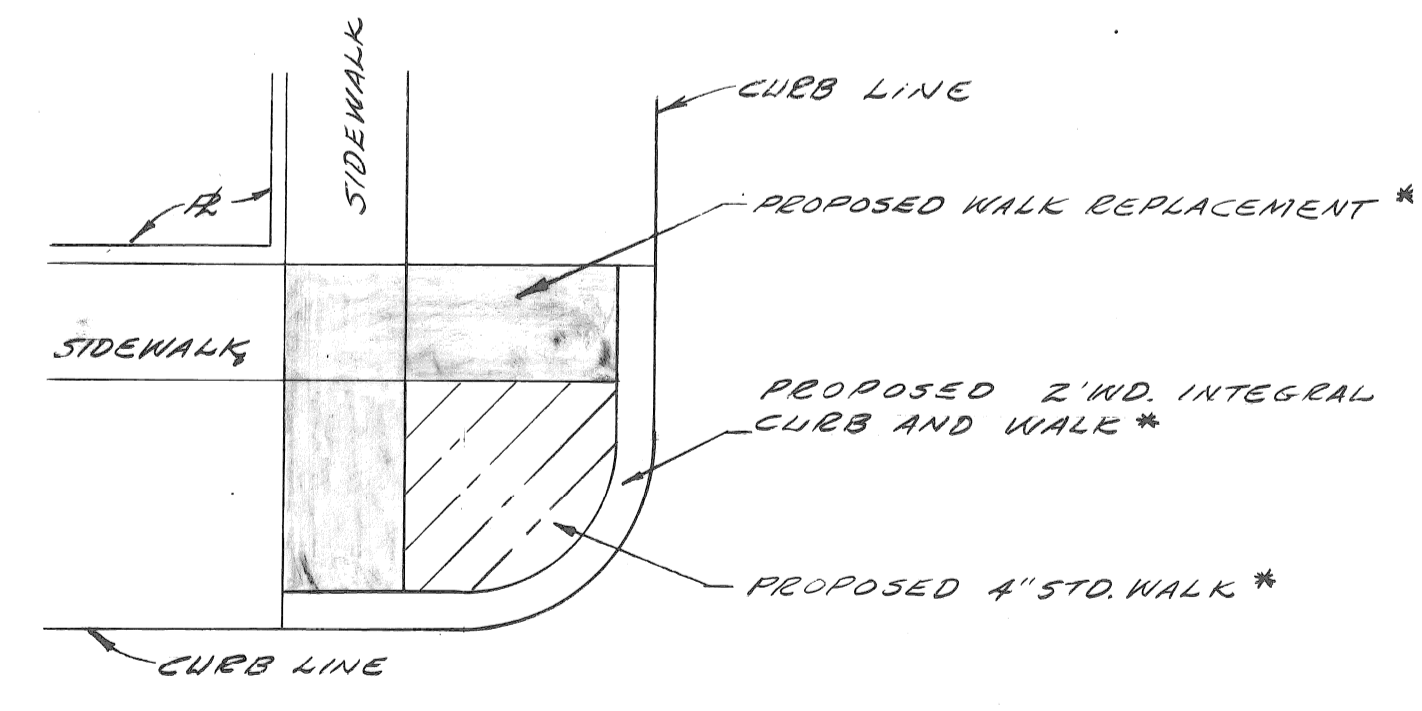
*SEE NOTE #1

LEGEND

- STUMP REMOVAL
- ⊙ RESETTING CATCH BASIN
- ⊙ RESETTING MANHOLE
- HEATING AND PLANING

NOTES

- 1- LOCATION OF PROPOSED NEW CONSTRUCTION OR REPLACEMENT INDICATED ON THE TYPICAL SECTIONS SHALL BE AS CALLED FOR ON THE PLANS OR AS DIRECTED BY THE ENGINEER.
- 2- WHERE SEPARATE TYPE CURB OR INTEGRAL TYPE CURB AND WALK ARE CALLED FOR, SEE STD. DET. DWGS. NO. C-4381 AND NO. C-4550.
- 3- CONSTRUCT SEPARATE TYPE CURB IN THIS CONTRACT.
- 4- WHERE SIDEWALK REPLACEMENT IN DEWEAY AREA IS DIRECTED BY THE ENGINEER, CONSTRUCT 6" SIDEWALK.



TYPICAL INTERSECTION

NO SCALE

DESIGNED BY	TALLEY	APPROVED:	<i>J. Erickson</i>
DRAWN BY	TALLEY	ENGINEER OF STREETS	
TRACED BY		ENGINEER OF EXPRESSWAYS	<i>Allen & Payer</i>
CHECKED BY	W.L.T. N.J.K.	CITY ENGINEER	

CITY OF DETROIT
DEPARTMENT OF PUBLIC WORKS
CITY ENGINEERS OFFICE
FOR
DETROIT HOUSING COMMISSION

CURB AND WALK REPLACEMENT AND RESURFACING ON CLAIRMOUNT FROM FOURTEENTH TO JOHN C. LODGE WEST SERVICE DRIVE VIRGINIA PARK REHABILITATION PROJECT MICH. R-149

SHEET 2 OF 3 SHEETS
CONTRACT NO. PW 6501
ASSIGN. NO. AO. 2049
DATE 12-6-71

DETAILS, QUANTITIES AND LEGEND