

Gaetrich

PIERSON

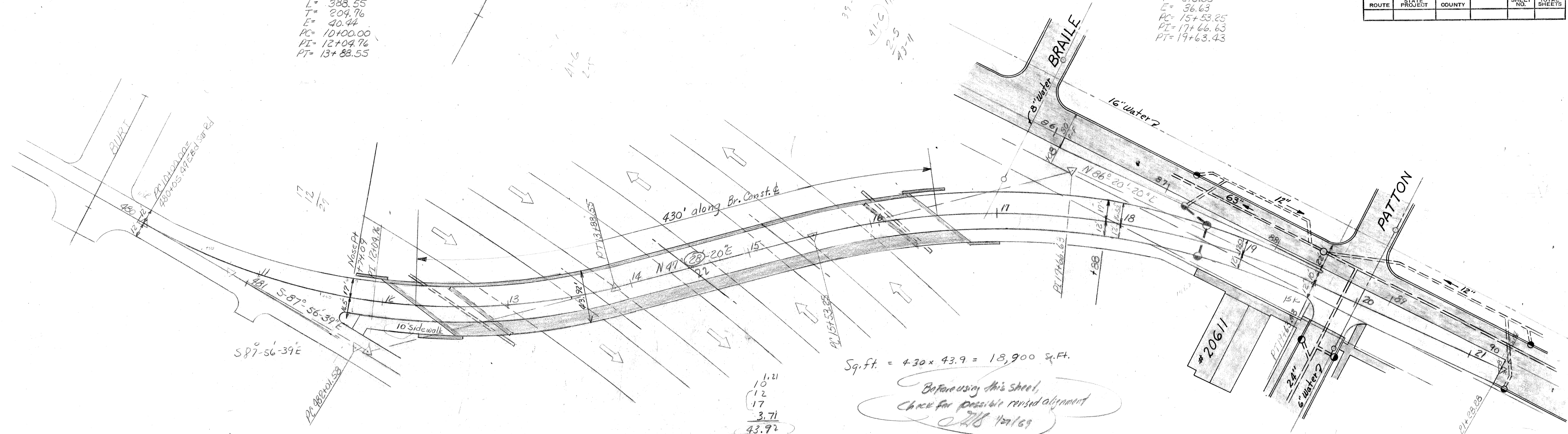
E Bd Service Rd
Curve #9
 $\Delta = 38^\circ 58' 00''$
 $D = 9^\circ 30' 00''$
 $R = 603.11$
 $L = 410.13$
 $T = 213.38$
 $E = 36.63$
 $PC = 15+53.25$
 $PT = 17+63.43$

E Bd Service Rd
Curve #8
 $\Delta = 44^\circ 41' 01''$
 $D = 11^\circ 30' 00''$
 $R = 478.22$
 $L = 388.55$
 $T = 204.76$
 $E = 40.44$
 $PC = 10+00.00$
 $PT = 12+04.76$
 $PT = 13+88.55$

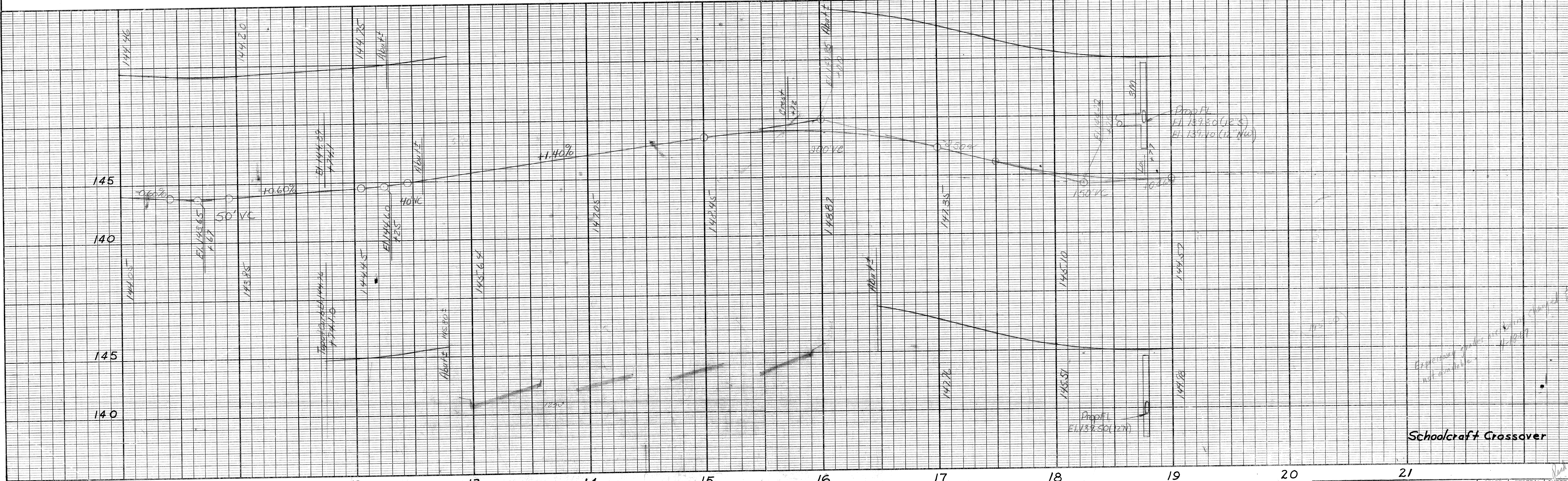
B. P. R. DIV. NO.	STATE	PROJ. NO.	FISCAL YEAR	SHEET NO.	TOTAL SHEETS
4	MICH.				
ROUTE	STATE PROJECT	COUNTY	CITY	SHEET NO.	TOTAL SHEETS
I-96	82122	Wayne	Detroit	44	
B. P. R. DIV. NO.	STATE	PROJ. NO.	FISCAL YEAR	SHEET NO.	TOTAL SHEETS
4	MICH.				
ROUTE	STATE PROJECT	COUNTY		SHEET NO.	TOTAL SHEETS

OPERATION	BY	DATE
FINAL DESIGN CHECKED		
TRAFFIC CONTROL CHECK		
QUANTITIES CHECKED		
SQUAD		

AUTH.	DATE	REVISION	FINAL R. O. W.



OPERATION	BY	DATE
SURVEYED		
PLAN PLOTTED		
PROFILE PLOTTED		
PROFILE CHECKED		
GRADE INSPECTION		
FEDERAL INSPECTION		



Schoolcraft Crossover

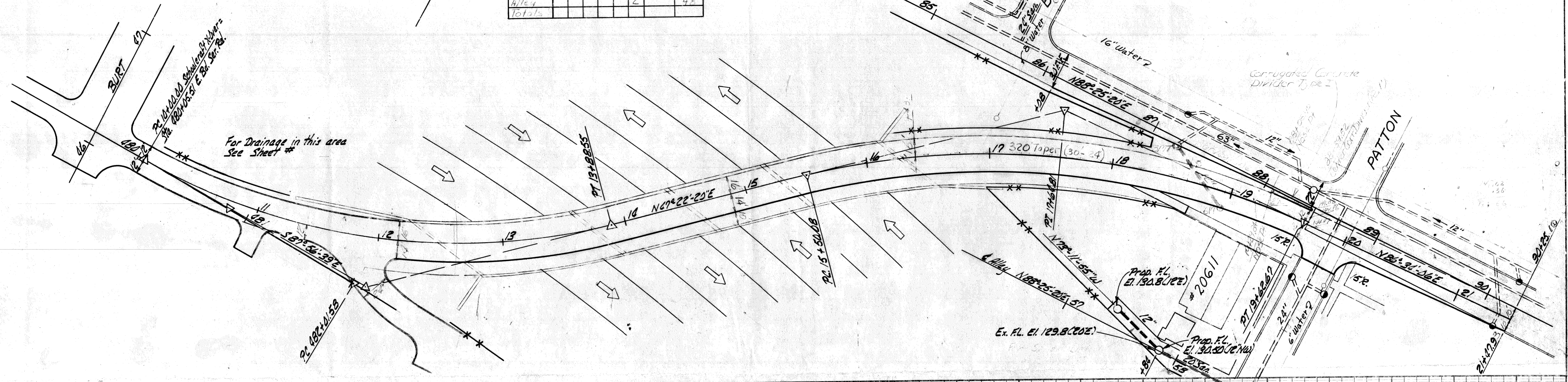
PIERSON

Curve Data - E. Bd Schoolcraft
Crossover Curve #1
 $\Delta = 44^{\circ} 41' 01''$
 $D = 11^{\circ} 38' 40''$
 $R = 498.22'$
 $L = 204.76'$
 $E = 40.88'$
 $PC = 12+00.00$
 $PT = 12+04.76$
 $PI = 12+02.38$

Curve Data - E. Bd Schoolcraft
Crossover Curve #2
 $\Delta = 39^{\circ} 11' 46''$
 $D = 9^{\circ} 30' 20''$
 $R = 603.11'$
 $L = 214.78'$
 $E = 412.59'$
 $PC = 15+50.08$
 $PT = 17+64.86$
 $PI = 16+57.47$

S.P.F. DIV. NO.	STATE	PROJ. NO.	FISCAL YEAR	SHEET NO.	TOTAL SHEETS
4	MICH.				
ROUTE	STATE PROJECT	COUNTY	CITY	SHEET NO.	TOTAL SHEETS
I-96	82122	Wayne	Detroit	68	
S.P.F. DIV. NO.	STATE	PROJ. NO.	FISCAL YEAR	SHEET NO.	TOTAL SHEETS
4	MICH.				
ROUTE	STATE PROJECT	COUNTY	CITY	SHEET NO.	TOTAL SHEETS

NO.	DESCRIPTION	QUANTITY	UNIT	AMOUNT
181.04		1		8
181.05		1		8
177.12		1		2
411.14		2		4
101.16				



For Drainage in this area
See Sheet #



OPERATION	BY	DATE
PREPARED		
DESIGNED		
CHECKED		
APPROVED		
FINAL DESIGN CHECKED		
TRAFFIC SIGNAGE CHECKED		
QUANTITIES CHECKED		
SOUND		

OPERATION	BY	DATE
SURVEYED		
PLAN CHECKED		
PROFILE PLOTTED		
PROFILE CHECKED		
GENERAL INSPECTION		
FEDERAL INSPECTION		

Prop. Top of Road Grade - Pt. Edge
Prop. Top of Road Grade - Right
Prop. Top of Road Grade - Left

AUTH.	DATE	REVISION	FINAL R.O.W.

6/2/2018