


CITY OF DETROIT DEPARTMENT OF PUBLIC WORKS

IN CO-OPERATION WITH MICHIGAN DEPARTMENT OF TRANSPORTATION

ECONOMIC DEVELOPMENT - CATEGORY A

Control Section EDA82522
Job Number 52624A



	CLARK	SCOTTEN
DESIGN SPEED	35	35
POSTED SPEED	25	25

THE IMPROVEMENTS COVERED BY THESE PLANS SHALL BE DONE IN ACCORDANCE WITH THE MICHIGAN DEPARTMENT OF TRANSPORTATION 1996 STANDARD SPECIFICATIONS AND SUPPLEMENTAL SPECIFICATIONS

DRAWN: ELC	SmithGroup JJR <small>SmithGroup JJR Incorporated 110 Miller Avenue Ann Arbor, Michigan 48104 c 734.662.4457 e 734.662.7520 www.smithgroup.com</small>	DATE: 07/28/00
CHECKED: ARB		FILE NO:
APPROVED: ARB		DRAWING NO: 1 OF 44

CONTRACT FOR: RESURFACING, RECONSTRUCTION AND MISCELLANEOUS CONSTRUCTION OF CLARK AND SCOTTEN AVENUE BETWEEN MICHIGAN AVE. & BRANDON AVE.

LOCAL AUTHORITY APPROVAL
CITY OF DETROIT
CITY ENGINEERING DIVISION
DEPARTMENT OF PUBLIC WORKS

APPROVED BY: *Rodion Hoidan* 08/13/00
ENGINEER OF STREETS DATE

APPROVED BY: _____ _____
HEAD ENGINEER DATE


APPROVED BY: _____ 8/3/00
CITY ENGINEER DATE

PREPARED UNDER SUPERVISION OF

Alan Ruch 24685
REGISTERED PROFESSIONAL ENGINEER REGISTRATION NO.

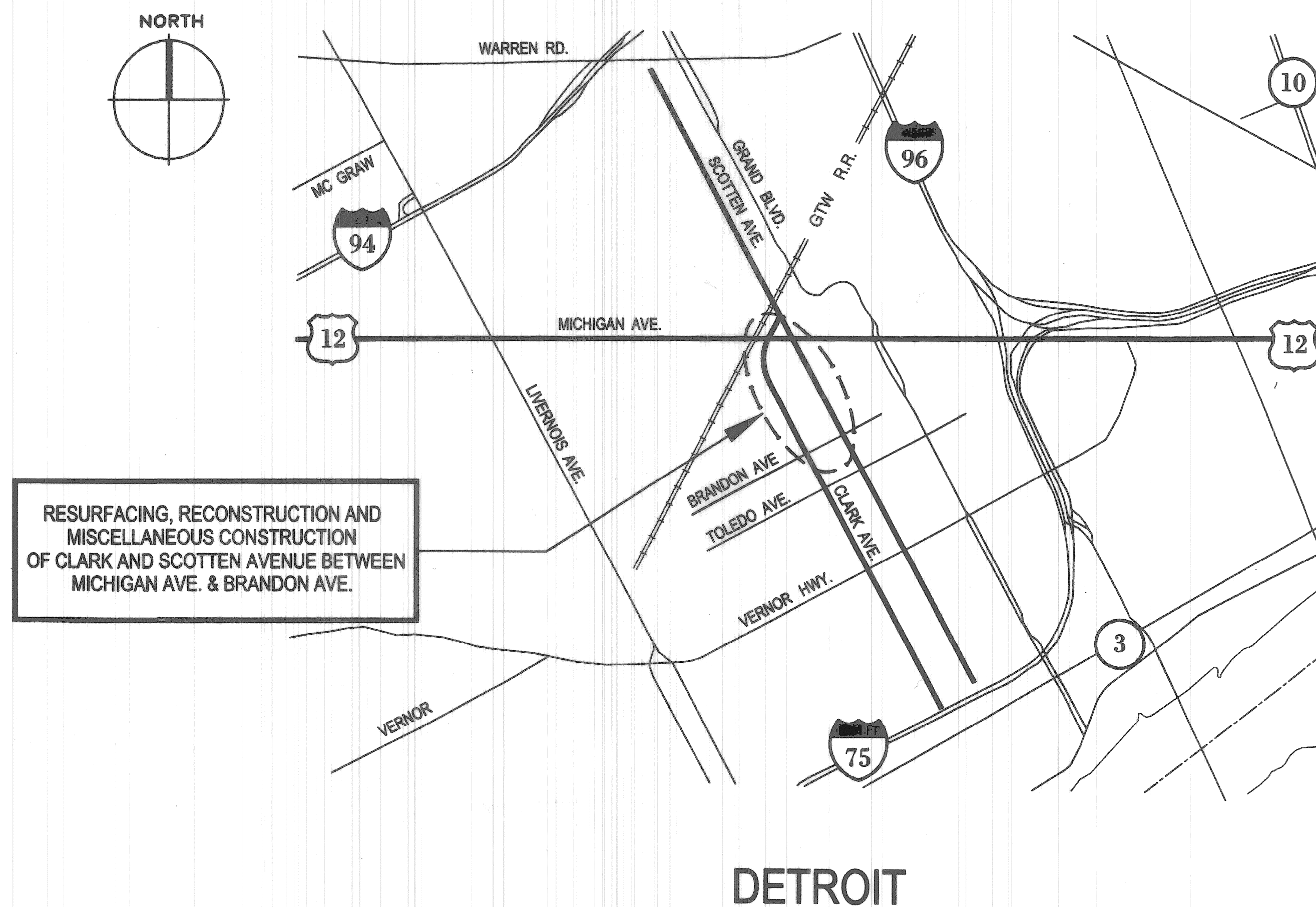
SMITHGROUP JJR
ORGANIZATION

ANN ARBOR, MICHIGAN
ADDRESS



PLAN INDEX	
1	TITLE SHEET
2	NOTE SHEET
3	OVERALL SITE PLAN
4	TYPICAL CROSS SECTIONS
5	SECTIONS
6	CIVIL DETAILS
7	CLARK AVE. & SCOTTEN AVE. DETOUR
8-10	CLARK AVE. SITE PREPARATION PLAN
11-13	SCOTTEN AVE. SITE PREPARATION PLAN
14-16	CLARK AVE. LAYOUT & MATERIALS PLAN
17-19	SCOTTEN AVE. LAYOUT & MATERIALS PLAN
20	CONNECTOR ROAD LAYOUT & MAT'L PLAN
21	CLARK AVE. UTILITY PLAN
22	SCOTTEN AVE. UTILITY PLAN
23	CONNECTOR ROAD UTILITY PLAN
24	CLARK AVE. PLAN & PROFILE
25	SCOTTEN AVE. PLAN & PROFILE
26	CONNECTOR ROAD PLAN & PROFILE
27	QUANTITY SHEET
28	LEGEND SHEET
29	GENERAL INFORMATION
30	GENERAL PLAN
31	GENERAL PLAN
32	TWO-WAY MANHOLE
33	MANHOLE FRAMES & COVERS - SEWER GRATE & RING
34	5000V & 7000V BELTED P&L CABLE JOINT & POTHEAD SPLICE
35	CABLE FIRE PROOFING
36	GENERAL PLAN
37	MISC. CONDUIT SECTIONS
38	HAND HOLE
39	MOLT. ST. LTG. CABLE CONNECTIONS CLAMP-ON ARM & MISC. DETAILS
40	ANCHOR BASE ST. LTG. (CODE 009-00)
41	CABLE & WIRE SPEC., DETAILS
42	CABLE & WIRE SPECIFICATIONS
43	CABLE & WIRE SPECIFICATIONS
44	CABLE TAGS DETAILS

STANDARD PLANS	
1 OF 5	DETAILS OF STANDARD CATCH BASINS "A" & "B" FLAT GRATE & FRAME AND COVER BOLT
2 & 3 OF 5	SPECIAL DETAILS
4 OF 5	MISCELLANEOUS DETAILS
5 OF 5	SPECIAL STANDARDS & SPECIAL DETAILS



FILE NAME: 1 2 3 4 5 6 7 8 9 10 11 12 13 14 15 16 17 18 19 20 21 22 23 24 25 26 27 28 29 30 31 32 33 34 35 36 37 38 39 40 41 42 43 44 45 46 47 48 49 50 51 52 53 54 55 56 57 58 59 60 61 62 63
 EXISTING BY: _____
 PROPOSED BY: _____
 LAST CORRECTION BY: _____
 DATE: _____
 DATE: _____
 DATE: _____
 JWB
 82522
 SECTION