

CONTRACT # P.W. 111

# DEPARTMENT OF PUBLIC WORKS DETROIT

## CITY ENGINEER'S OFFICE --- DIVISION OF PAVING DESIGN

### STREET PAVING PLAN

NAME OF STREET: **WAY BURN**  
FROM: **3 N. OF N.P.L. OF MORANG**  
TO: **N.P.L. OF CASINO**  
TYPE OF PAVEMENT: **8" 6" 8 ONE COURSE CONCRETE SLAB AND CURB INTEGRAL**  
WIDTH: **30' & 36'**

DESIGNED BY: *L. B. HARTZELL*  
DRAWN BY: *L. B. HARTZELL*  
TRACED BY: *Scalen*  
CHECKED BY: *Scalen*  
APPROVED BY: *J. L. ...*  
*W. ...*  
ENGINEER OF STREETS  
2657 CITY ENGINEER

BOOK NO. **1594** PAGE **49**  
DATE: **12-7-45**  
S.S. CHECKED: **6-5**  
COMPUTED: **62-4-20**  
S.S. CHECKED: **80-100**  
S.S. CHECKED: **704-20**

HOR. SCALE: **1" = 100'**  
VER. SCALE: **1" = 2'**  
PLAN: **L.B.H. GRADE**  
CHECKED: **S.S. GRADE**  
LOT 2L: **1-249-40**  
LOT 3L: **1-60-00**  
LOT 4L: **1-408-40**  
CITY: **DETROIT**

QUANTITIES	ESTIMATED	FINAL
EXCAVATION CU YDS.	LOTS	LOTS
226	1/124	226
189	1/124	189
482	2/215	482
340	1/102	340
1	1/1	1
4	1/4	4




NOTE: BEFORE STARTING CONSTRUCTION CONTRACTOR MUST CHECK WITH UTILITIES FOR LOCATIONS OF EXISTING STRUCTURES WHETHER OR NOT INDICATED ON PLANS.

PLAN SCALE DISTORTED  
LOTS & ALLEYS: **1" = 100'**  
STREET WIDTHS: **1" = 50'**

DRAINAGE COMPLETED  
PAVING COMPLETED: **7-15-47**

SEWER	REVISIONS
C-326 A	C-390 C-739
C-739 A	C-739 B C-739
C-324	C-327 C-524
C-325	C-733 C-585

119.97-CURB-119.77  
119.96 WK. 120.06 WK.  
120.08 RETURN-120.22  
119.87-CURB-119.77



INDEX NO. **36**  
TOPO. NO. **97**  
RECORD NO. **0**

BENCH MARKS:  
R.L.B.M. #97-254-A HAND HOLE 3" N. COR. OF ROSSITER & GEORIAN 119.560  
TOP OF HD. S.S. OF WAYBURN 400 E. OF BRITAIN. 123.58  
TOP OF HD. N.E. COR. OF WAYBURN & MORANG. 123.08  
TOP OF HD. N.E. COR. OF WAYBURN & CASINO 122.21  
TOP OF HD. S.S. OF WAYBURN 800 E. OF CASINO 120.81

NOTE:  
AT (X) WIDEN EXISTING 30' RETURN WITH CURBS TO 36' AND PAVE HING STRIPS WITH 10" CONCRETE.  
AT (A) ADJUST 4' EXISTING 18 1/2" Y-DRAINING. CONTRACTOR SHALL FURNISH AND INSTALL STD. FLAT TYPE CATCH BASIN FRAMES AND GRATES.  
NOTIFY D.P.W. TO SALVAGE OLD CASTINGS.  
ADJUST ONE EX. M.M.

411366