

DEPARTMENT OF PUBLIC WORKS

CITY ENGINEER'S OFFICE - DIVISION OF PAVING DESIGN

STREET PAVING PLAN

PARKLAND

FROM 2865 S. OF N. P. L. OF WARREN

S. P. L. OF MAJESTIC

A. P. 196-25A  
ASSIGN NO. 7935  
PROJECT NO.

SHEET 1  
OF 1 SHEETS

WIDTH 40'

DATE

Application 248-21  
2-11-40

SEWER	C. 396	C. 731
REVISIONS	C. 395	C. 739
	C. 395A	C. 739A
	C. 396	C. 738B

NOTE:  
BEFORE STARTING CONSTRUCTION CONTRACTOR MUST CHECK WITH UTILITIES FOR LOCATIONS OF EXISTING STRUCTURES WHETHER OR NOT INDICATED ON PLANS  
PLAN SCALE DISTORTED  
LOTS & ALLEYS 1" = 100'  
STREET WIDTHS 1" = 50'  
DRAINAGE COMPLETED  
PAVING COMPLETED

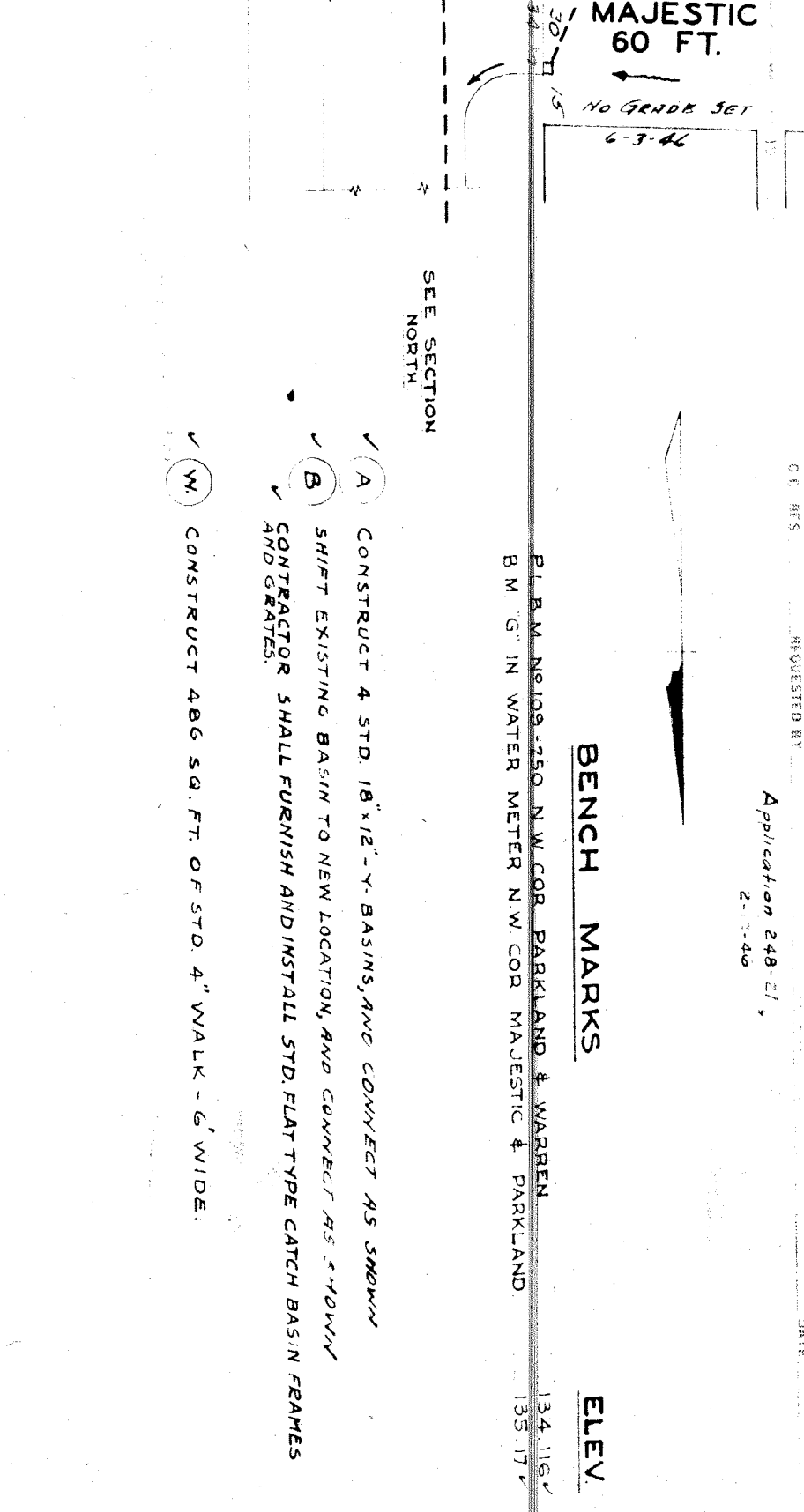
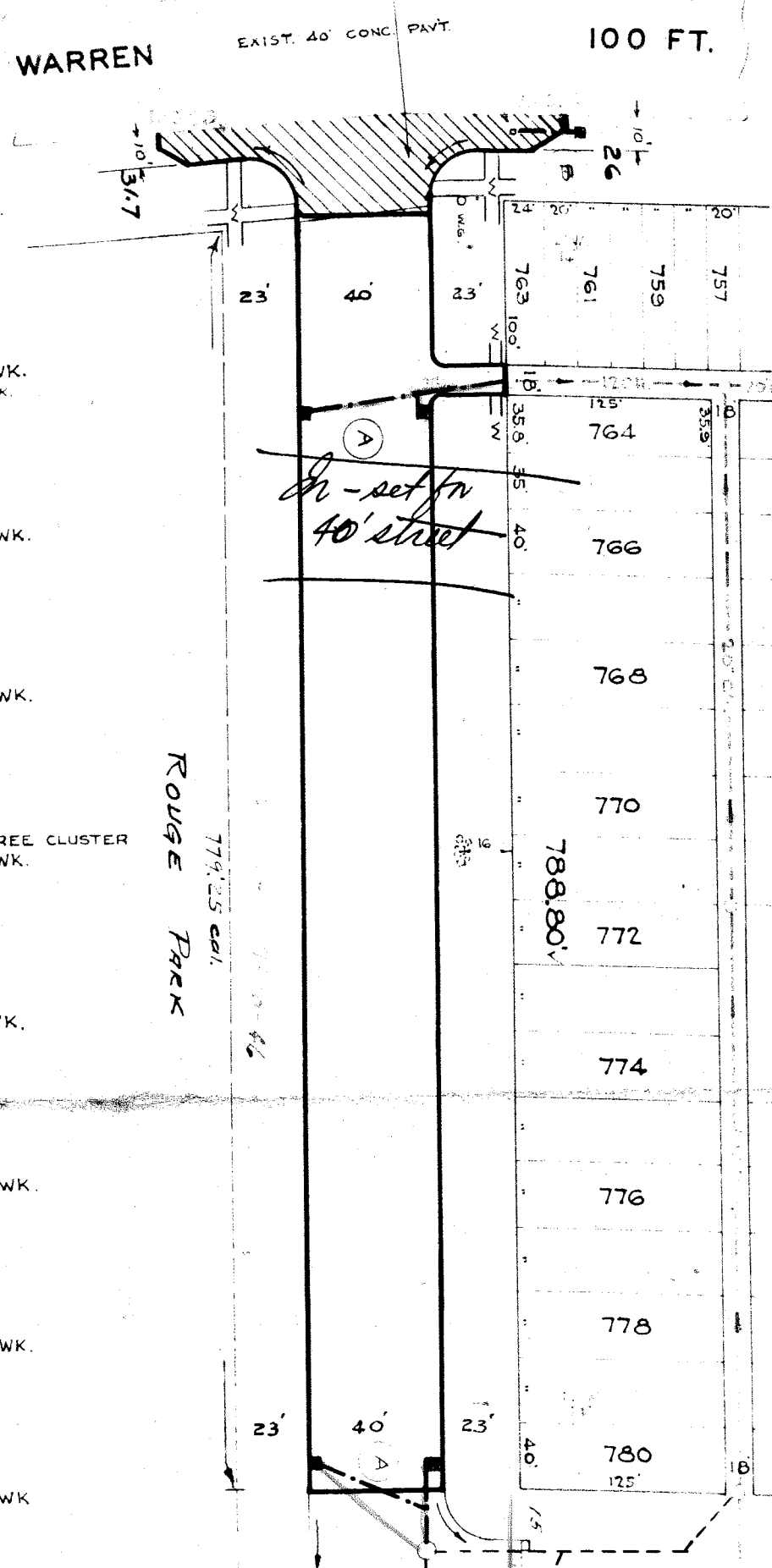
QUANTITIES	ESTIMATED	CITY	FINAL
EXCAVATION - CIV YDS	1474	133	
NEW CURB LIN FT	-	71	
PAVING SQ YDS	3531	294	
SIDEWALK SQ FT	-	496	
MANHOLES ADJUST	-	-	
CONSTRUCT	-	-	
BASINS	-	5	
SEWERS 12" LIN FT	-	170	
SEWERS 15" LIN FT	-	-	

HOR SCALE 1" = 50'	ROOM 048	GRADE 7%
VER SCALE 1" = 2'	DATE DESIGD 2-15-40	DATE DESIGD 9-4-40
PLAN	T.K.	PROFILE
CHECKED	S.S.	GRADE
COMPUTED	RE	CHECKED
REVISIONS	15605	775103
TOTAL SQ	162575	3785
LENGTH	812	188
WIDTH		
AREA		

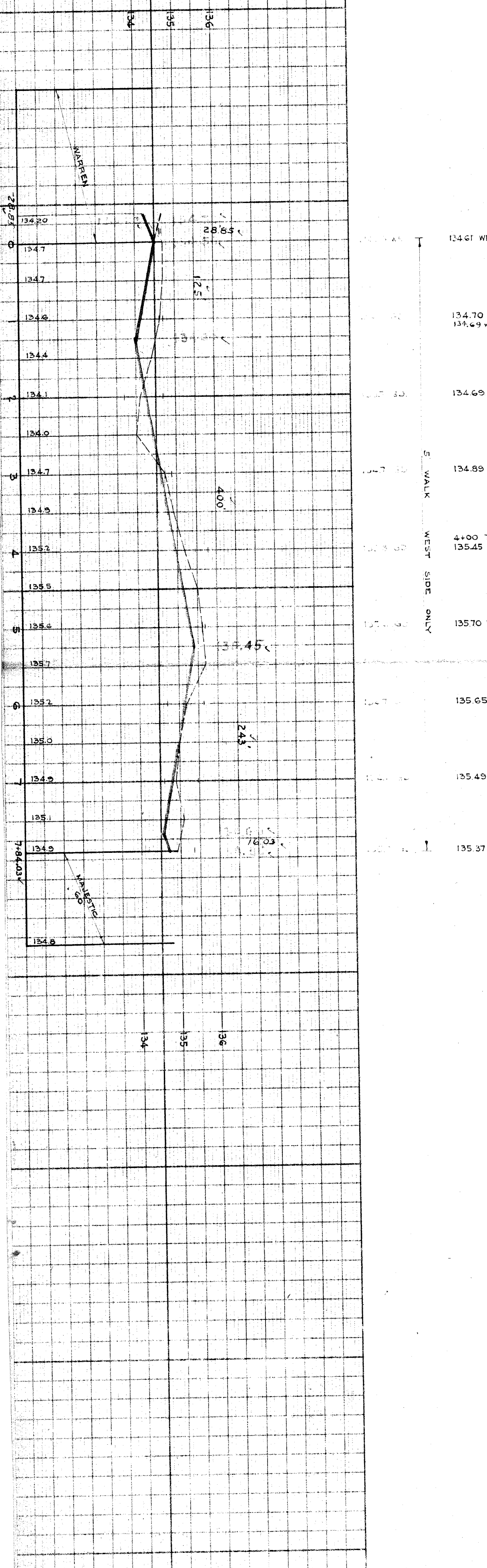
DESIGNED BY THANNW  
DRAWN BY T. KANOW  
CHECKED BY T.K.  
APPROVED BY S. P. L. OF MAJESTIC  
ENGINEER OF STREETS  
ASST. CITY ENGINEER  
M. R. Fickler

INDEX TOPO NO. 78  
NO. 109  
RECORD NO. 117  
NAME OF STREET  
FROM 2865 S. OF N. P. L. OF WARREN  
S. P. L. OF MAJESTIC  
TYPE OF PAVEMENT  
ONE COURSE COMPLETE - INTERNAL CURB  
REQUESTED BY  
DATE

CONSTRUCT CONCRETE RETURNS AND 10 FT. WIDENINGS SEE SPECIAL DETAIL # 733 SLAB IN WARREN AVE TO BE 9" THICK USE TYPE II CURB.



- (A) CONSTRUCT 4 STD. 18"x12" V-BASINS, AND CONNECT AS SHOWN
- (B) SHIFT EXISTING BASIN TO NEW LOCATION, AND CONNECT AS SHOWN
- (C) CONTRACTOR SHALL FURNISH AND INSTALL STD. FLAT-TYPE CATCH BASIN FRAMES AND GRATES.
- (W) CONSTRUCT 486 SQ. FT. OF STD. 4" WALK - 6" WIDE.



WARREN  
100 FT.  
MAJESTIC 60 FT.  
ROUGE PARK  
4+00 TREE CLUSTER  
S. WALK WEST SIDE ONLY  
BENCH MARKS  
ELEV.