
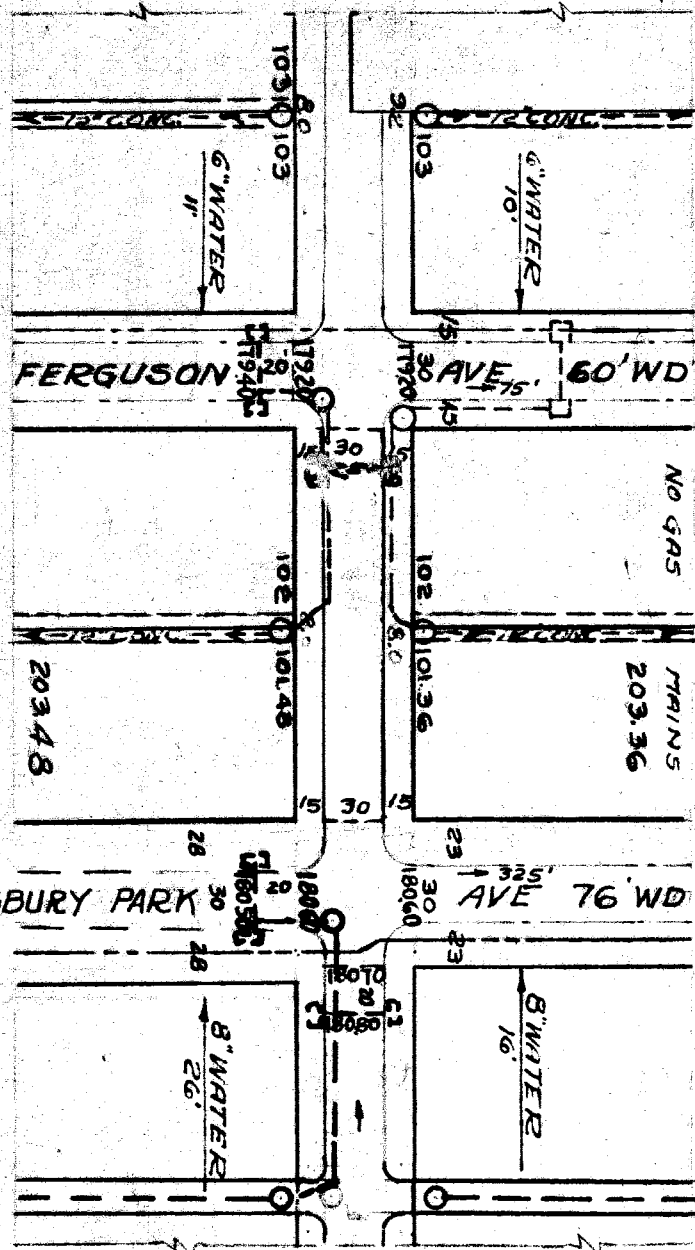


CROSS - SECTIONS



AT NO.	Δ	RAD.	TAN	ARC	SER.	QUANTITIES	LOTS	CITY
						EXCAVATION		
						STRAIGHT CURB NEW		
						OLD CURB RESET		
						CIRCULAR CURB		
						PAVING		
						CONCRETE BASE		
						STONE HEADER		

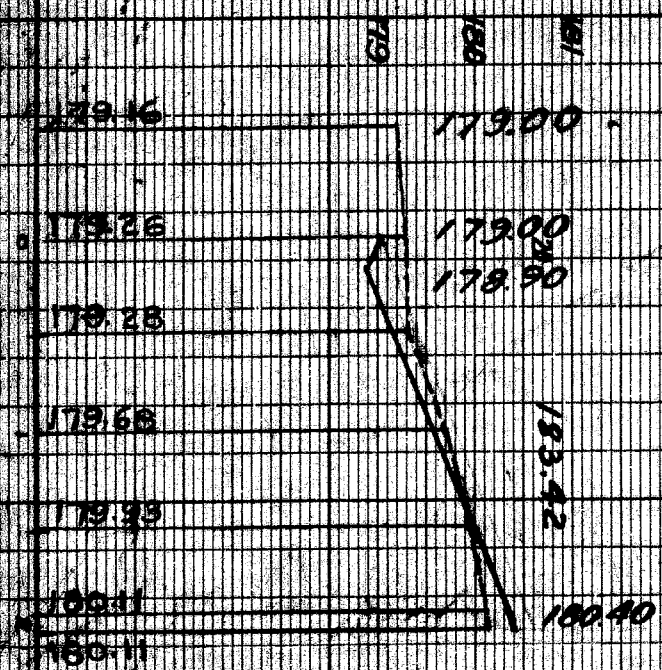
PLAN	GRADE	LENGTH	CITY	LOT	QUANTITIES
Checked	GRADE	LENGTH	CITY	LOT	QUANTITIES
406	54	203.42	203.42		
TOTAL (2 L)					
406	54	203.42	203.42		



B.M. - 1/4\"/>

178.68	179.58	180.48	181.08
179.28	179.48	179.78	180.28
180.48	179.78	180.48	181.08
181.08	181.08	181.08	181.08

NO WALKS




DEPARTMENT OF PUBLIC WORKS. DETROIT, MICH.  
 CITY ENGINEERS OFFICE - DIVISION OF PAVING DESIGN  
 STREET PAVING PLAN  
 MARGARETA AVE 60' WD  
 FERGUSON  
 ASBURY PARK

TYPE OF PAVEMENT: 18\"/>

DESIGNED BY: *W. J. Guillemont*  
 DRAWN BY: *H. B. Thompson*  
 TRACED BY: *H. B. Thompson*  
 CHECKED BY: *W. J. Guillemont*

APPROVED: *W. J. Guillemont*  
 ENGINEER OF STREETS  
 MASTER CITY ENGINEER



JOB-NO-D-2077

12-14-38  
 WATER MAINS OK

EXISTING POOLS & BASINS  
 NEW " " "