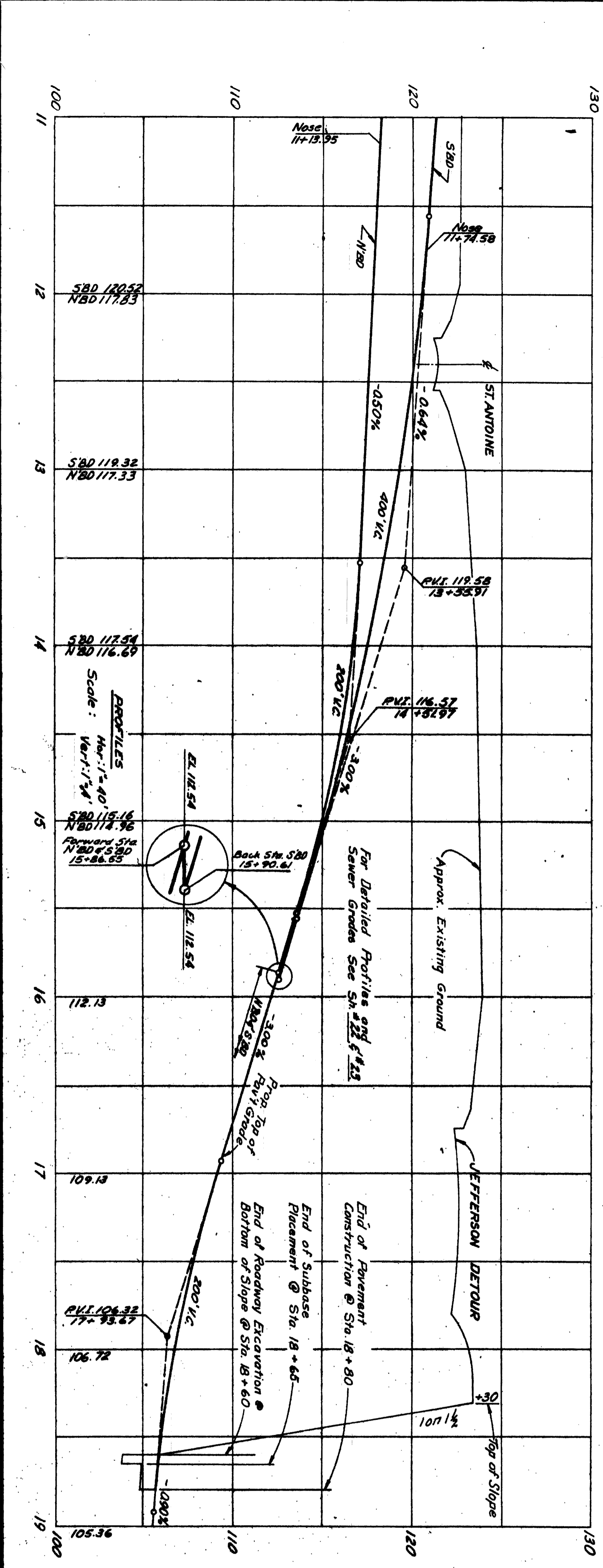
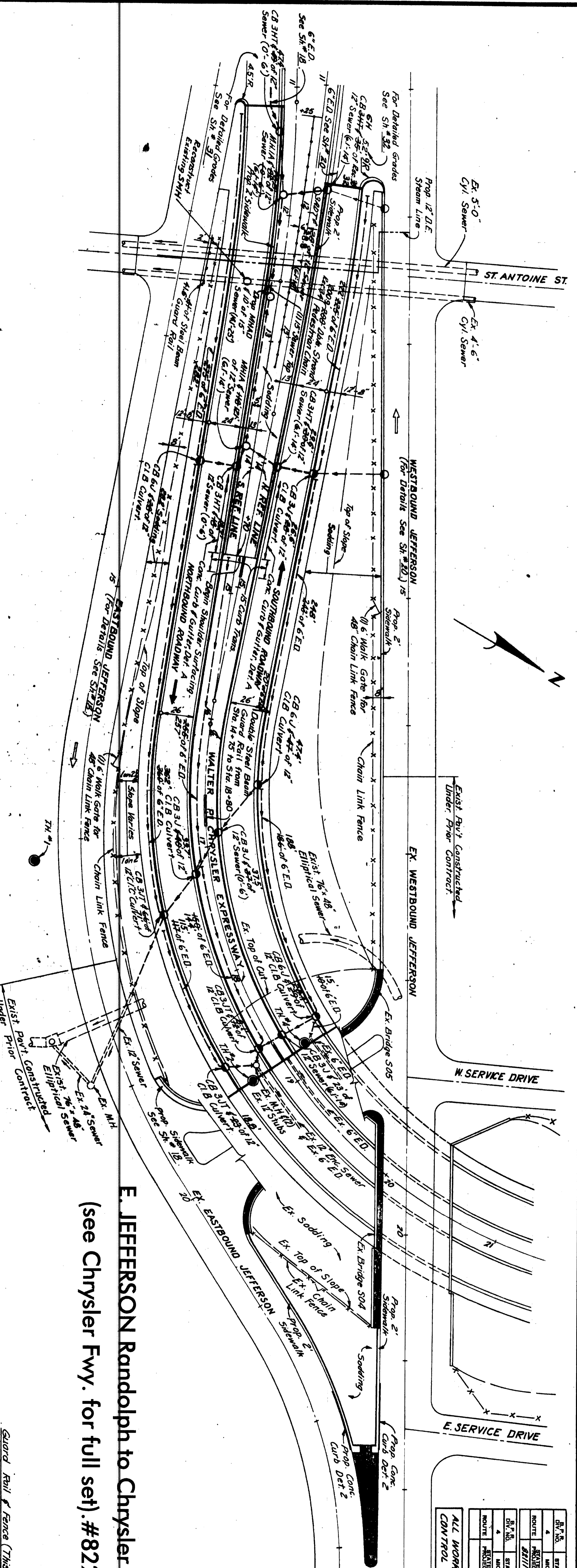


DESIGNED BY	W. WICKLEY	5/63
DRAWN BY	M. POLITO	5/63
CHECKED BY	N. LOCHER	5/63
APPROVED BY	Allen S. Ryan	5/63
FOR APPROVAL	R. A. ...	5/63

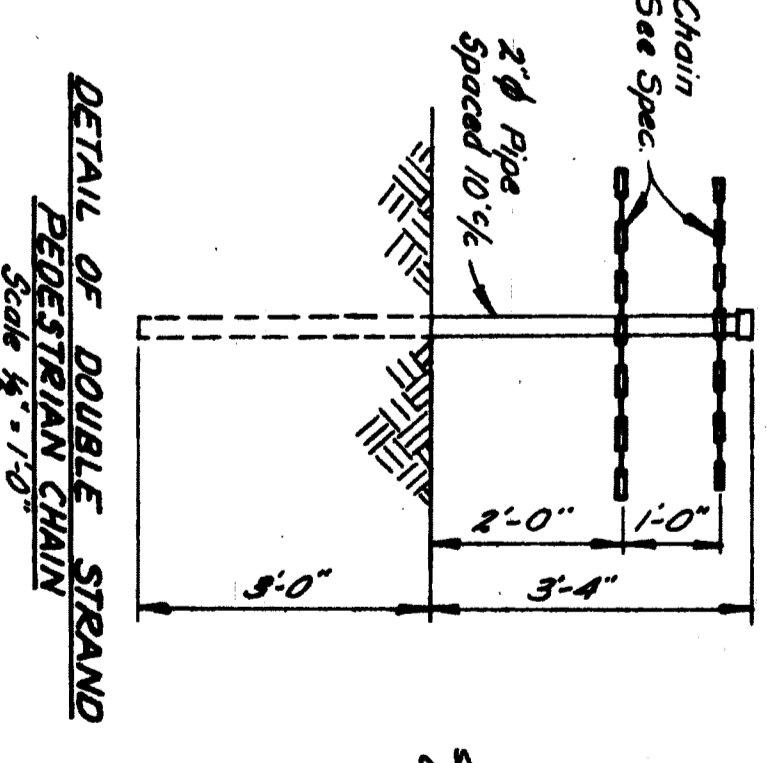
PLANS PREPARED BY
CITY OF DETROIT
DEPARTMENT OF PUBLIC WORKS
CITY ENGINEERS OFFICE
BUREAU OF HIGHWAYS AND EXPRESSWAYS



PLAN
Scale: 1"=40'



E. JEFFERSON Randolph to Chrysler Fwy., 1-375
(see Chrysler Fwy. for full set) #82211E-C20



- Notes:
- 1 For Alignment See Sta. 11+80 to 11+85
 - 2 For Index of Soil Borings (Symbol ●) See Sta. 18+80 to 18+85
 - 3 Existing Sidewalk to Remain
 - 4 For Construction Sequence See Sta. 13+80 to 13+85
- All Culvert Pipe Regulators of Size or Class shall be Reinforced Concrete Culvert Pipe unless otherwise noted in the bid items of the Proposal

Guard Rail & Fence (This Sheet)
Steel Beam Guard Rail...
Double Steel Beam Guard Rail...
48\"/>

ALL WORK THIS SHEET
CONTROL SECTION 82111D-C21

REV.	DATE	BY	CHKD.	DESCRIPTION
1	5/63	W. WICKLEY	N. LOCHER	ISSUED FOR CONSTRUCTION