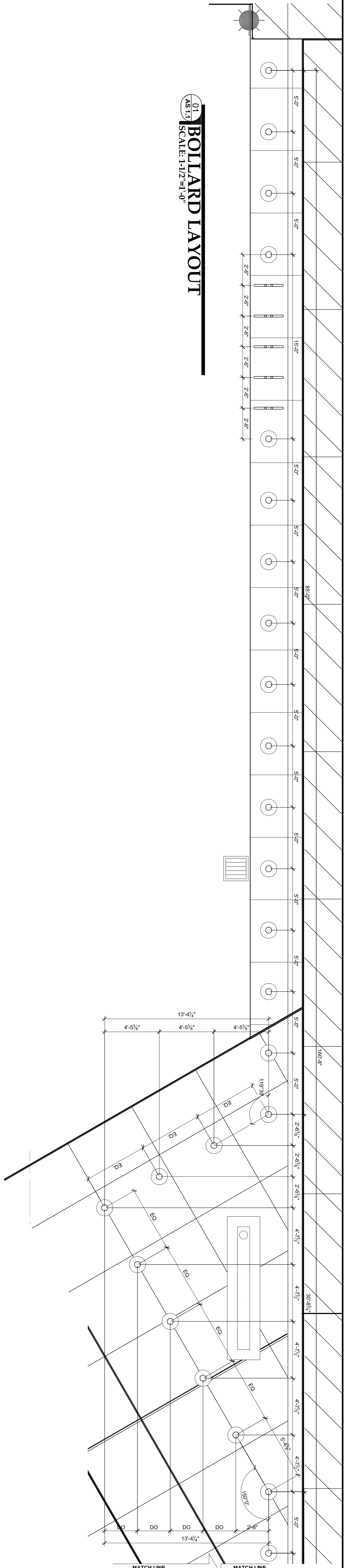
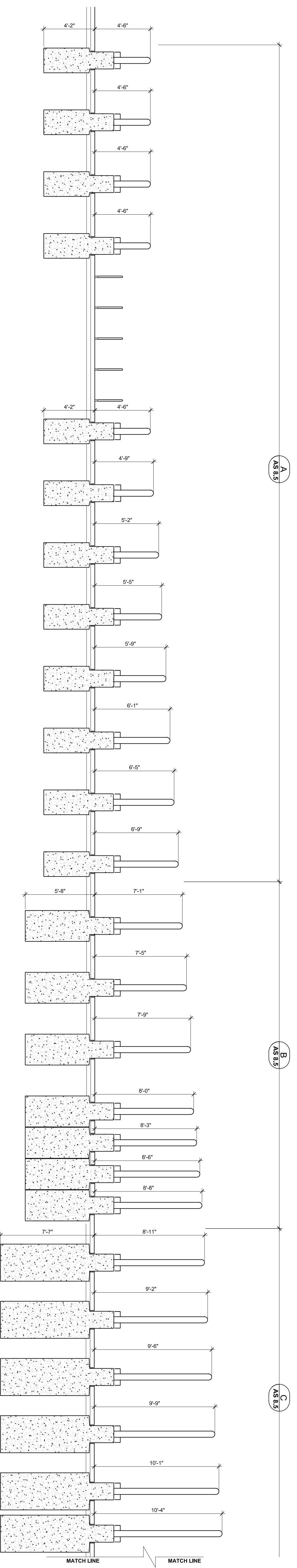


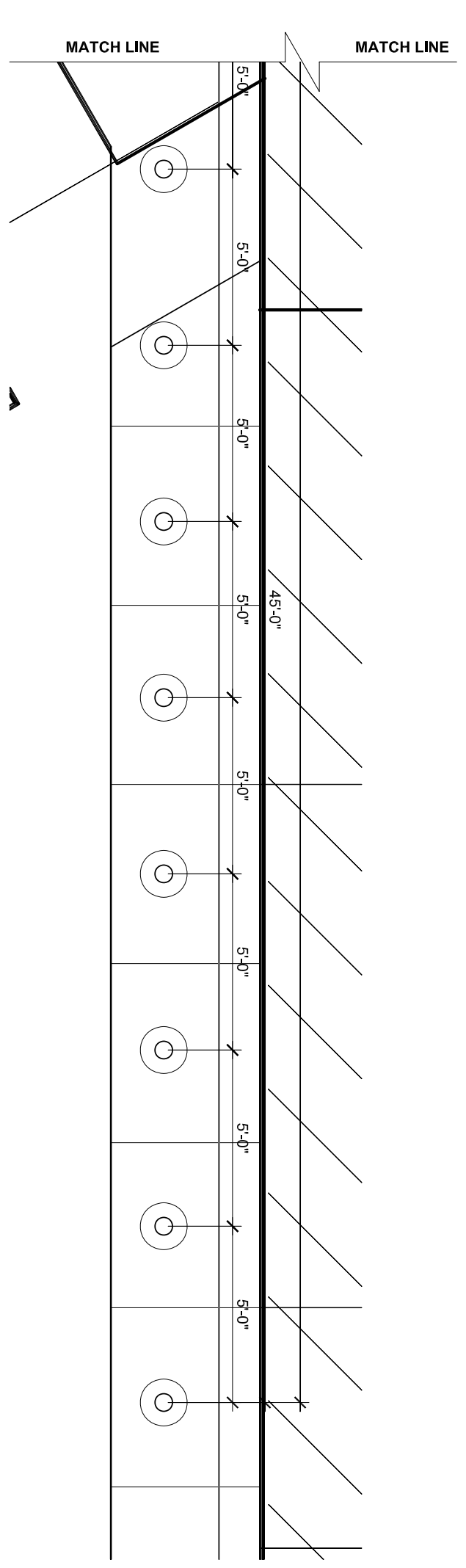
BOLLARD LAYOUT
SCALE: 1/2"=1'-0"



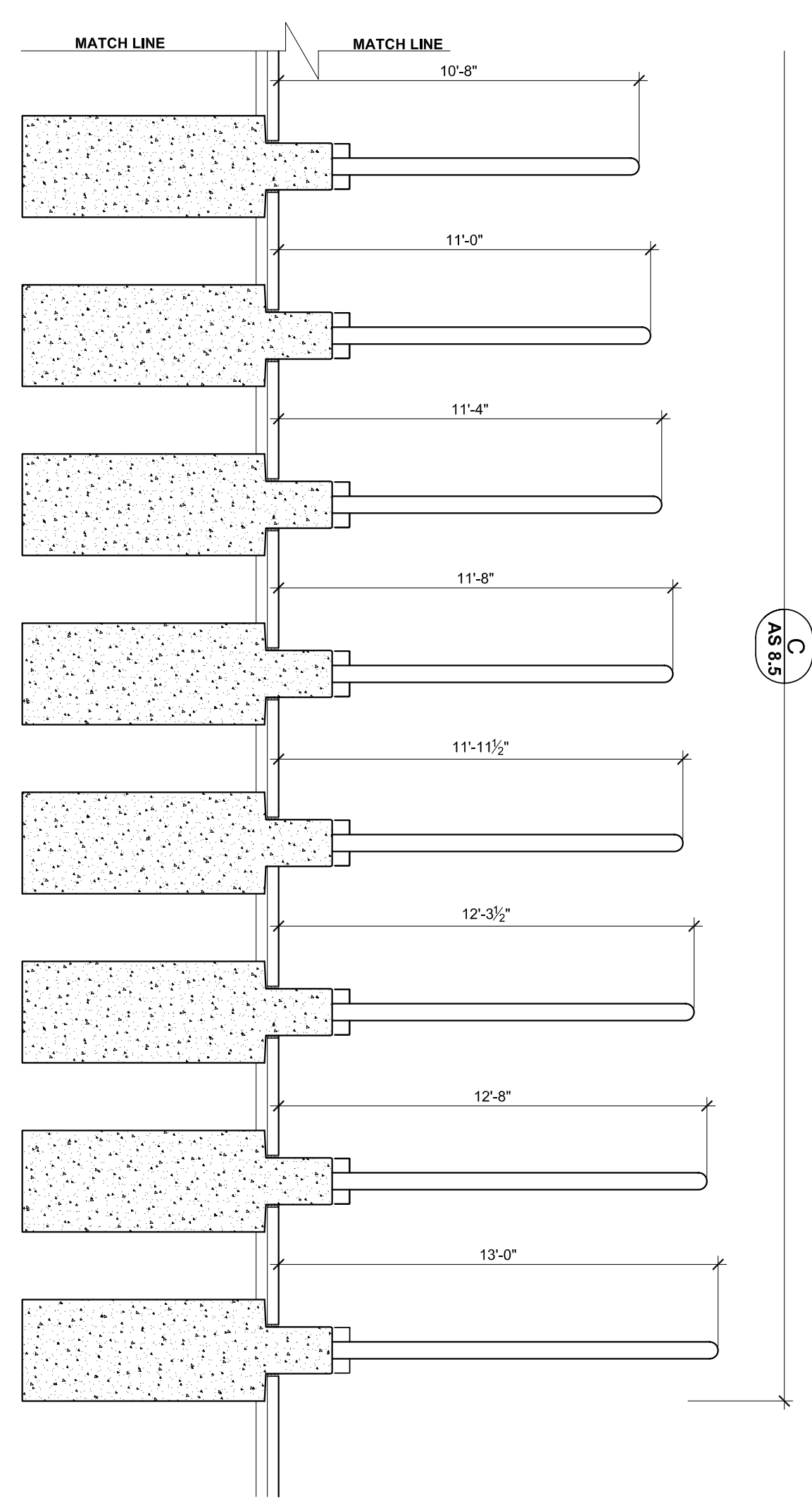
BOLLARD SECTION
SCALE: 1/2"=1'-0"



BOLLARD LAYOUT CONT.
SCALE: 1/2"=1'-0"



BOLLARD SECTION CONT.



BOLLARD SECTION CONT.
SCALE: 1/2"=1'-0"

GENERAL NOTES:

1. SHALL BE IN ACCORDANCE WITH THE SPECIFICATIONS FOR THE PROJECT.
2. ALL DIMENSIONS ARE TAKEN FROM FINISHED GRADE UNLESS NOTED OTHERWISE.
3. MATERIALS SHALL BE AS SHOWN IN THESE DRAWINGS.
4. ALL WORK SHALL BE DONE IN ACCORDANCE WITH THE CITY OF WASHINGTON SPECIFICATIONS.
5. ALL UTILITIES SHALL BE PROTECTED AND DEEPER THAN THE BOLLARD FOUNDATION.
6. CONTRACTOR SHALL VERIFY ALL UTILITIES AND LOCATIONS PRIOR TO CONSTRUCTION.
7. ALL EXISTING CONDITIONS ARE TO BE MAINTAINED UNLESS NOTED OTHERWISE.
8. ALL DIMENSIONS ARE TAKEN FROM FINISHED GRADE UNLESS NOTED OTHERWISE.
9. ALL MATERIALS SHALL BE AS SHOWN IN THESE DRAWINGS.
10. ALL WORK SHALL BE DONE IN ACCORDANCE WITH THE CITY OF WASHINGTON SPECIFICATIONS.

MERZ ASSOCIATES
ARCHITECTS & URBAN DESIGNERS

CAPITOL PARK IMPROVEMENT PROJECT

440 E. LANTANA, SUITE 201
FORT LAUDERDALE, FL 33304
TEL: 954.473.1111
WWW.MERZASSOCIATES.COM

Project No. 0705
Date: 11/27/07
Scale: See Drawing

AS 8.4