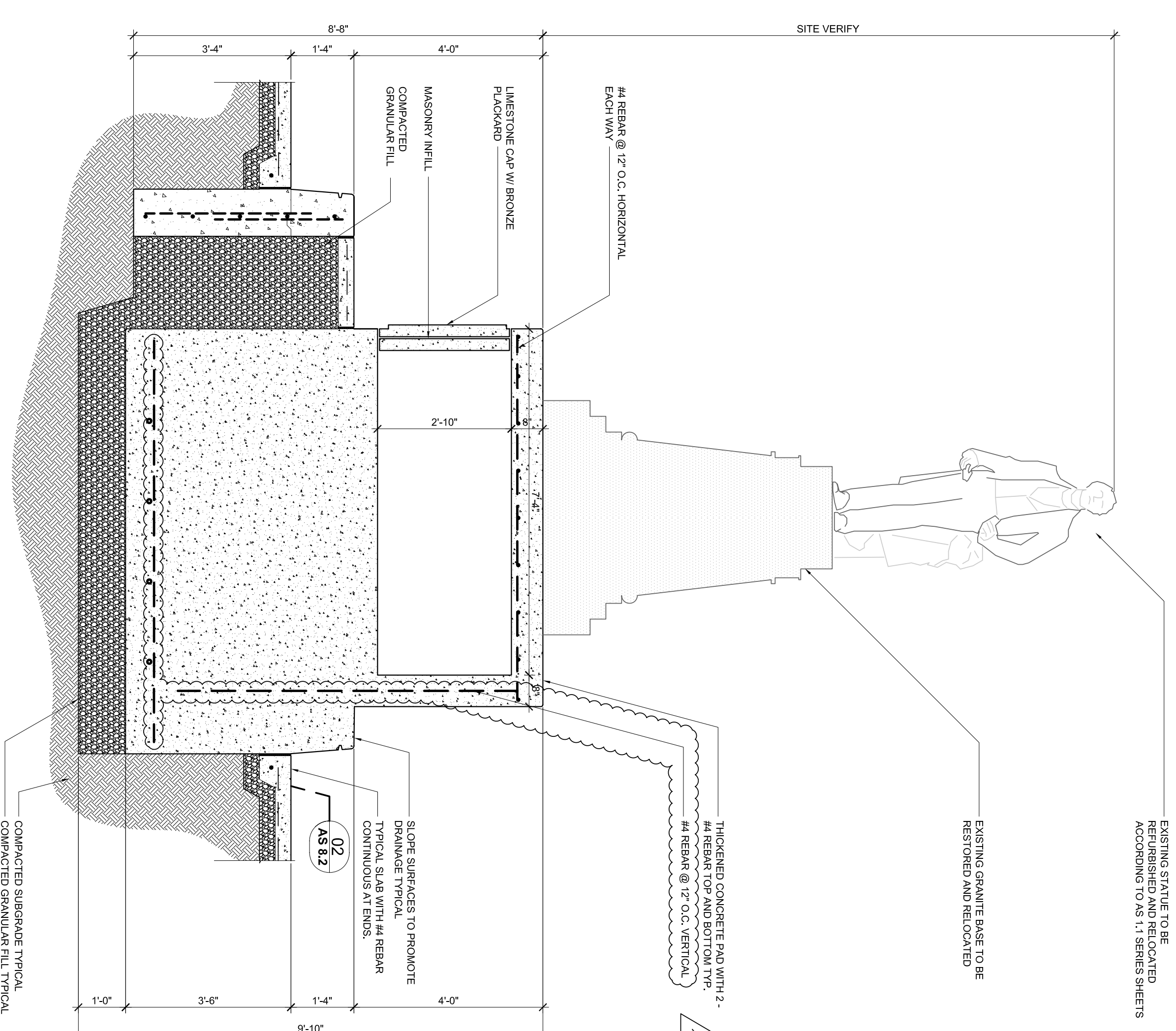
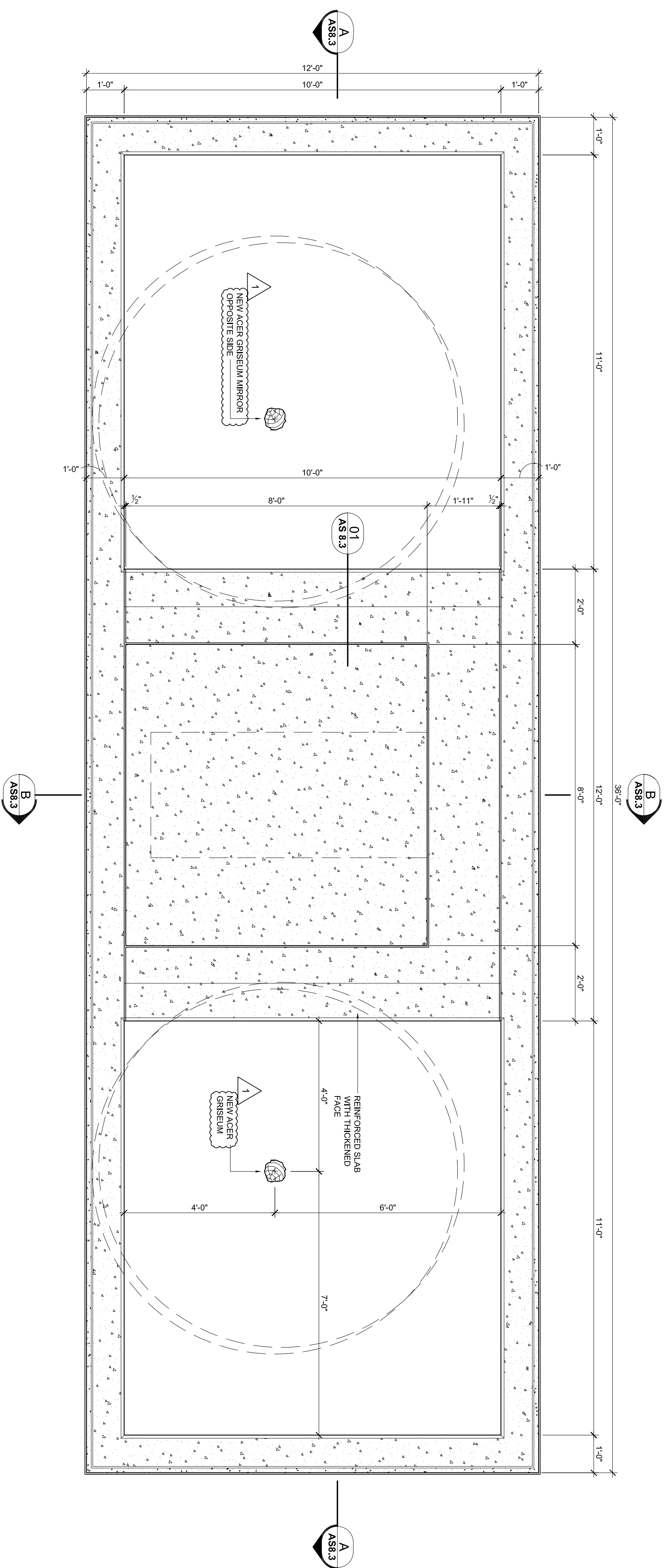


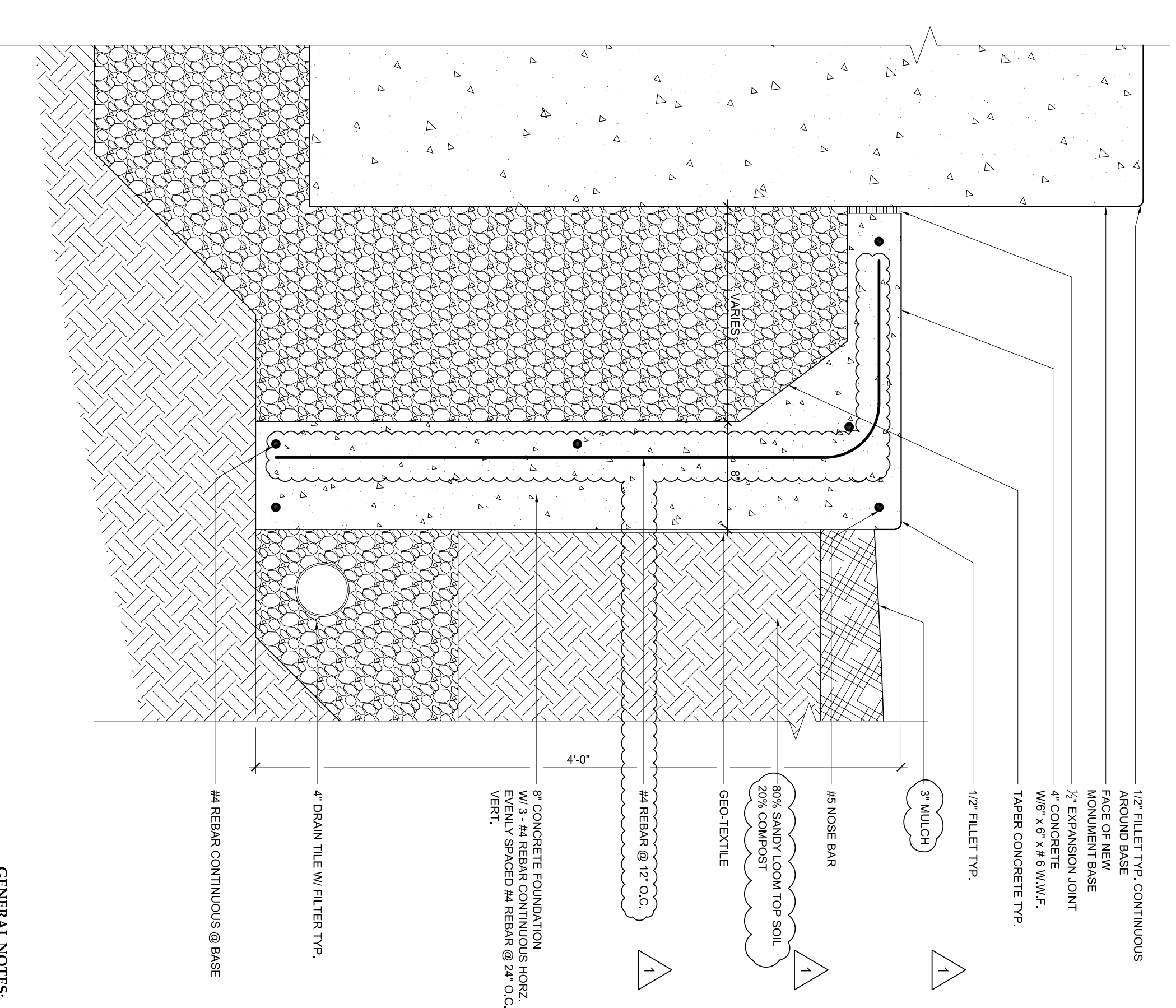
01 SECTION "A" STATUE BASE
SCALE: 1/2"=1'-0"



01 SECTION "B" STATUE BASE
SCALE: 1/2"=1'-0"



01 STATUE BASE DETAIL PLAN
SCALE: 1/2"=1'-0"



01 PLANTER INNER FOUNDATION WALL
SCALE: 1/2"=1'-0"

GENERAL NOTES:

1. SHALL BE IN ACCORDANCE WITH THE CITY OF WASHINGTON'S STANDARD SPECIFICATIONS FOR CONSTRUCTION.
2. ALL DIMENSIONS ARE UNLESS OTHERWISE SPECIFIED.
3. MATERIALS SHALL BE OF THE BEST QUALITY AVAILABLE AND SHALL BE SUBJECT TO INSPECTION AND APPROVAL BY THE ARCHITECT.
4. ALL WORK SHALL BE IN ACCORDANCE WITH THE CITY OF WASHINGTON'S STANDARD SPECIFICATIONS FOR CONSTRUCTION.
5. ALL WORK SHALL BE IN ACCORDANCE WITH THE CITY OF WASHINGTON'S STANDARD SPECIFICATIONS FOR CONSTRUCTION.
6. ALL WORK SHALL BE IN ACCORDANCE WITH THE CITY OF WASHINGTON'S STANDARD SPECIFICATIONS FOR CONSTRUCTION.
7. ALL WORK SHALL BE IN ACCORDANCE WITH THE CITY OF WASHINGTON'S STANDARD SPECIFICATIONS FOR CONSTRUCTION.
8. ALL WORK SHALL BE IN ACCORDANCE WITH THE CITY OF WASHINGTON'S STANDARD SPECIFICATIONS FOR CONSTRUCTION.
9. ALL WORK SHALL BE IN ACCORDANCE WITH THE CITY OF WASHINGTON'S STANDARD SPECIFICATIONS FOR CONSTRUCTION.
10. ALL WORK SHALL BE IN ACCORDANCE WITH THE CITY OF WASHINGTON'S STANDARD SPECIFICATIONS FOR CONSTRUCTION.

MERS ASSOCIATES
ARCHITECTS & URBAN DESIGNERS
440 E. LANTANA, SUITE 211
FORT LAUDERDALE, FL 33301
TEL: 754.271.1111
WWW.MERSASSOCIATES.COM

CAPITOL PARK IMPROVEMENT PROJECT

Project No. 0705
Date: 11/27/07
Scale: See Drawing

AS 8.3

Revised	By	Date
1	JL	08.24.08
2	JL	08.24.08
3	JL	07.02.08
4	JL	06.18.08
5	JL	06.18.08
6	JL	06.18.08
7	JL	06.18.08
8	JL	06.18.08
9	JL	06.18.08
10	JL	06.18.08