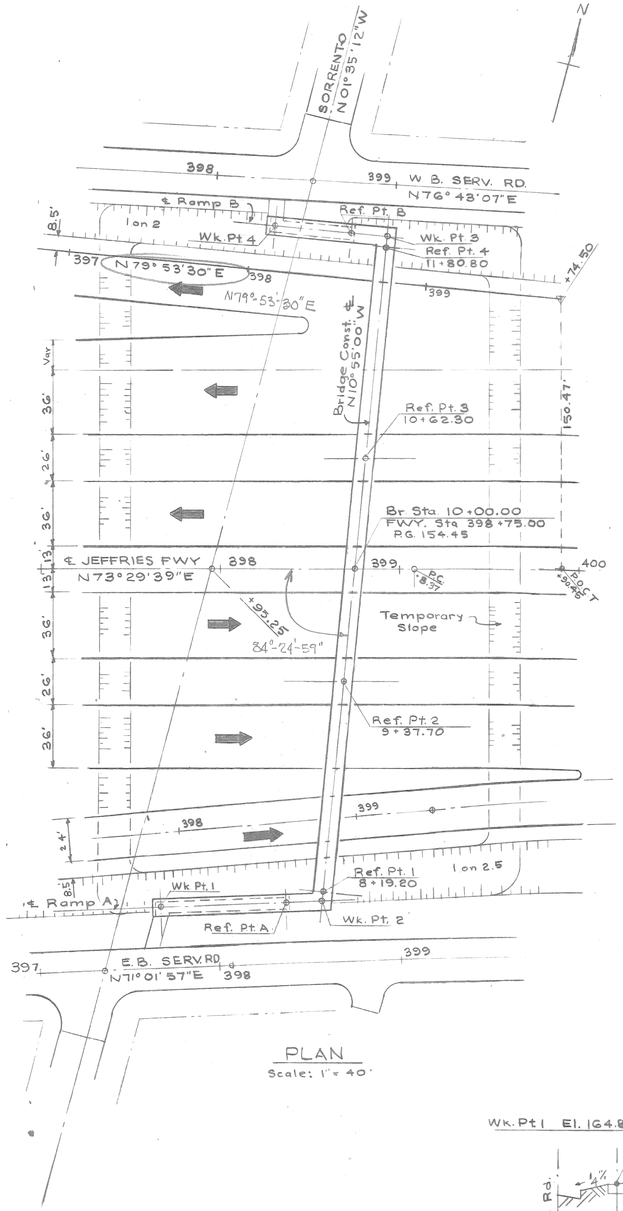

PLAN

Scale: 1" = 40'

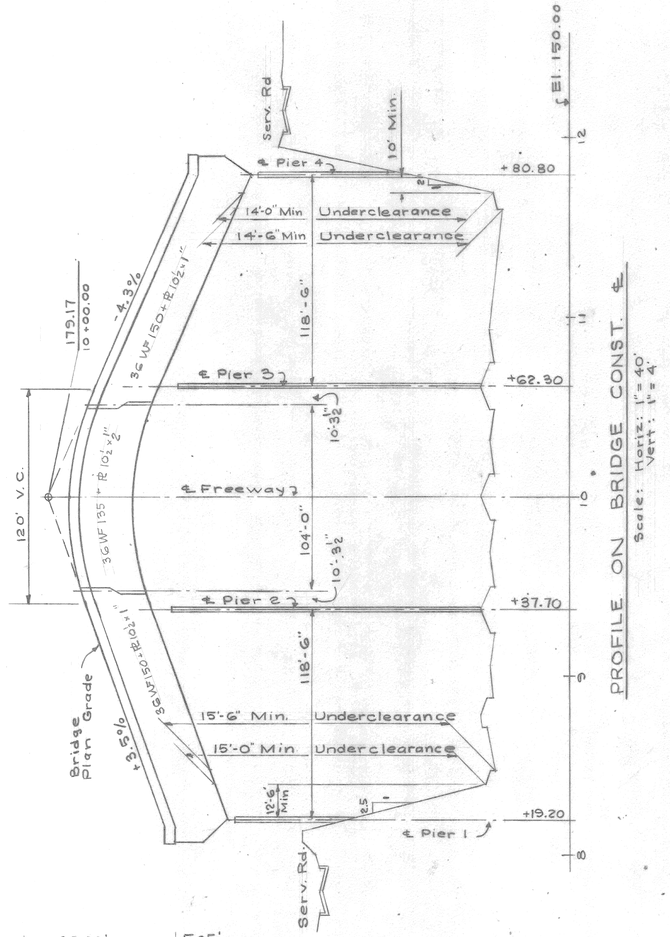

PROFILE ON BRIDGE CONST. ℄

Scale: Horiz. 1" = 40'
Vert. 1" = 4'

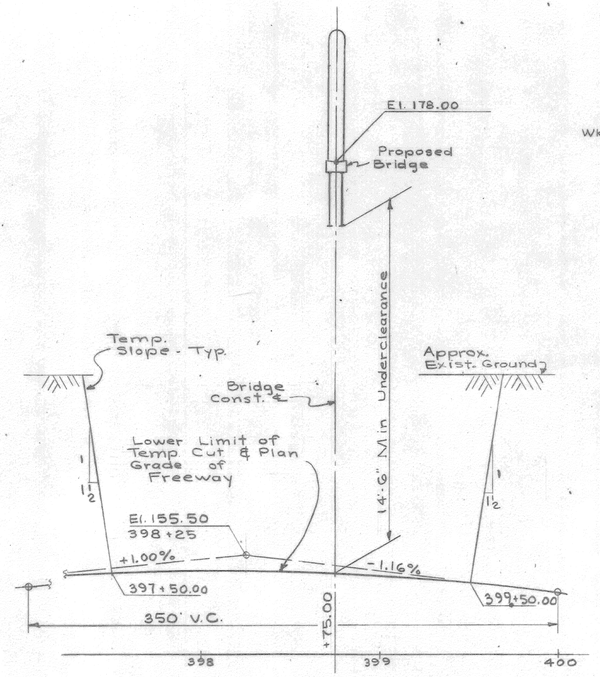

PROFILE ON ℄ JEFFRIES FREEWAY

Scale: Horiz. 1" = 40'
Vert. 1" = 4'

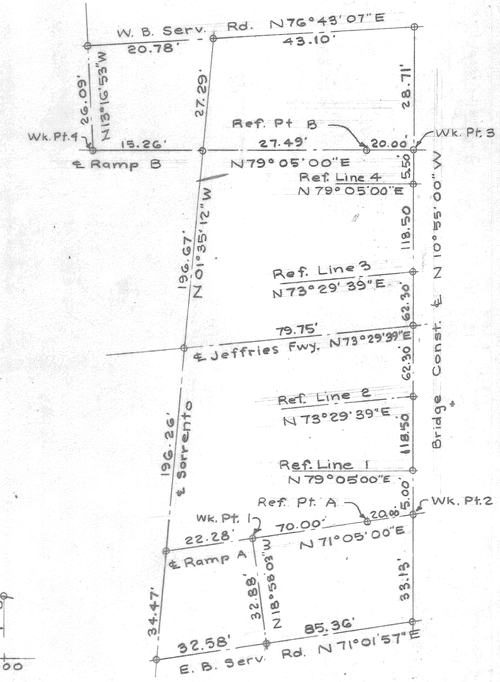

ALIGNMENT DIAGRAM

No Scale

BENCH MARKS

B.M. # 33 Elev. 166.25 - Arrow on Fire Hydrant on the N.W. Corner of Buena Vista & Steel.

B.M. # 34 Elev. 167.36 - Arrow on Fire Hydrant on the N.E. Corner of Steel & Davison.

B.M. # 35 Elev. 167.10 - Arrow on Fire Hydrant on the N.E. Corner of Davison & Ward.

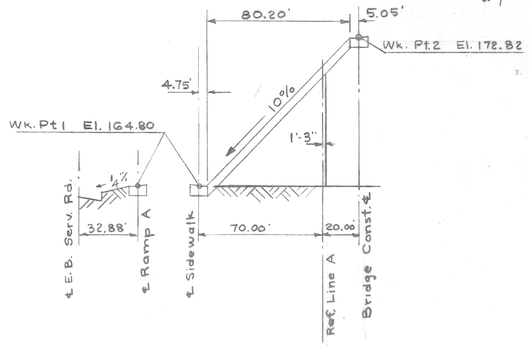

PROFILE - RAMP A

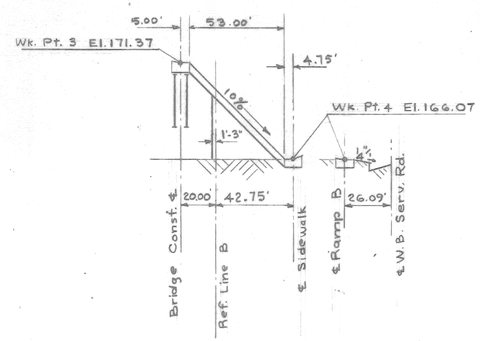

PROFILE - RAMP B

Scale: Horiz. 1" = 40'
Vert. 1" = 4'

PRELIMINARY STUDY "A" DATED: 3-6-70

LETTING DATE: 12-16-70

L.L. 85 psf, A588 Steel

PLANS PREPARED BY
CITY OF DETROIT
DEPARTMENT OF PUBLIC WORKS
CONSULTING ENGINEERS OFFICE
BUREAU OF HIGHWAYS AND EXPRESSWAYS

APPROVED _____ STRUCTURAL ENGINEER

JOB No. PW 990 (17)

REVISIONS

NO.	DESCRIPTION	DATE	BY

MICHIGAN DEPARTMENT OF STATE HIGHWAYS

SORRENTO AVE PEDESTRIAN BRIDGE
OVER THE JEFFRIES FREEWAY IN DETROIT

GENERAL PLAN OF STRUCTURE

CITY OF DETROIT

SQUAD BOSS	McGOWAN	3-70
DRAWN BY	T. M.	3-70
TRACED BY		
CHECKED BY		

APPROVED _____ DESIGN SUPERVISING ENGINEER

APPROVED _____ ASS'T. ENGINEER OF DESIGN

SHEET OF

P01 of 82123 E