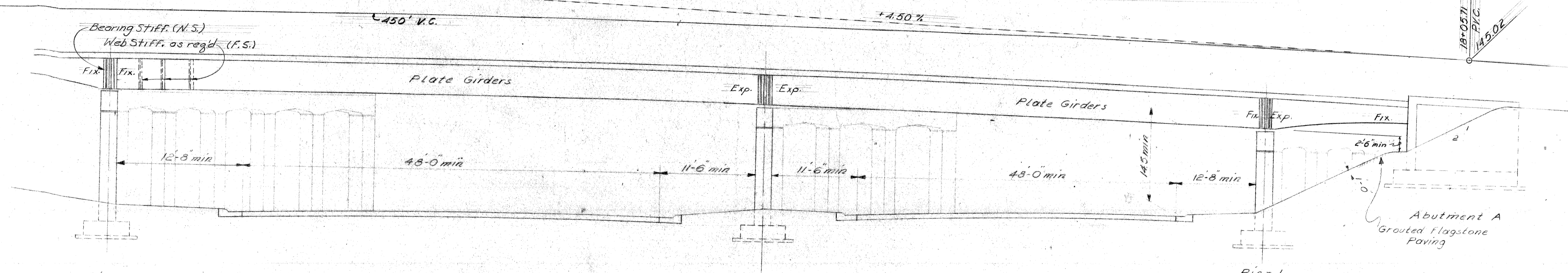


PLAN
Scale 3/32"=1'-0"
Scheme No. 1 - Showing Girder Framing with Curved Fascia. (See Sh 3 for matching span)



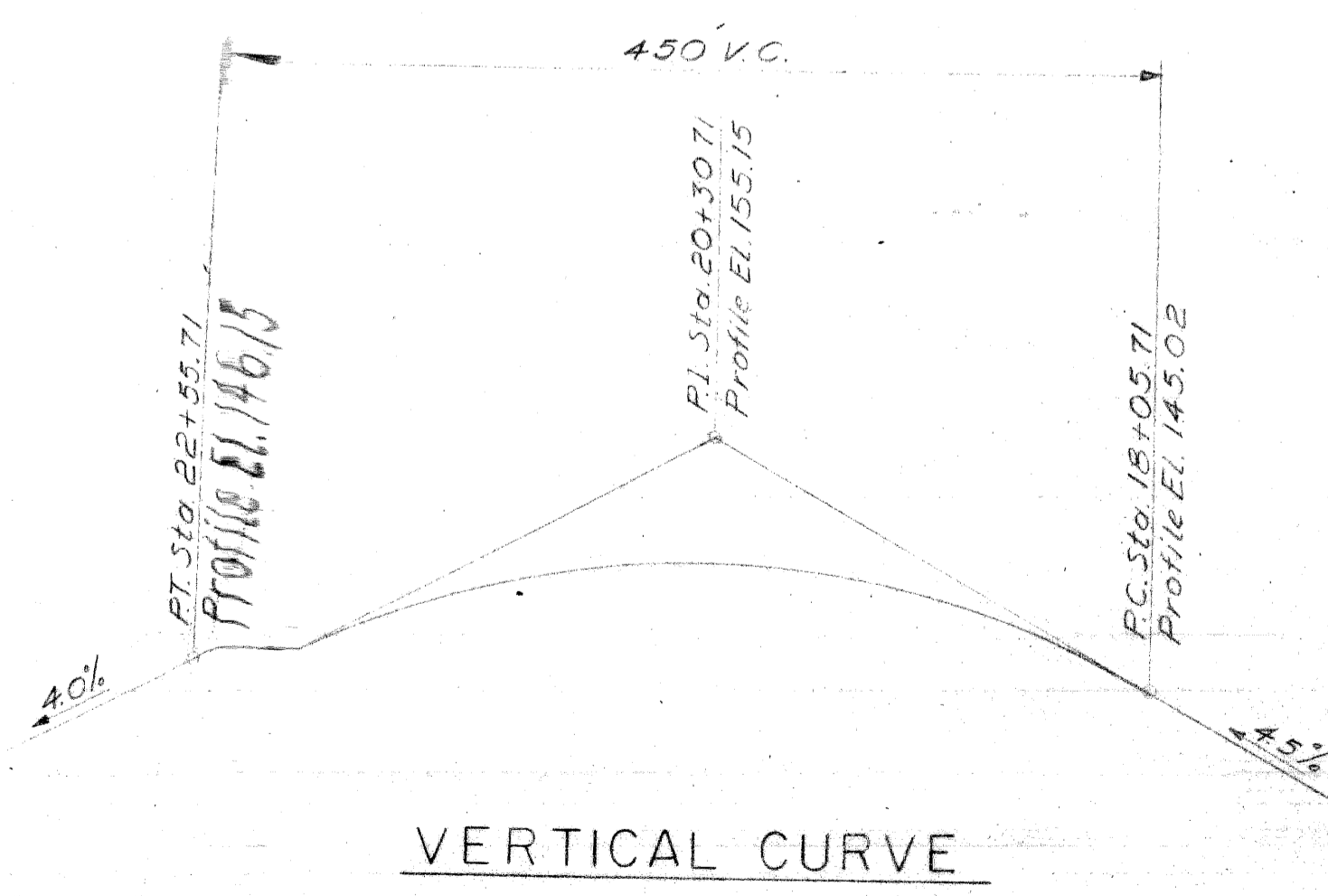
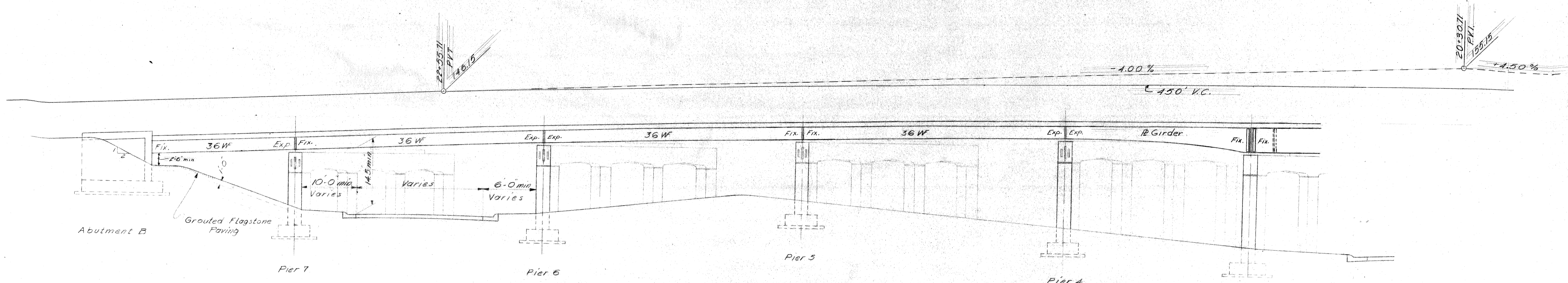
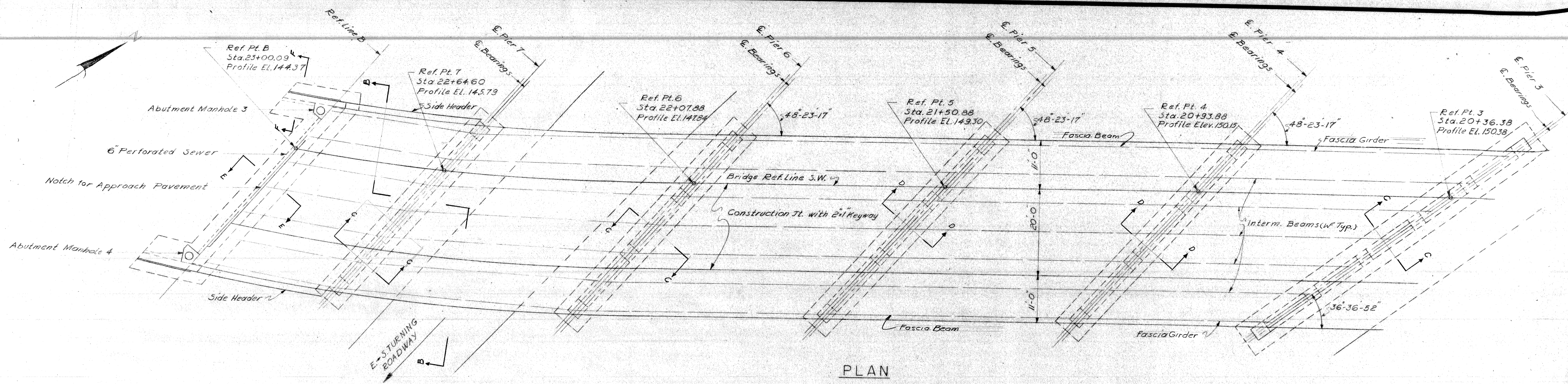
SOUTH ELEVATION

CONTROL SECTION 82251-30202

PLANS PREPARED BY
CITY OF DETROIT
DEPARTMENT OF PUBLIC WORKS
CITY ENGINEERS OFFICE
BUREAU OF HIGHWAYS AND EXPRESSWAYS
RECOMMENDED FOR APPROVAL
Sr. Assoc. Engr. - Design
JOB No. PW897B(2)

NO.	REVISIONS DESCRIPTION	DATE	BY

MICHIGAN STATE HIGHWAY DEPARTMENT
CHRYSLER-FISHER INTERCHANGE
SOUTH TO WEST TURNING ROADWAY CROSSING THE
WALTER P. CHRYSLER EXPRESSWAY IN DETROIT
GENERAL PLAN OF STRUCTURE
CITY OF DETROIT
SQUAD BOSS
DRAWN BY O. Gercoz
TRACED BY O. Gercoz
CHECKED BY
APPROVED _____ COORDINATING ENGINEER
APPROVED _____ ENGINEER OF DESIGN - CONSULTANTS
SHEET 2 OF 4
B14 OF 82-22-1



CONTROL SECTION 82251-30202

PLANS PREPARED BY
 CITY OF DETROIT
 DEPARTMENT OF PUBLIC WORKS
 CITY ENGINEERS OFFICE
 BUREAU OF HIGHWAYS AND EXPRESSWAYS

RECOMMENDED FOR APPROVAL
 Sr. Assoc. Engr. - Design
 JOB No. PW897B(2)

REVISIONS

NO.	DESCRIPTION	DATE	BY

MICHIGAN STATE HIGHWAY DEPARTMENT

CHRYSLER-FISHER INTERCHANGE
 SOUTH TO WEST TURNING ROADWAY CROSSING THE
 WALTER P. CHRYSLER EXPRESSWAY IN DETROIT

GENERAL PLAN OF STRUCTURE

CITY OF DETROIT

APPROVED _____
 COORDINATING ENGINEER

APPROVED _____
 ENGINEER OF DESIGN - CONSULTANTS

SQUAD BOSS
 DRAWN BY O. GENCOZ
 TRACED BY O. GENCOZ
 CHECKED BY
 SHEET 3 OF 4

B14 OF 82-22-11