
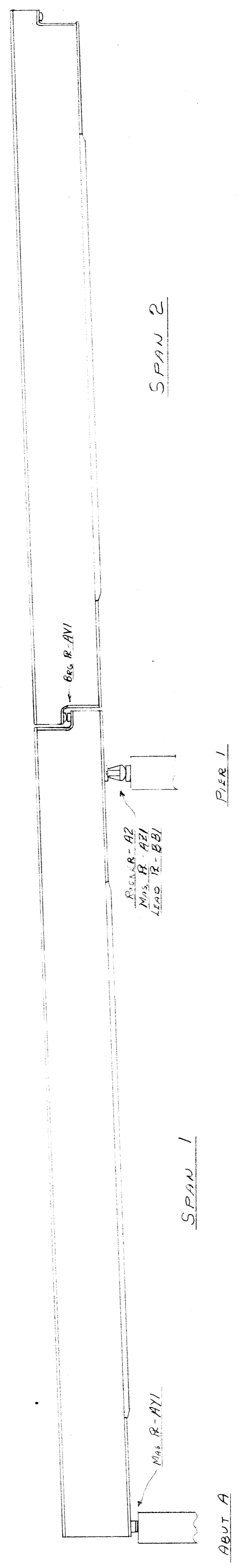


1 2 3 4 5 6 7 8 9 10 11 12 13 14 15 16 17 18 19 20 21 22 23 24 25 26 27 28 29 30 31 32 33 34 35 36 37 38 39 40 41 42 43 44 45 46 47 48 49 50



PLAN



ELEVATION


APPROVED by Board of
Wayne County Road Commissioners
Murray Loggans
ENGINEER OF DESIGN, STRUCTURE & EXPANSIONS
Date: FEB 27 1969

VINCENNES STEEL
Div. of NOVO Industrial Corp.
Vincennes, Ind.

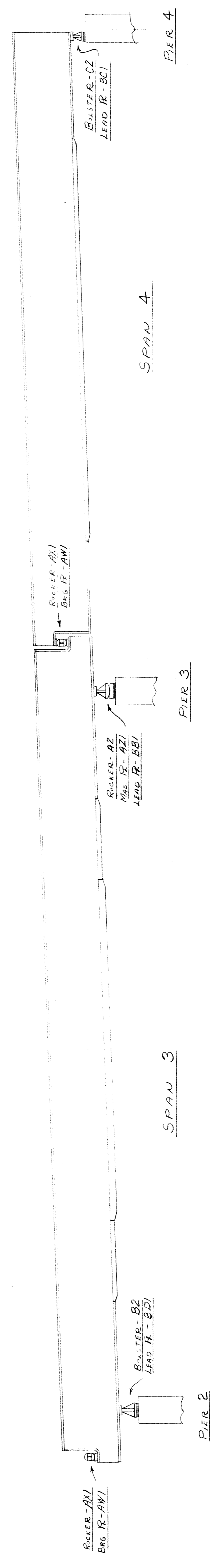
Wayne County Road Commissioners
DETROIT, MICHIGAN
Mt Elliott-Mound Road
GRADE SEPARATION

Job No 246
Drawn: *CMK* Checked: *RC* Approved: *F-67* Revised: _____
Rivets-Bolts: _____

1 2 3 4 5 6 7 8 9 10 11 12 13 14 15 16 17 18 19 20 21 22 23 24 25 26 27 28 29 30 31 32 33 34 35 36 37 38 39 40 41 42 43 44 45 46 47 48 49 50



PLAN



ELEVATION

VINCENNES STEEL
 Div. of NOVO Industrial Corp.
 Vincennes, Ind.


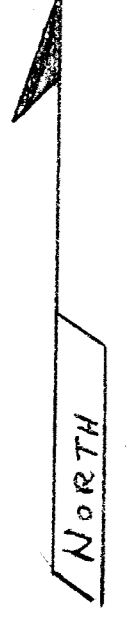
WAYNE COUNTY ROAD COMMISSIONERS
 DETROIT, MICHIGAN
 MOUNT LAMOT - MOUND ROAD
 GRADE SEPARATION

JOB NO. 246


Drawn: CLK
 Checked: CLK
 Approved: CLK
 Revised: CLK

| | |
|-----------------|-------------|
| Edge Distance | |
| Contact Surface | Shop-Field- |
| Paint | |
| Holes | |
| Rivets-Bolts | |

1 2 3 4 5 6 7 8 9 10 11 12 13 14 15 16 17 18 19 20 21 22 23 24 25 26 27 28 29 30 31 32 33 34 35 36 37 38 39 40 41 42 43 44 45 46 47 48 49 50



3 SPS @ 25'-0" - 25'-0"
PLAN



PIER 4

ELEVATION

SPAN 5

| | |
|----------------|-----------|
| EAST COL. | WEST COL. |
| BRONZE IR - D3 | - C9 |
| BAG IR - B3 | - A3 |
| LEAD IR - F3 | - E3 |

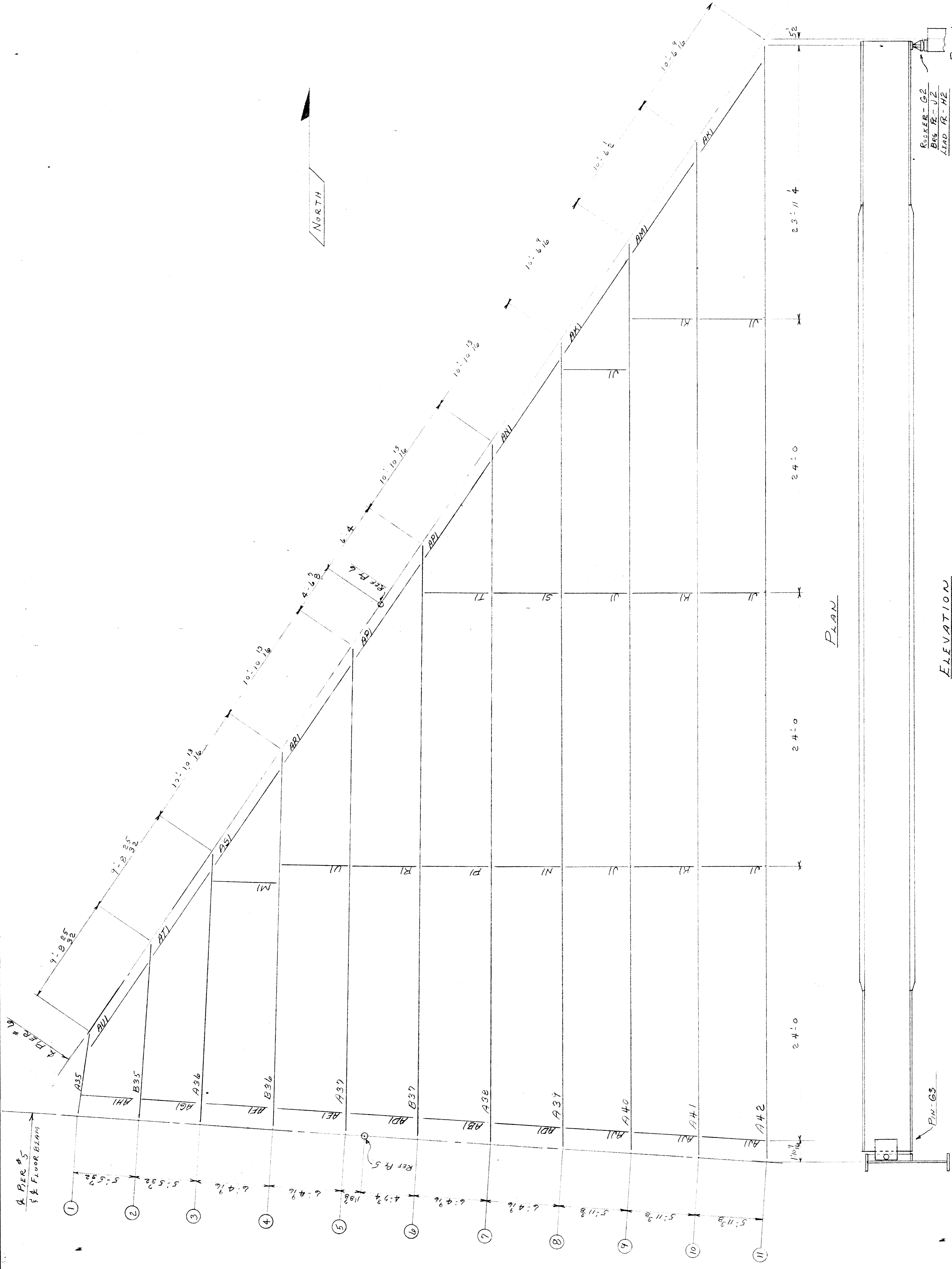
VINCENNES STEEL
Div. of NOVCO Industrial Corp.
Vincennes, Ind.

WAYNE COUNTY ROAD COMMISSIONERS
DETROIT, MICHIGAN
MOUNT ELLIOTT - MOUND ROAD
GRADE SEPARATION

| | | | | |
|------------------|--------|---------|----------|---------|
| Edge Distance- | Shop- | Checked | Approved | Revised |
| Contact Surfaces | Field- | DATE | R.C. | 1-69 |
| Paint | | Drawn | | |
| Holes- | | | | |
| Rivets-Bolts | | | | |

PIER 5

1 2 3 4 5 6 7 8 9 10 11 12 13 14 15 16 17 18 19 20 21 22 23 24 25 26 27 28 29 30 31 32 33 34 35 36 37 38 39 40 41 42 43 44 45 46 47 48 49 50



ROLLER - G2
 BRS. FE - U2
 LEAD R - HE

ELEVATION
 SPAN 6


PLAN

PIER 6
 PIER 5

| | |
|--|-----|
| VINCENNES STEEL Div. of NOVO Industrial Corp. Vincennes, Ind. | |
| WAYNE COUNTY ROAD COMMISSIONERS MOUNT DETROIT, MICHIGAN MOUNT GRADE SEPARATION | |
| Job # | 246 |
| Drawn | CHK |
| Checked | REC |
| Approved | |
| Revised | |

| | |
|-------------------|--------|
| Edge Distance— | Shop— |
| Contact Surfaces— | Field— |
| Paint | |
| Holes— | |
| Rivets—Bolts | |

1 2 3 4 5 6 7 8 9 10 11 12 13 14 15 16 17 18 19 20 21 22 23 24 25 26 27 28 29 30 31 32 33 34 35 36 37 38 39 40 41 42 43 44 45 46 47 48 49 50



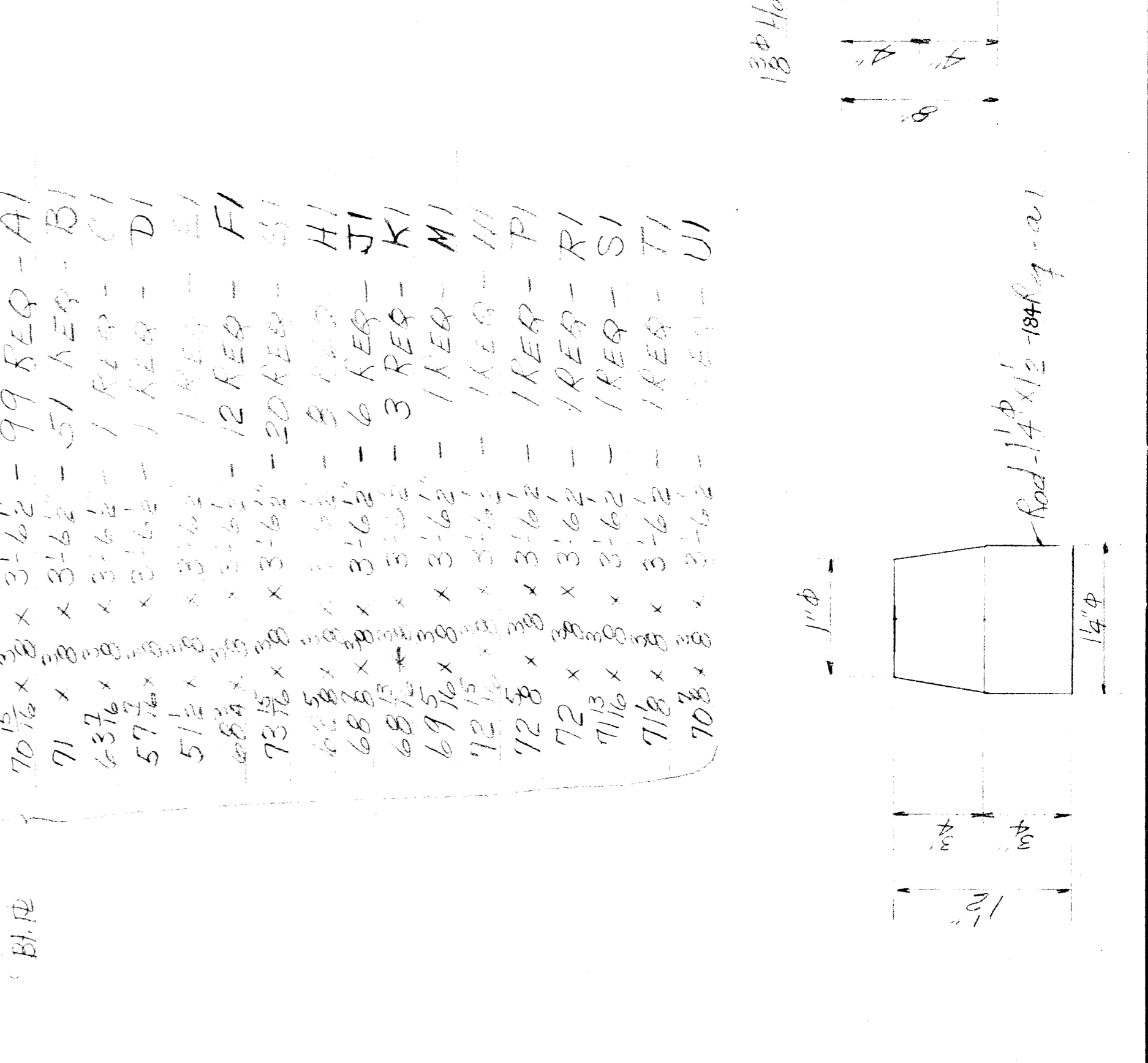

- VI
- W15BE1
- XI
- YI
- ZI
- AB1
- AI
- AD1
- AE1
- AF1
- AG1
- AH1
- AI1

- 5'-10 1/2"
- 5'-10 3/8"
- 5'-6 1/8"
- 3'-3 1/2"
- 5'-4 1/2"
- 5'-9 1/2"
- 4'-10 1/2"
- 5'-9 1/2"
- 5'-9 1/2"
- 5'-9 1/2"
- 4'-9 1/4"
- 4'-8 1/2"
- 3'-4 1/2"





- AI
- BI
- CI
- DI
- EI
- FI
- GI
- HI
- JI
- KI
- MI
- NI
- PI
- RI
- SI
- TI
- UI

- 9'-7 1/2" - 2 REQ - AI1
- 9'-7 1/2" - 1 REQ - AM1
- 9'-11 1/2" - 1 REQ - AN1
- 10'-0 1/2" - 2 REQ - AP1
- 10'-0 3/4" - 1 REQ - AS1
- 10'-0 1/2" - 1 REQ - AT1
- 8'-10 1/2" - 1 REQ - AU1
- 9'-1 1/2" - 1 REQ - AV1



- 70 1/2" x 30" x 3'-6 1/2" - 99 REQ - AI
- 71" x 30" x 3'-6 1/2" - 51 REQ - BI
- 63 1/2" x 30" x 3'-6 1/2" - 1 REQ - CI
- 59 1/2" x 30" x 3'-6 1/2" - 1 REQ - DI
- 51 1/2" x 30" x 3'-6 1/2" - 1 REQ - EI
- 48 1/2" x 30" x 3'-6 1/2" - 12 REQ - FI
- 73 1/2" x 30" x 3'-6 1/2" - 20 REQ - GI
- 65 1/2" x 30" x 3'-6 1/2" - 8 REQ - HI
- 68 1/2" x 30" x 3'-6 1/2" - 6 REQ - JI
- 68 1/2" x 30" x 3'-6 1/2" - 3 REQ - KI
- 69 1/2" x 30" x 3'-6 1/2" - 1 REQ - MI
- 72 1/2" x 30" x 3'-6 1/2" - 1 REQ - NI
- 72 1/2" x 30" x 3'-6 1/2" - 1 REQ - PI
- 72" x 30" x 3'-6 1/2" - 1 REQ - RI
- 71 1/2" x 30" x 3'-6 1/2" - 1 REQ - SI
- 71 1/2" x 30" x 3'-6 1/2" - 1 REQ - TI
- 70 1/2" x 30" x 3'-6 1/2" - 1 REQ - UI



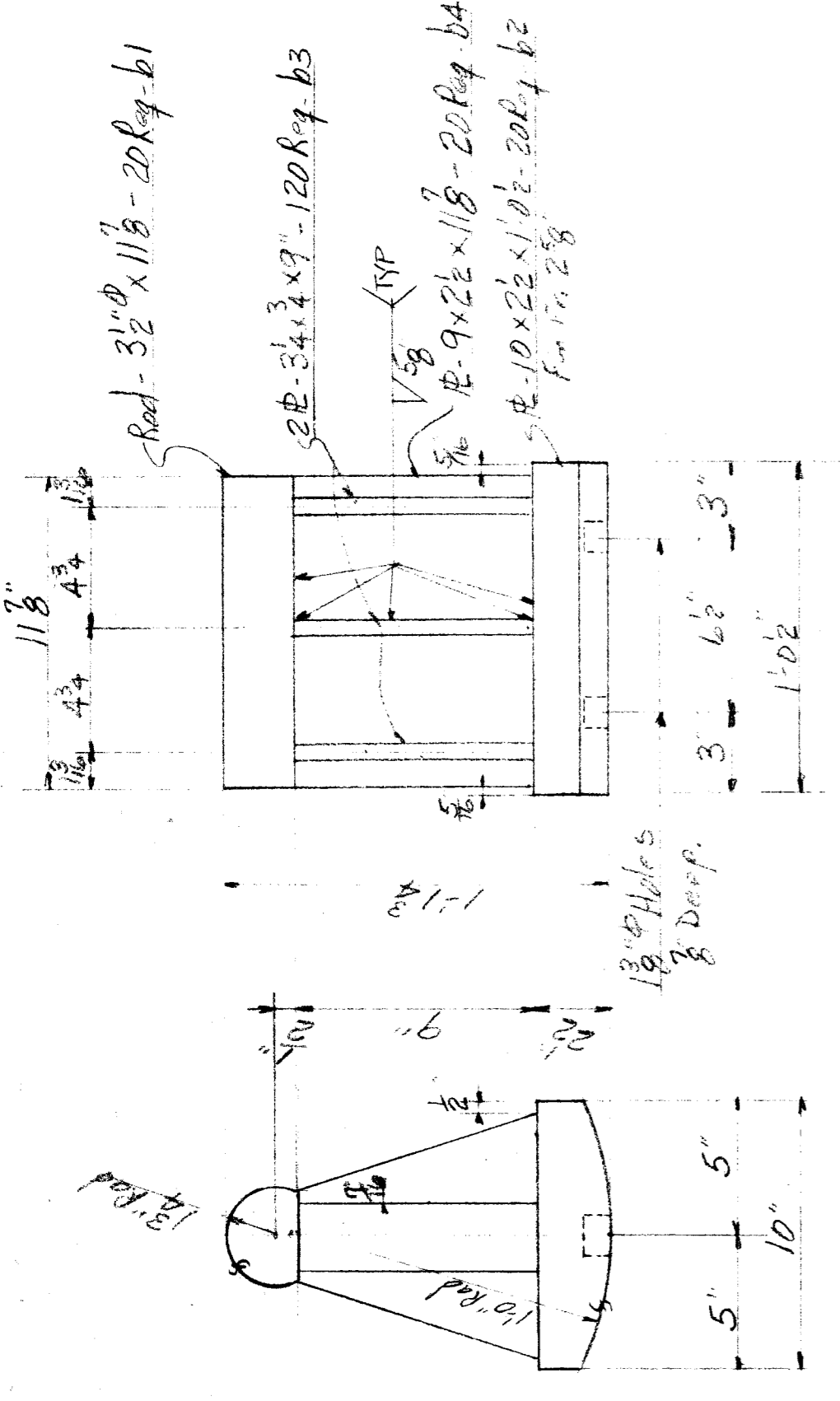
VINCENNES STEEL
Div. of NOVO Industrial Corp.
Vincennes, Ind.

MIAMI COUNTY ROAD COMMISSIONERS
DETROIT - MICHIGAN
BLAUNT - MOUND ROAD
GRADE SEPARATION
FIG. 246

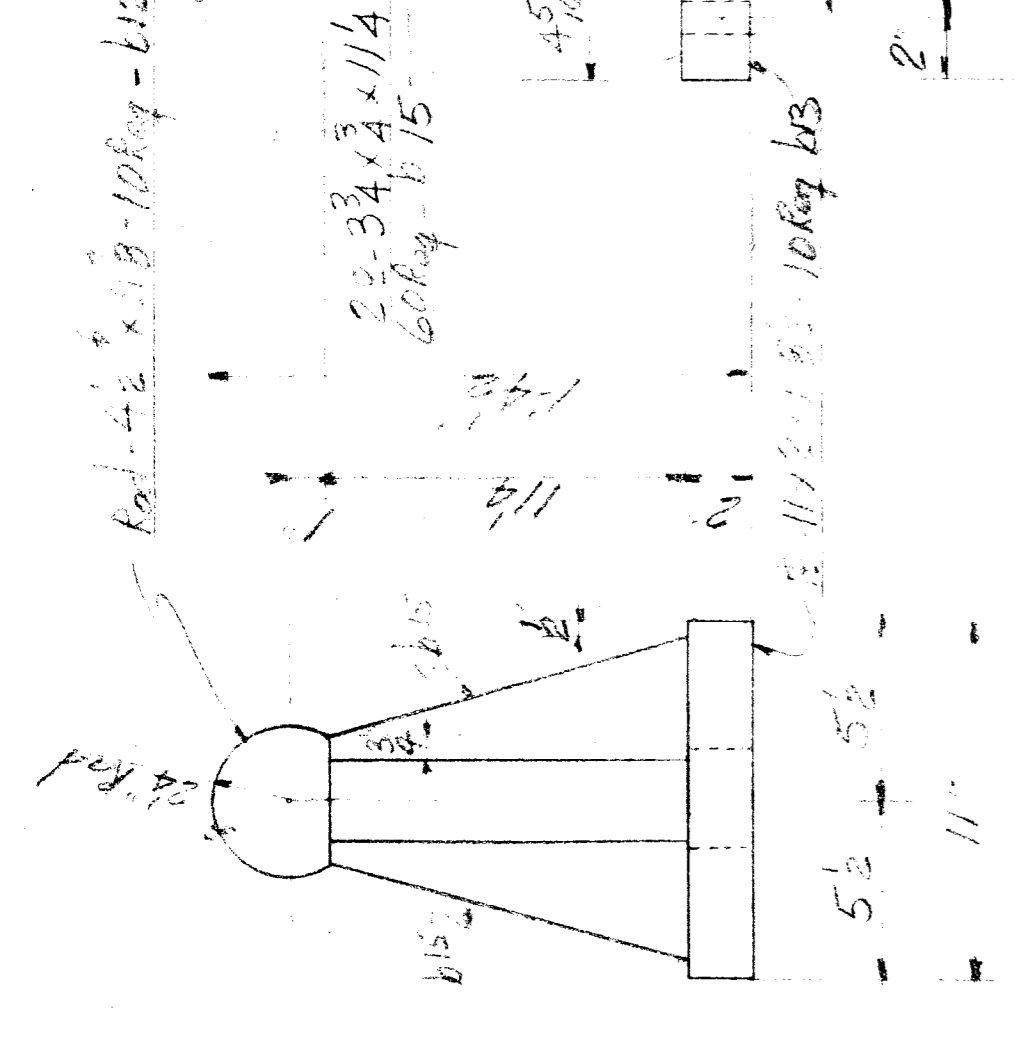
Edge Distance - As Noted
Contact Surfaces - Field - 1/4"
Paint - 1 Coat
Holes - 1/2" J.H.H.
Rivets - Bolts - 1/2" x 3/4" - 1-67

Drawn - J.H.H.
Checked - Approved
Revised

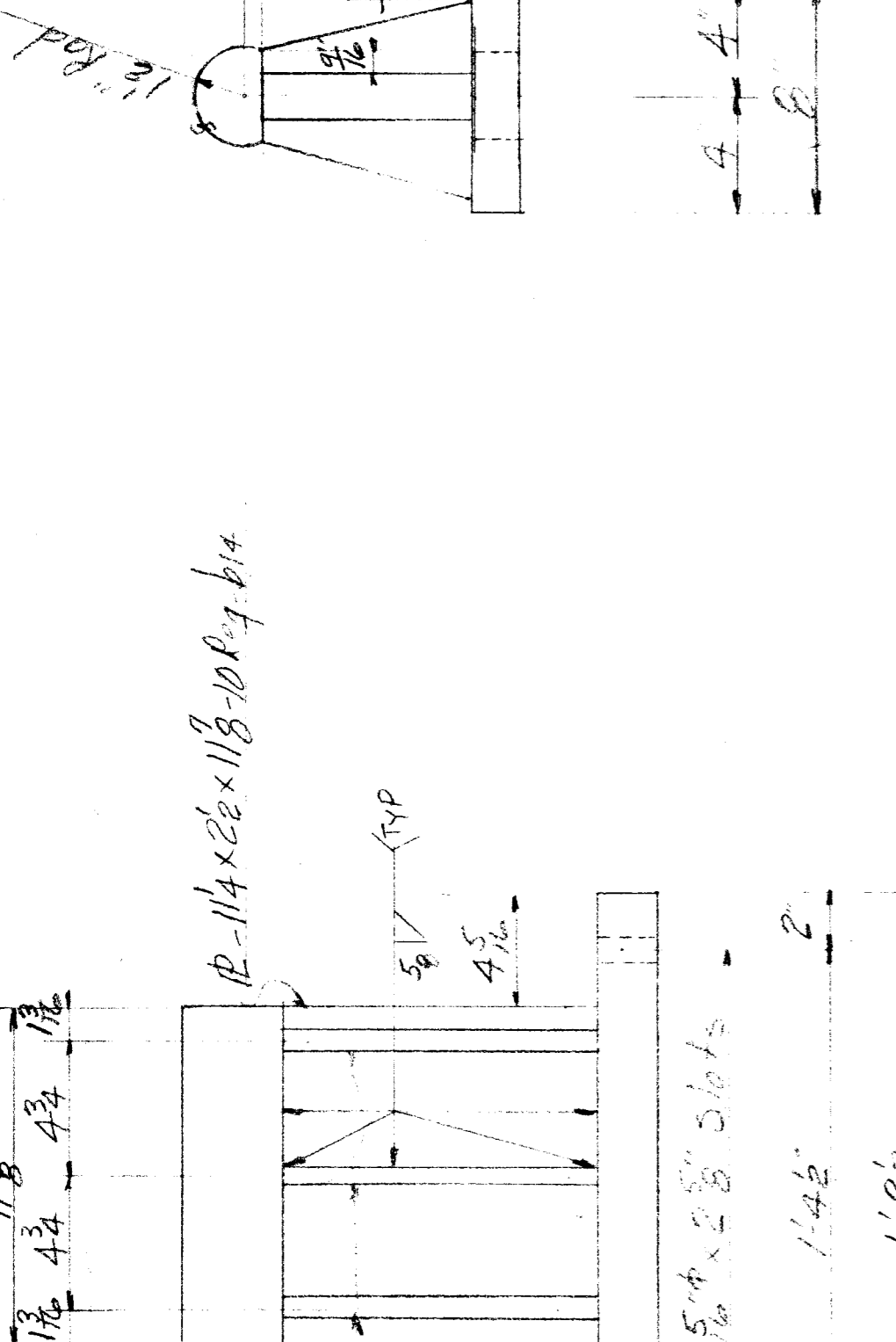
1 2 3 4 5 6 7 8 9 10 11 12 13 14 15 16 17 18 19 20 21 22 23 24 25 26 27 28 29 30 31 32 33 34 35 36 37 38 39 40 41 42 43 44 45 46 47 48 49 50



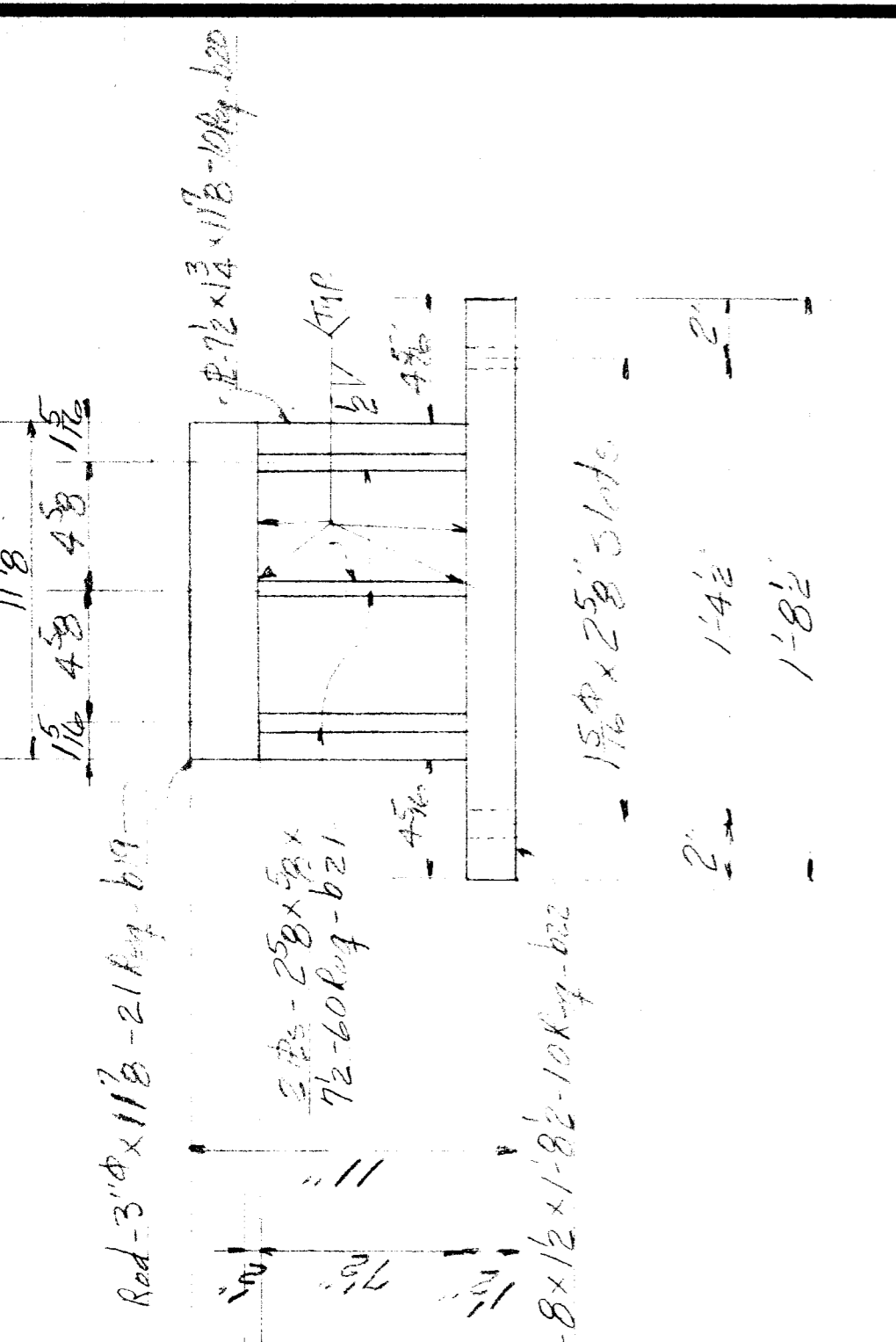
20 ROCKERS - A2



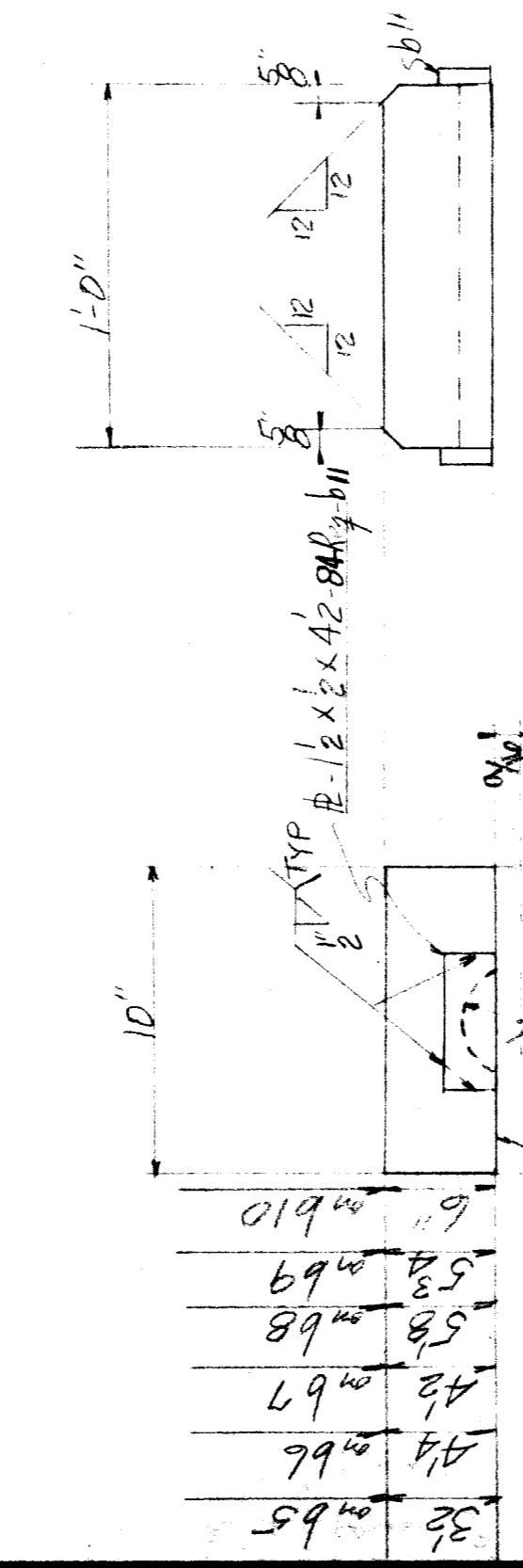
18 ROCKERS - B2



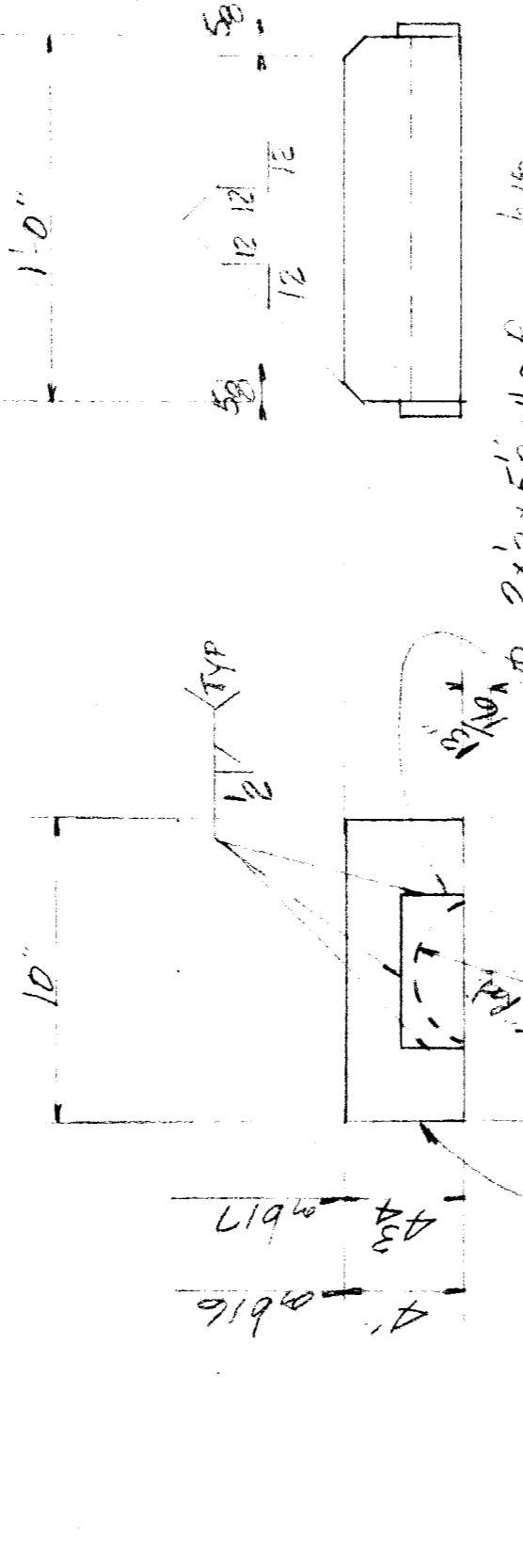
10 ROCKERS - C2



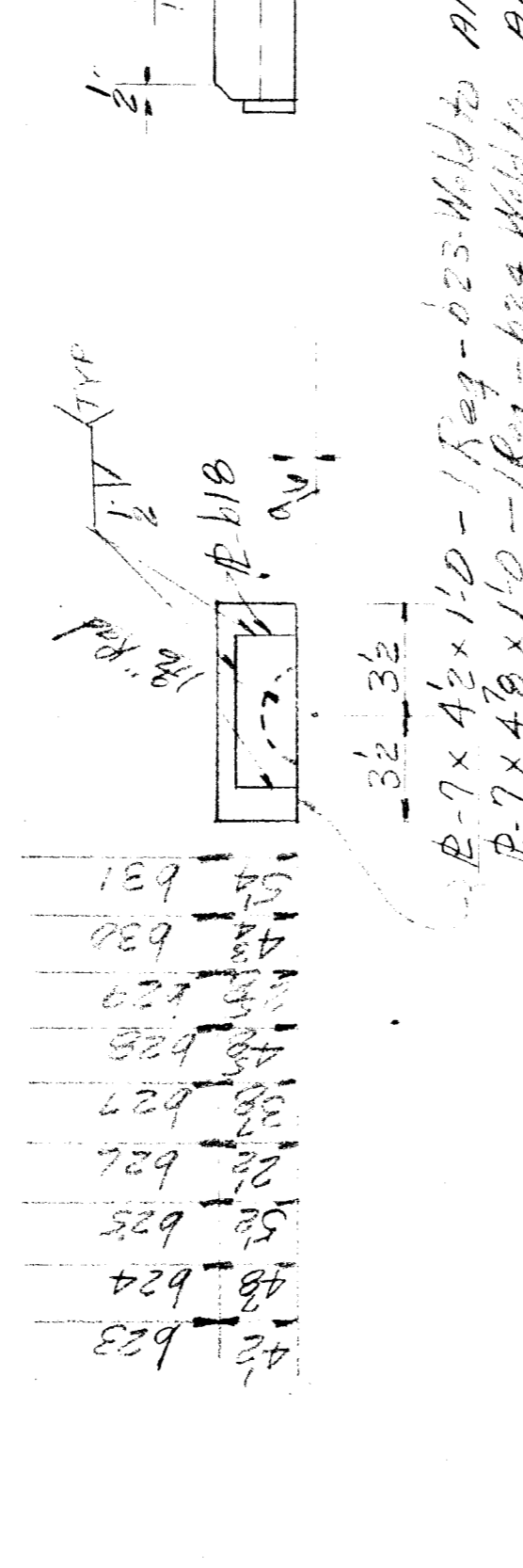
11 ROCKERS - E2



11 ROCKERS - G2



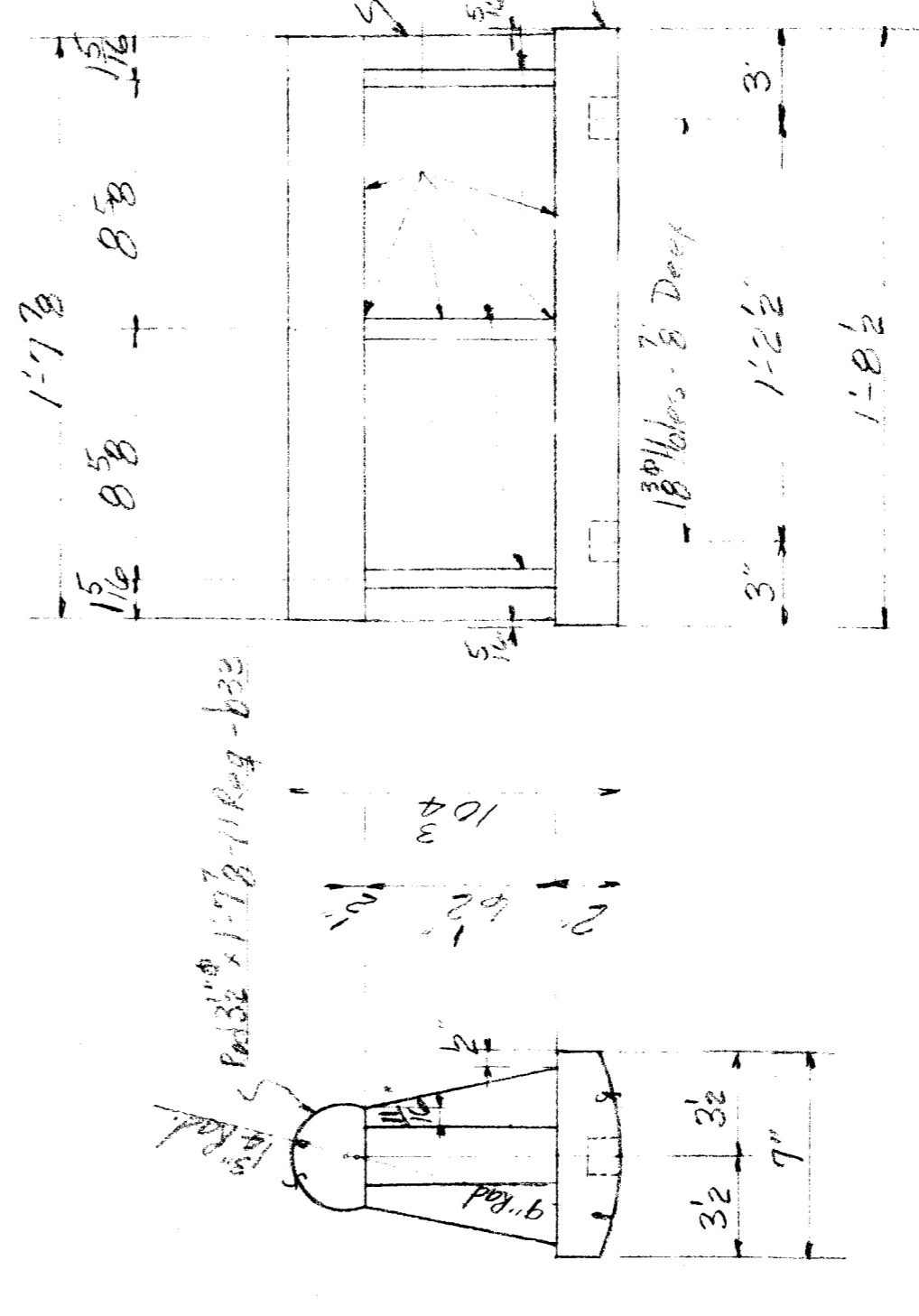
11 ROCKERS - J2



- R-10 x 32 x 1'0" - 12 Req - b5 Weld to RAAMA ASSEMBLY, SEE S.F.S, AND P.11
- R-10 x 44 x 1'0" - 3 Req - b6 Weld to RA, RA 6, & A12
- R-10 x 44 x 1'0" - 2 Req - b7 Weld to A13 & A14
- R-10 x 58 x 1'0" - 1 Req - b8 Weld to A15
- R-10 x 58 x 1'0" - 1 Req - b7 Weld to B15
- R-10 x 6 x 1'0" - 1 Req - b10 Weld to B10

- R-10 x 4 x 1'0" - 2 Req - b11 Weld to A12 & A13
- R-10 x 4 x 1'0" - 2 Req - b12 Weld to A15, B15

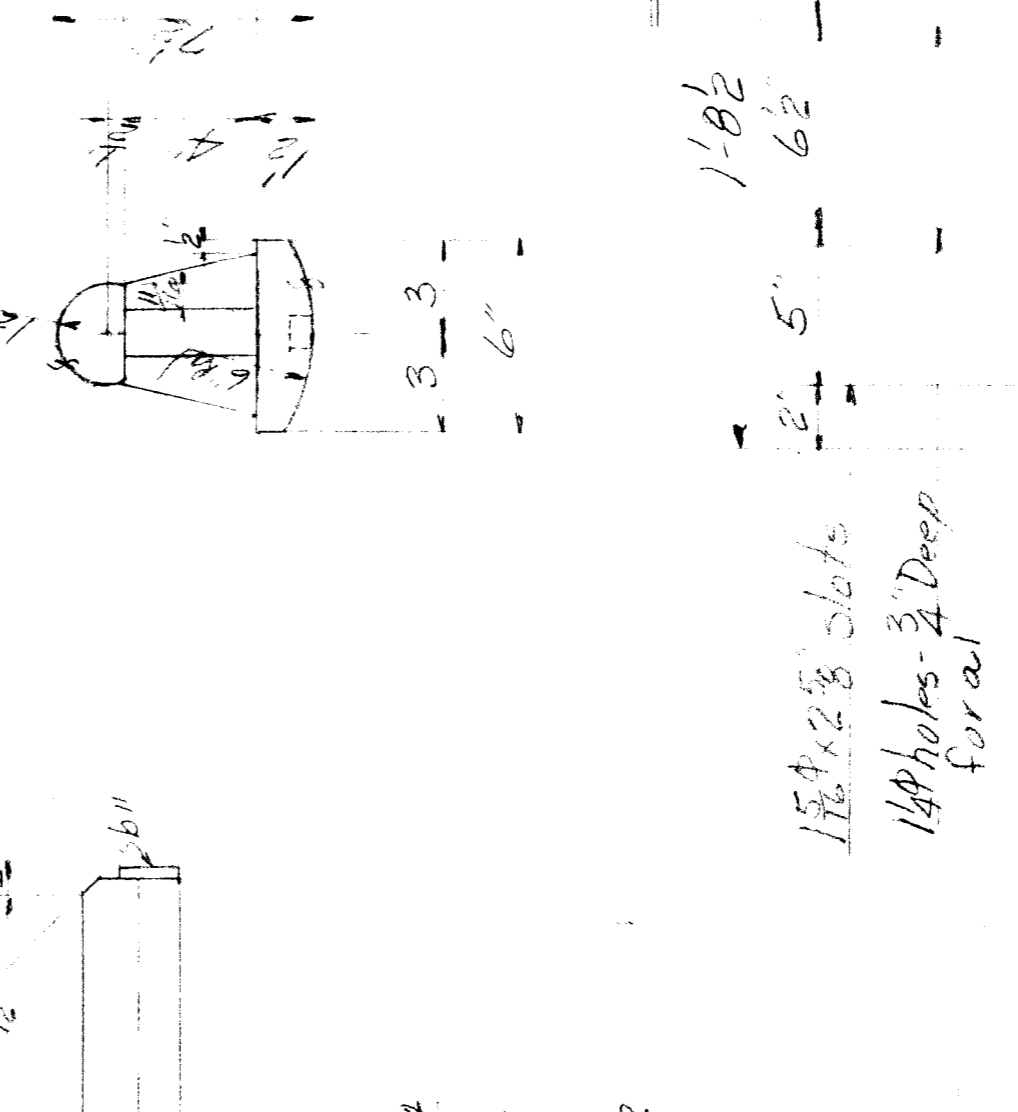
- R-7 x 42 x 1'0" - 1 Req - b23 Weld to A16
- R-7 x 48 x 1'0" - 1 Req - b24 Weld to A17
- R-7 x 52 x 1'0" - 1 Req - b25 Weld to A18
- R-7 x 52 x 1'0" - 1 Req - b26 Weld to B18
- R-7 x 52 x 1'0" - 2 Req - b27 Weld to A19 & B22
- R-7 x 52 x 1'0" - 1 Req - b28 Weld to A20
- R-7 x 52 x 1'0" - 1 Req - b29 Weld to A21
- R-7 x 52 x 1'0" - 1 Req - b30 Weld to A22
- R-7 x 52 x 1'0" - 1 Req - b31 Weld to A23



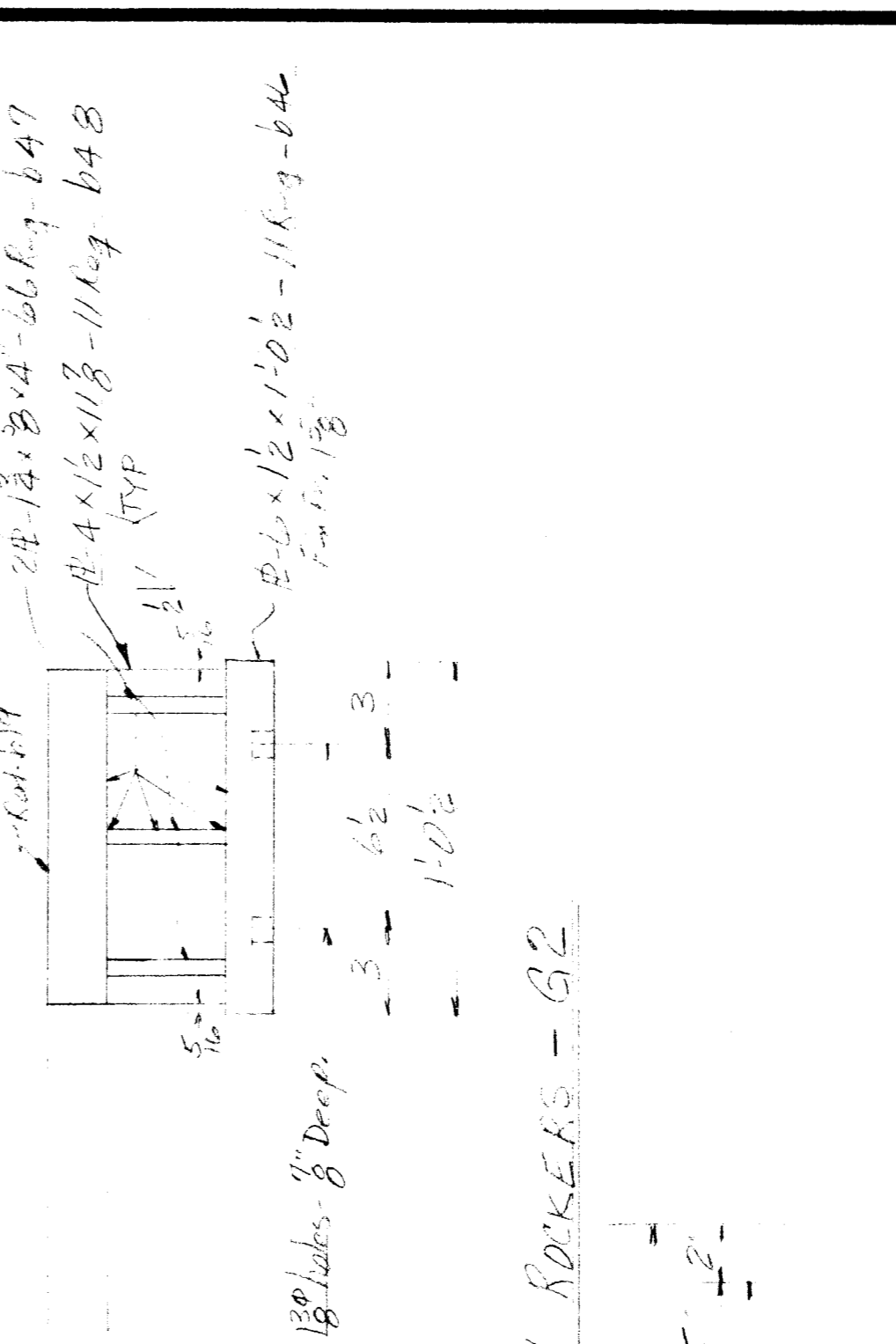
11 ROCKERS - F2



11 ROCKERS - H2



11 ROCKERS - I2



11 ROCKERS - K2

SEE NOTES SHEET # 3

VINCENNES STEEL
Div. of NOVO Industrial Corp.
Vincennes, Ind.

WAYNE COUNTY ROAD COMMISSIONERS
DETROIT, MICHIGAN
MT. ELIOTT - MOUND ROAD
GRADE SEPARATION
JOB NO. 246

Edge Distance - As Noted
Shop - None
Contact Surfaces - Field - None
Paint - None

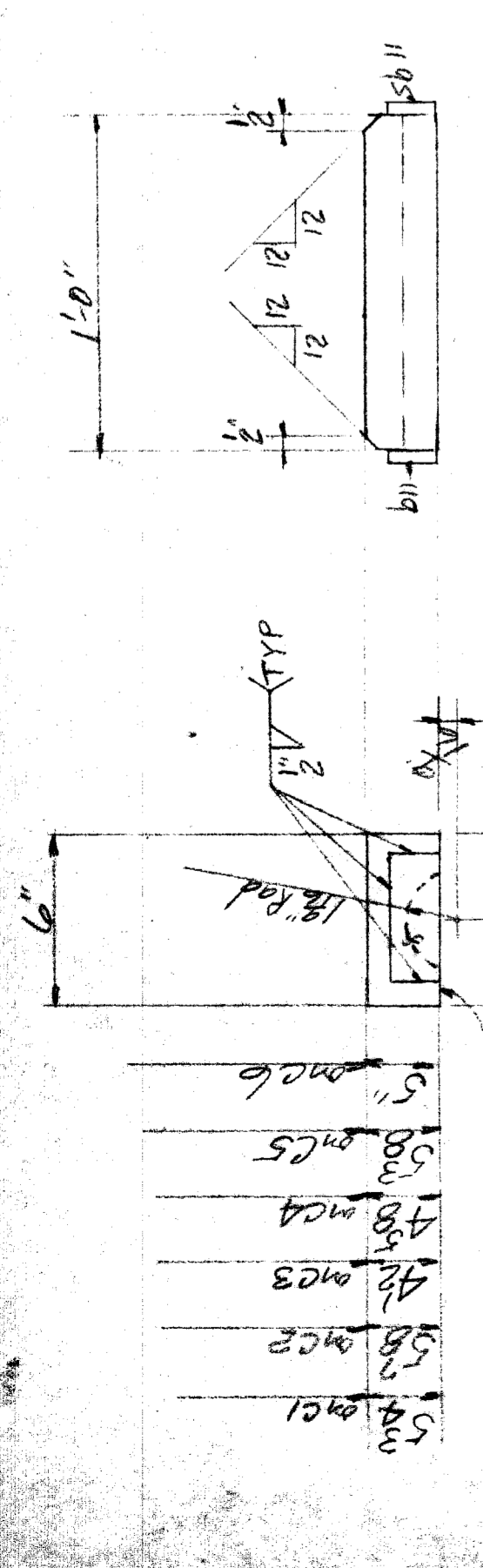
Drawn - *None*
Checked - *None*
Approved - *None*
Revised - *None*

Holes - As Noted
Rivets - Bolts


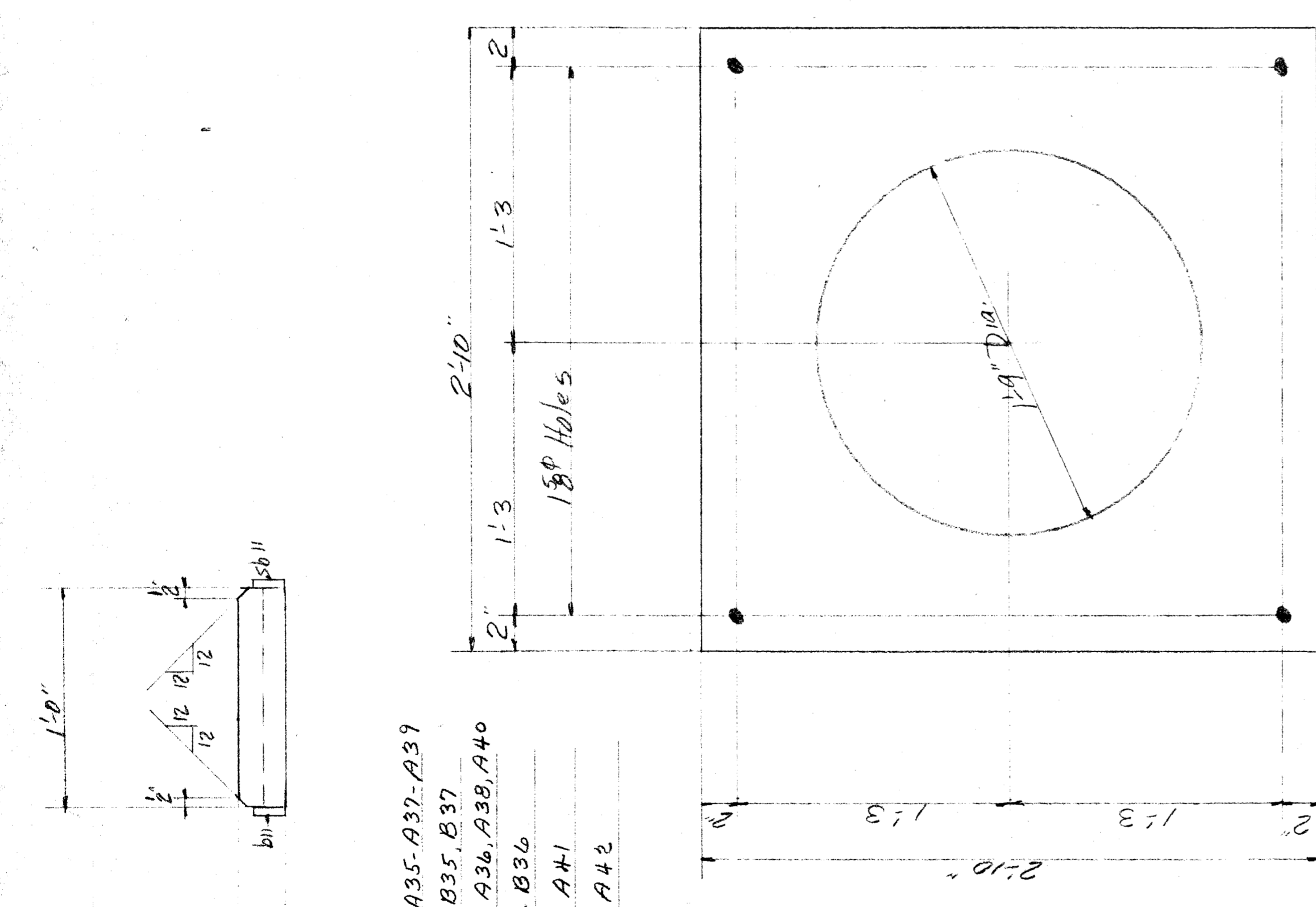
FAB *cut*
1-2-69
1-69

Contr. No. *467* Sh. *2*

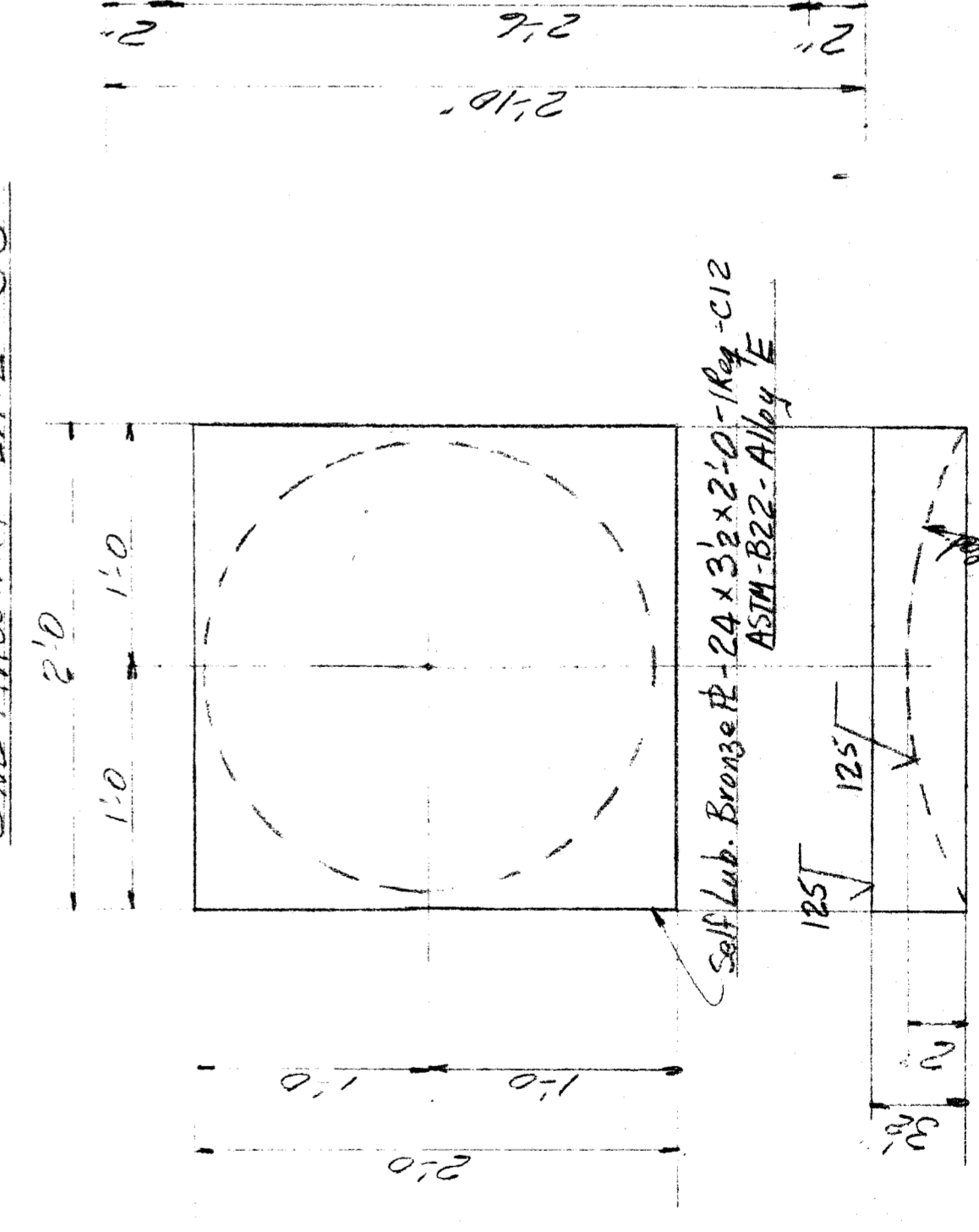
1 2 3 4 5 6 7 8 9 10 11 12 13 14 15 16 17 18 19 20 21 22 23 24 25 26 27 28 29 30 31 32 33 34 35 36 37 38 39 40 41 42 43 44 45 46 47 48 49 50



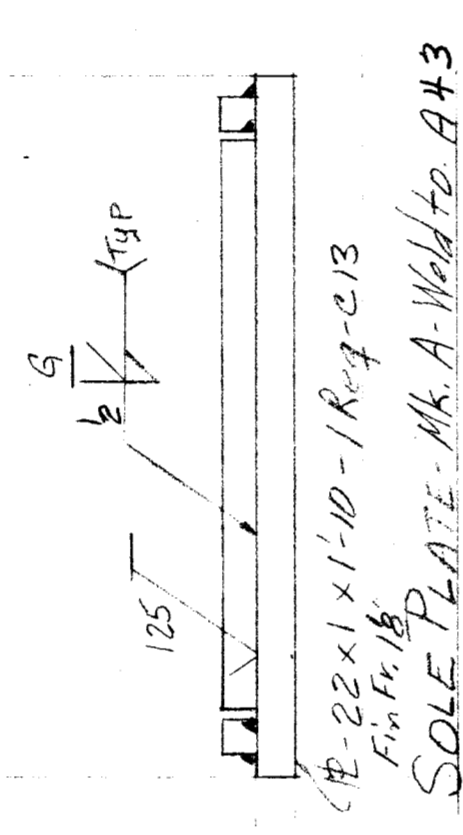
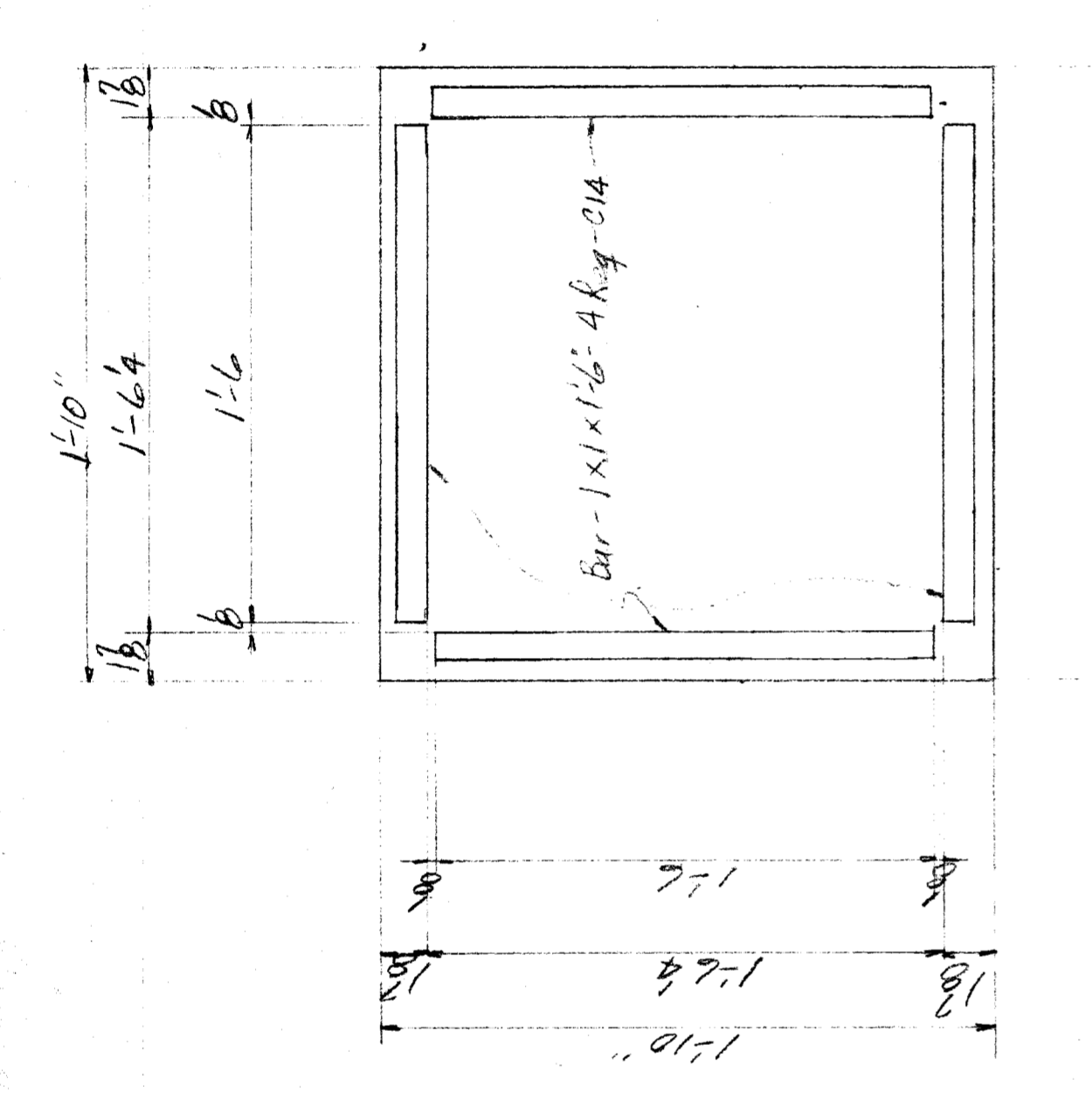
- SP-6 x 5 3/8 x 1'-0" 3 Reg - c1 Weld to - A35-A37-A39
- R-6 x 5 3/8 x 1'-0" 2 Reg - c2 Weld to - B35-B37
- R-6 x 4 1/2 x 1'-0" 3 Reg - c3 Weld to - A36-A38-A40
- R-6 x 4 1/2 x 1'-0" 1 Reg - c4 Weld to - B36
- R-6 x 5 3/8 x 1'-0" 1 Reg - c5 Weld to - A41
- R-6 x 5 1'-0" 1 Reg - c6 Weld to - A42



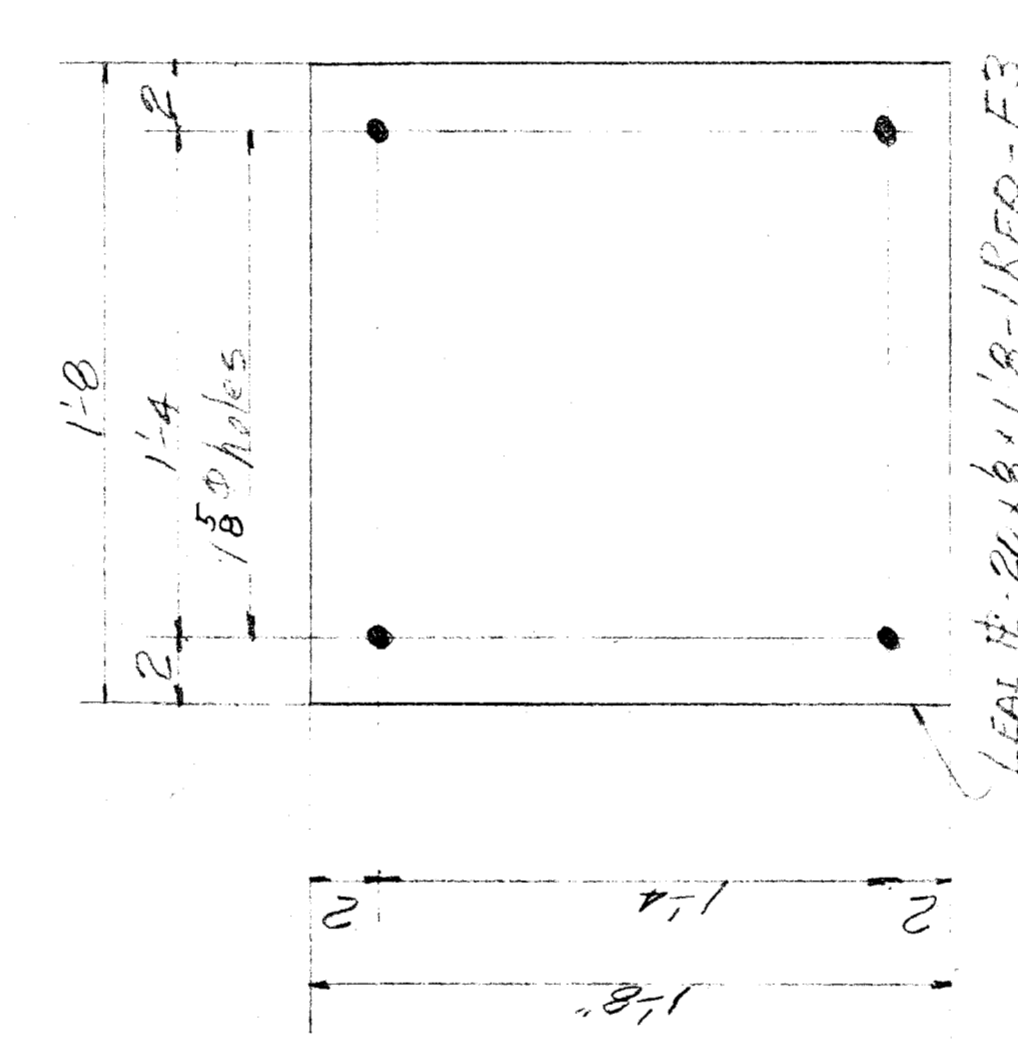
ONE MASONRY PLATE - B3



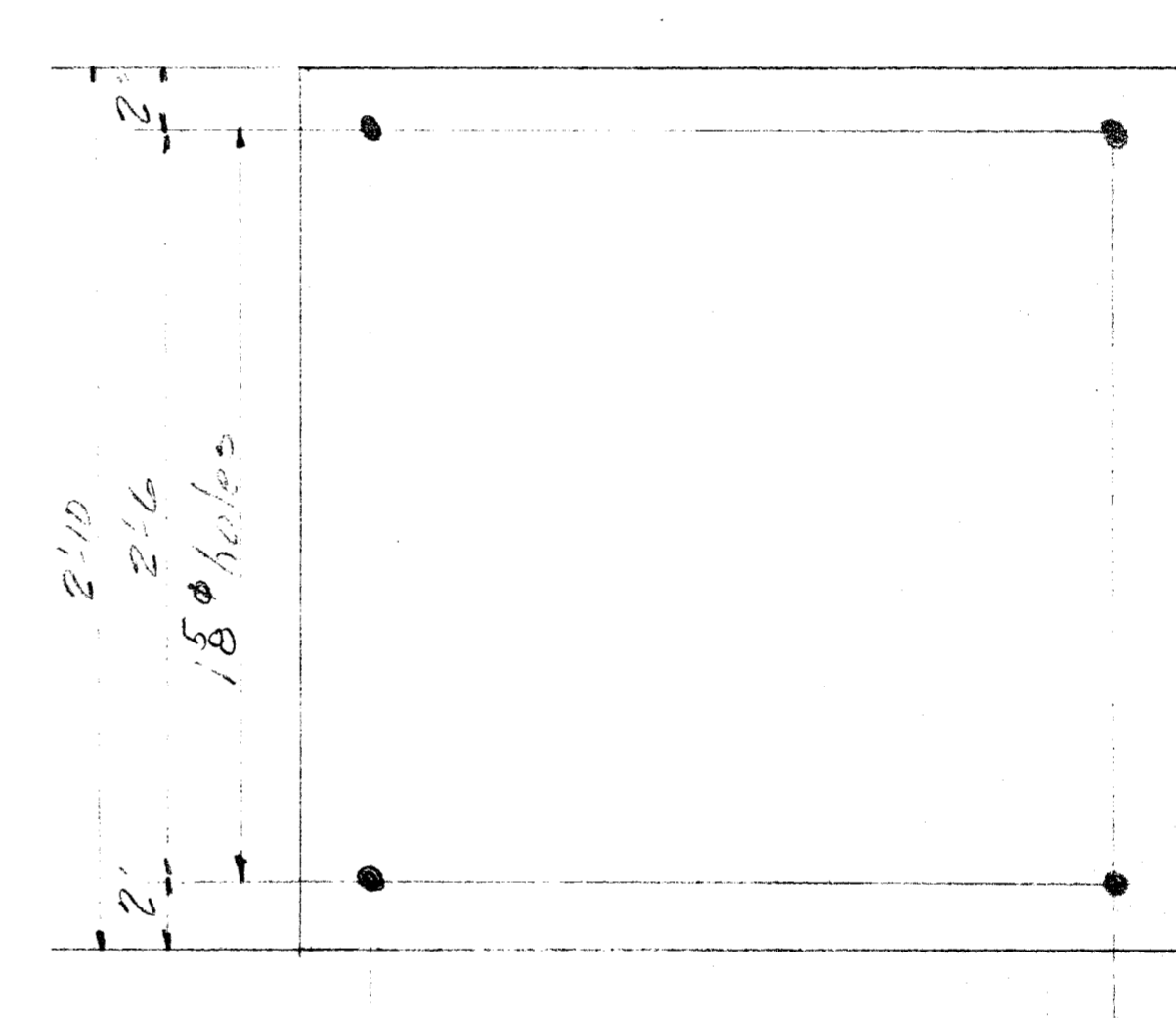
ONE BRONZE R-D3



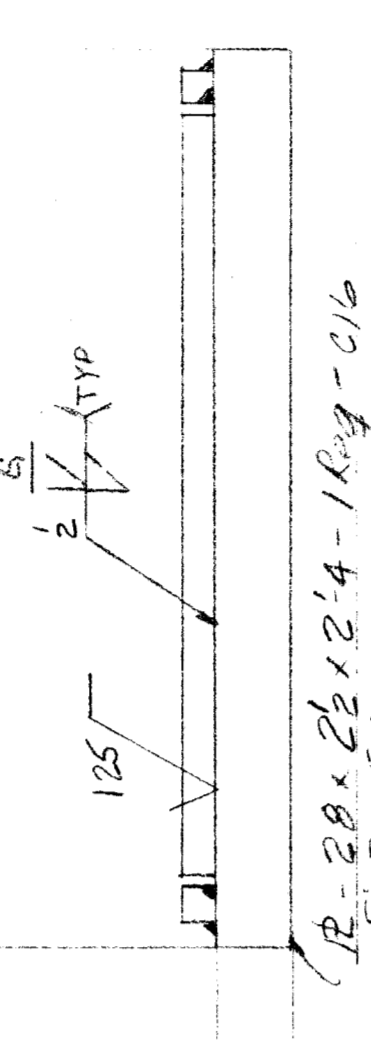

SOLE PLATE - MK A Weld to A+3



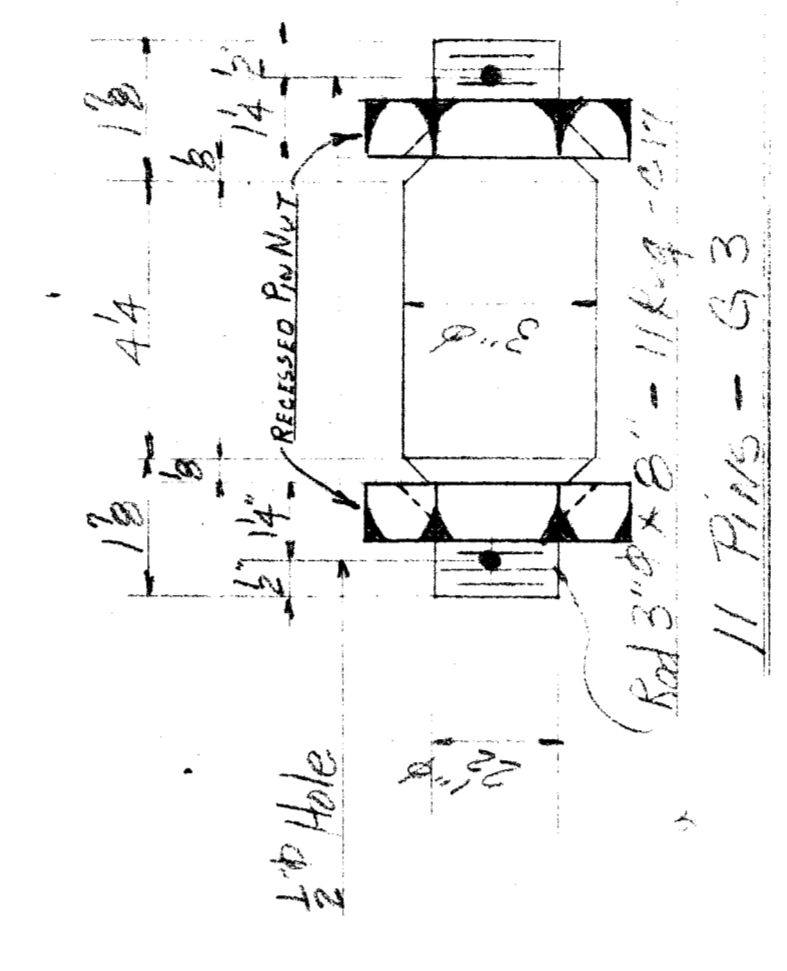
LEAD R-24 x 8 x 1/8 - 1 REG - E3



LEAD R-34 x 8 x 2'-10" - 1 REG - F3



SOLE PLATE - MK B Weld to A+3



11 PINS - G3


SHOP NOTES

ALL STEEL TO BE ASTM-A588 GRADE A.
ALL WELDING TO BE DONE ACCORDING TO THE WELDING PROCEDURE.

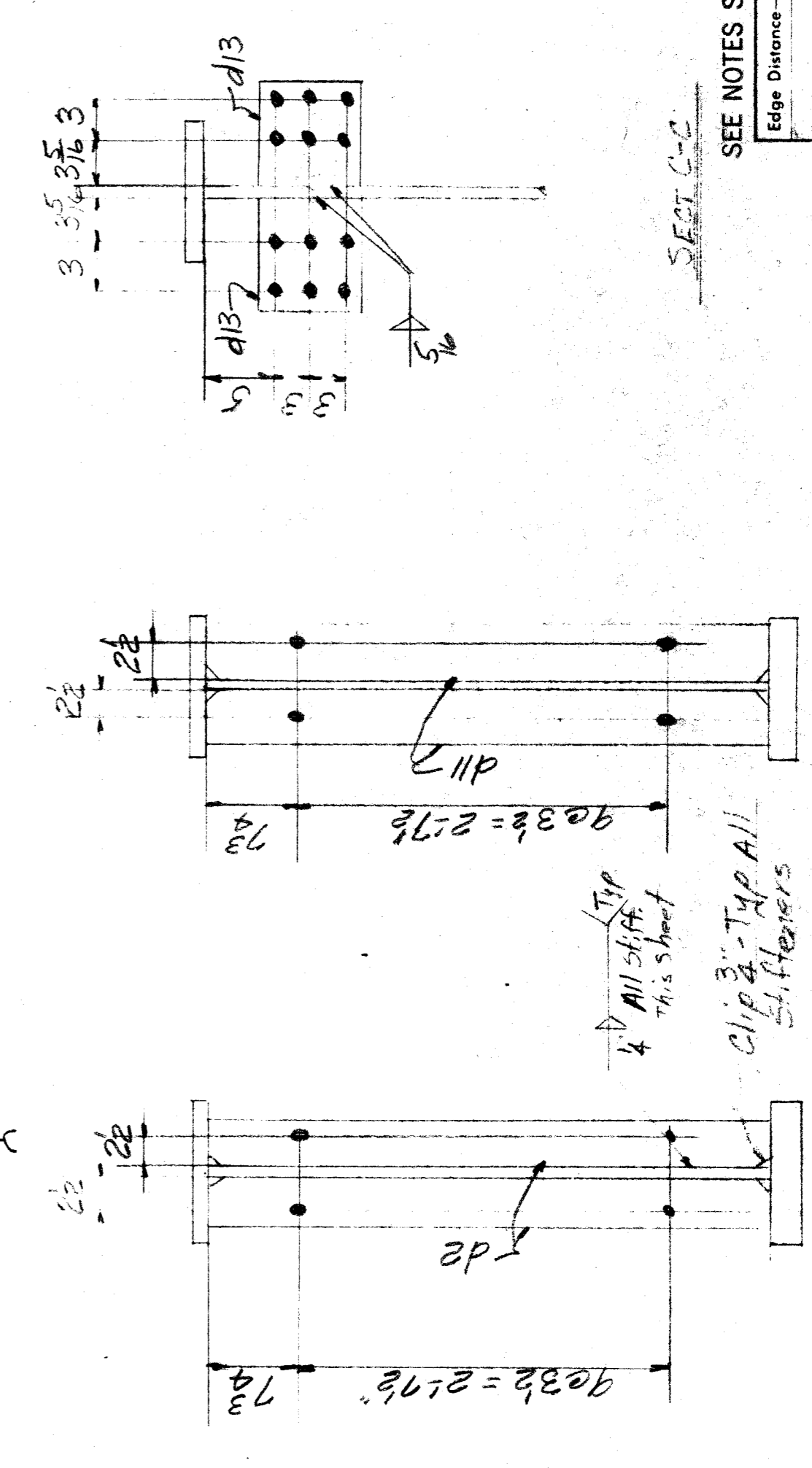
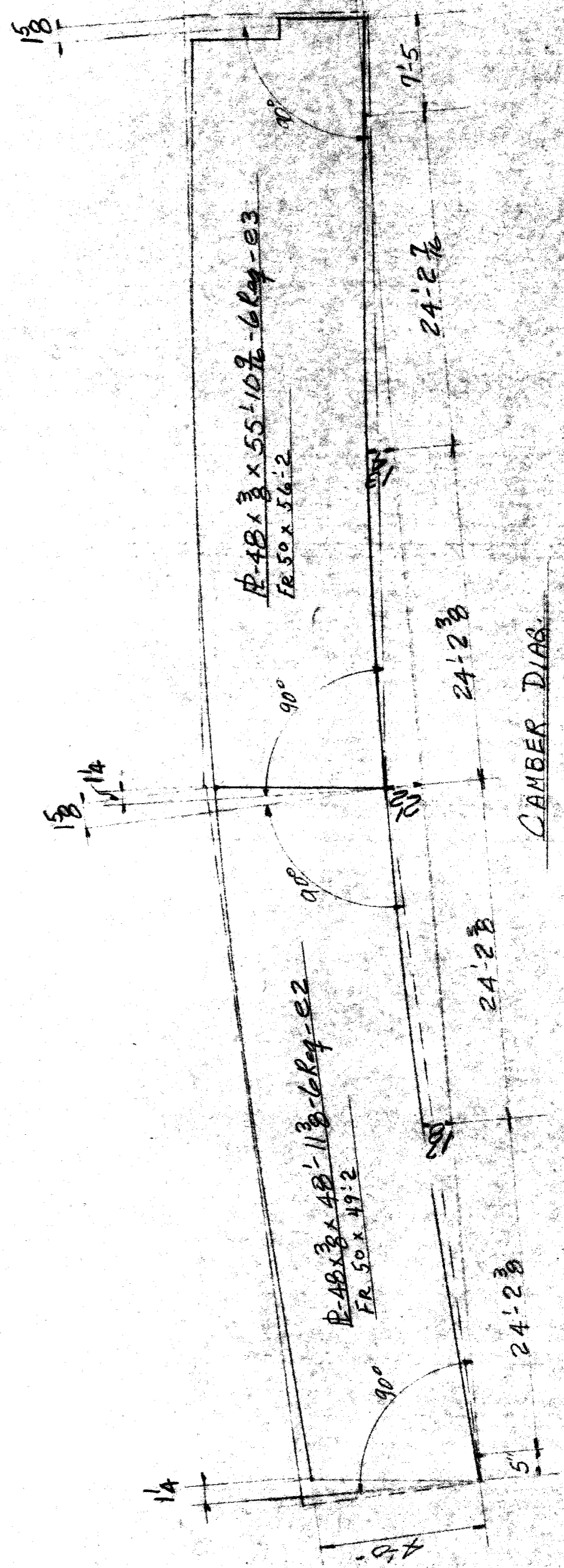

| | |
|--|-----------|
| VINCENNES STEEL Div. of NOVO Industrial Corp. Vincennes, Ind. | |
| WAYNE COUNTY ROAD COMMISSIONERS DETROIT, MICHIGAN MT. ELLIOTT - MOUND ROAD GRADE SEPARATION | |
| JOB NO. 246 | Drawn FAB |
| Checked CWX | Approved |
| 1-3-69 | 1-69 |
| Revised | |

| | |
|--------------------------|--------------|
| Edge Distance - As Noted | Shop - None |
| Contact Surfaces - None | Field - None |
| Paint - None | None |
| Notes - As Noted | |
| Rivets - Bolts | |

1 2 3 4 5 6 7 8 9 10 11 12 13 14 15 16 17 18 19 20 21 22 23 24 25 26 27 28 29 30 31 32 33 34 35 36 37 38 39 40 41 42 43 44 45 46 47 48 49 50



Note - Stiff in this area - Tight fit End Flg. & 5/16" Thick web 3/4" x 4" deep Top Flg.



SEE NOTES SHEET # 3


VINCENNES STEEL
Div. of INVO Industrial Corp.
Vincennes, Ind.

WAYNE COUNTY ROAD COMMISSIONERS
DETROIT, MICHIGAN
MT. ELLIOTT - MOUND ROAD
GRADE SEPARATION
JOB NO. 246


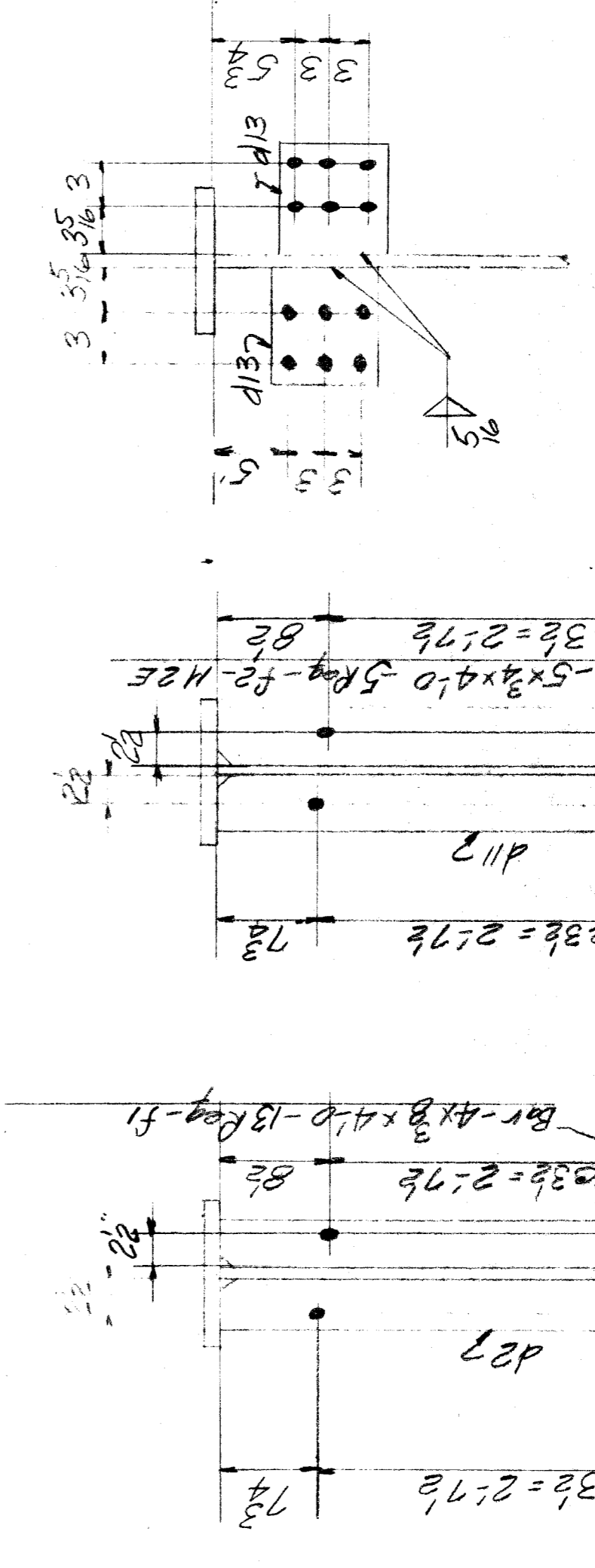
Drawn: FAB
Checked: *[Signature]*
Approved: *[Signature]*
Revised: *[Signature]*

1-6-69 1-69

1 2 3 4 5 6 7 8 9 10 11 12 13 14 15 16 17 18 19 20 21 22 23 24 25 26 27 28 29 30 31 32 33 34 35 36 37 38 39 40 41 42 43 44 45 46 47 48 49 50



ONE GIRDER AS SHOWN - A60
ONE GIRDER TO PAIR - AA60



VINCENNES STEEL
 Div. of NOVO Industrial Corp.
 Vincennes, Ind.

WAYNE COUNTY ROAD COMMISSIONERS
 DETROIT - MICHIGAN
 MT. ELLIOTT - MOUND ROAD
 GRADE SEPARATION

JOB NO. 246

Drawn: **None**
 Checked: **None**
 Approved: **None**

FAB: **CLK**
 1-6-69

1-6-69


SEE NOTES SHEET # **3**

Edge Distance: **1 1/2" D.N.**
 Shop: **None**
 Contact Surfaces: **None**
 Field: **None**


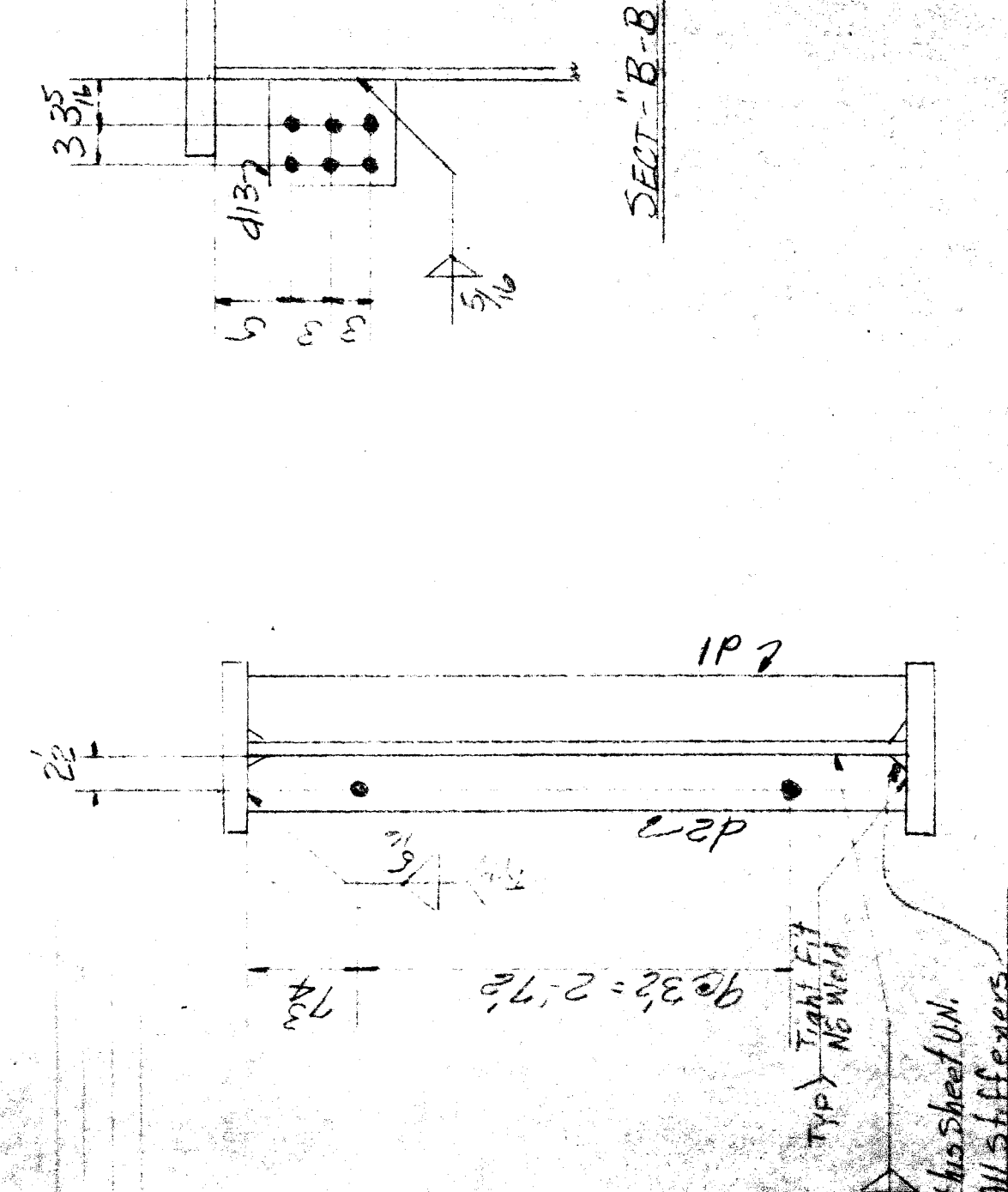
Paint: **None**
 Metals: **1 1/2" D.N.**
 Rivets-Bolts:

90-111

2R-12 x 8 x 90-111-4 REQ. gL



ONE GIRDER AS SHOWN - A7 0
 ONE GIRDER TO PMR - RA7 0



SEE NOTES SHEET # 3

VINCENNES STEEL
 Div. of NOVO Industrial Corp.
 Vincennes, Ind.

WAYNE COUNTY ROAD COMMISSION, RT 23
 DETROIT, MICH. 48124
 MT. ELIOT -- MOUND ROAD --
 GRADE SEPARATION
 JOB NO. 246

Edge Distance - 1 1/4"
 Spacing - 1 1/2"
 Shop Surface - None
 Field - None

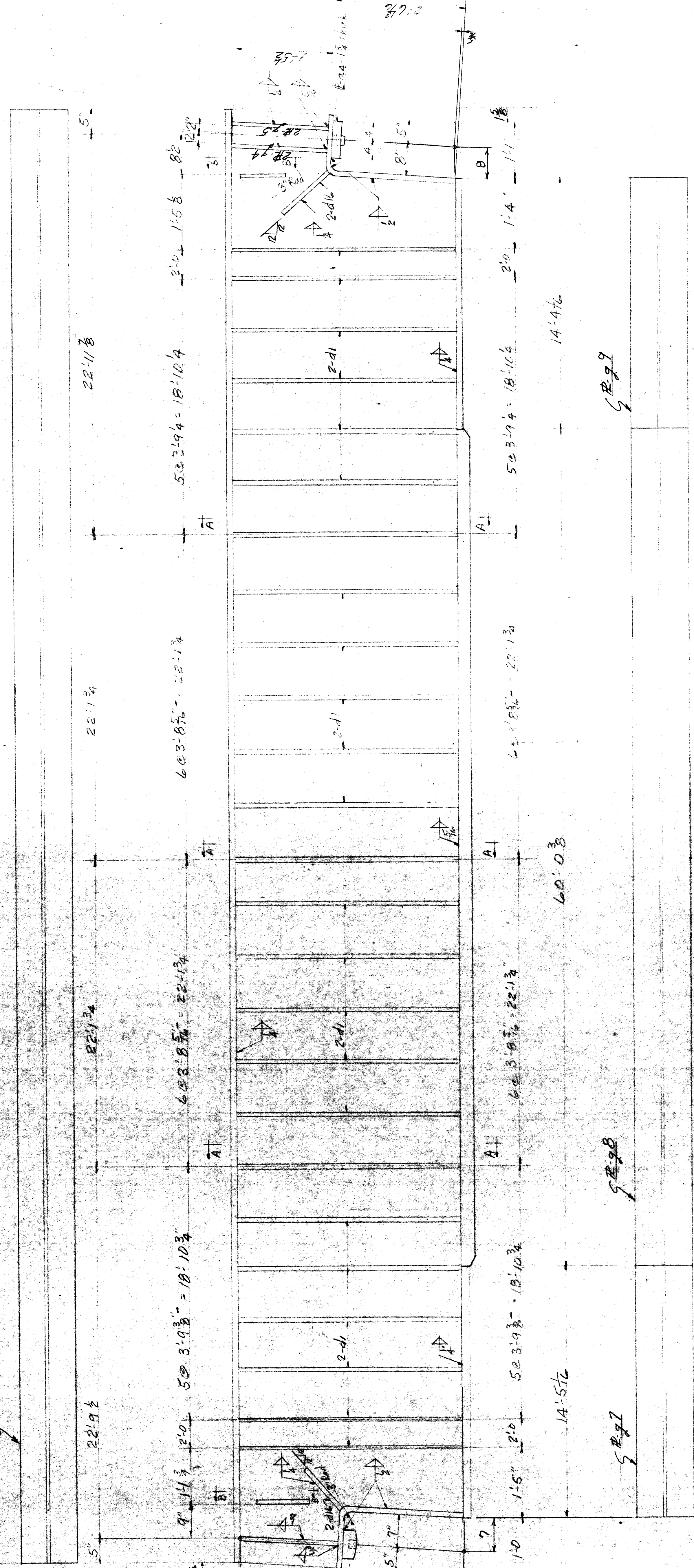
Form - None
 Healer - H. D. L. N.
 Rivets - Bolts

Drawn - FAB
 Checked - *Cox*
 Approved - *Cox*
 Rented -

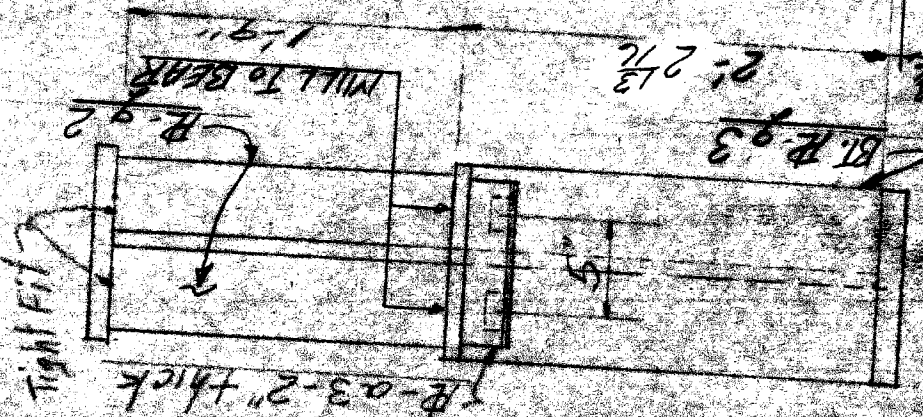

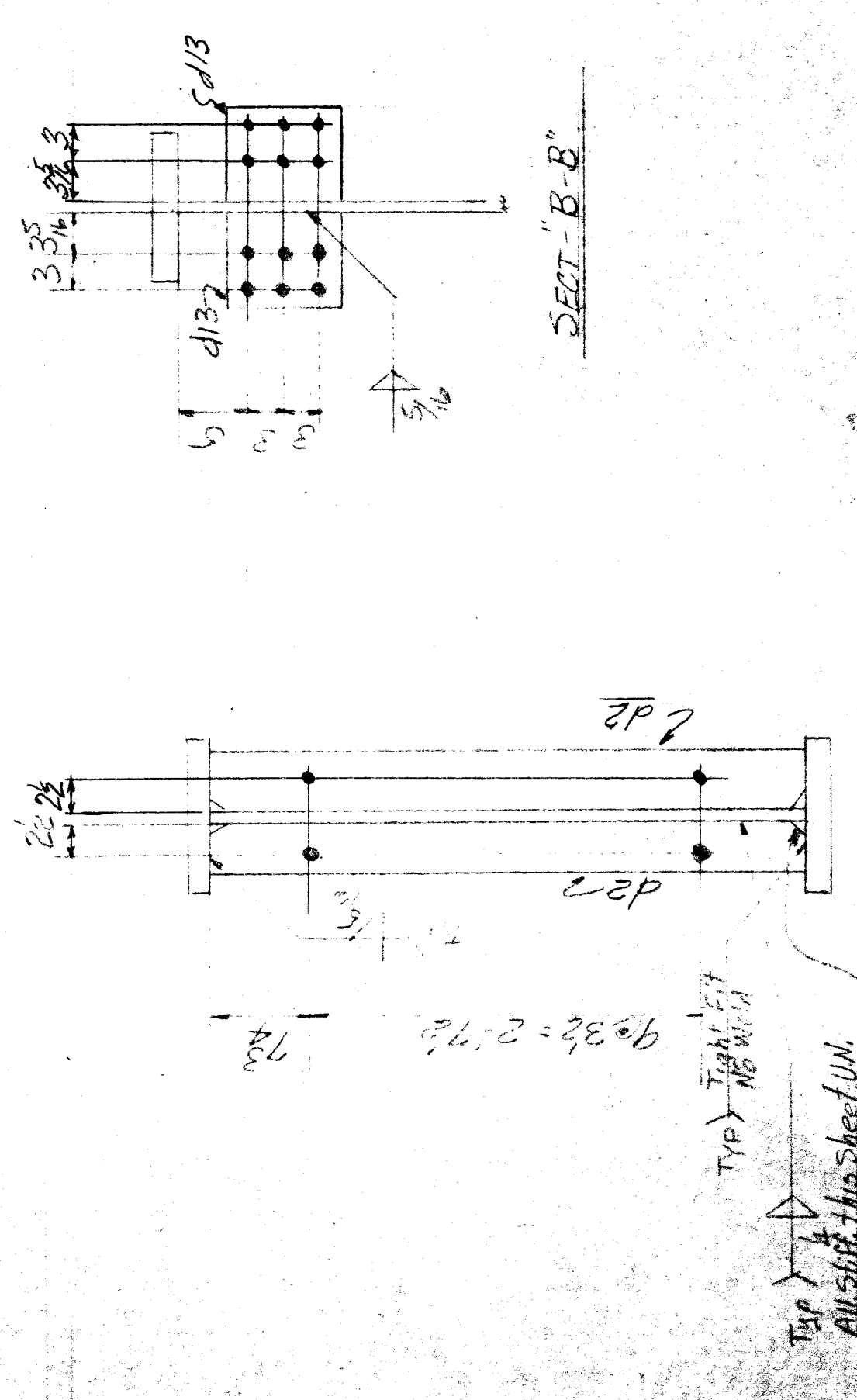
Contr. No. 467 Sh. 7 of 7

1 2 3 4 5 6 7 8 9 10 11 12 13 14 15 16 17 18 19 20 21 22 23 24 25 26 27 28 29 30 31 32 33 34 35 36 37 38 39 40 41 42 43 44 45 46 47 48 49 50

6 REQ. h1



6 GIRDERS - A-B



SEE NOTES SHEET # 3

| | | |
|--------------------------|--------------|--------------|
| Edge Distance - 14" D.M. | Shop - None | Field - None |
| Contact Surfaces - None | Field - None | |
| Paint - None | | |
| Holes - 3/8" D.M. | | |
| Rivets - Bolts | | |

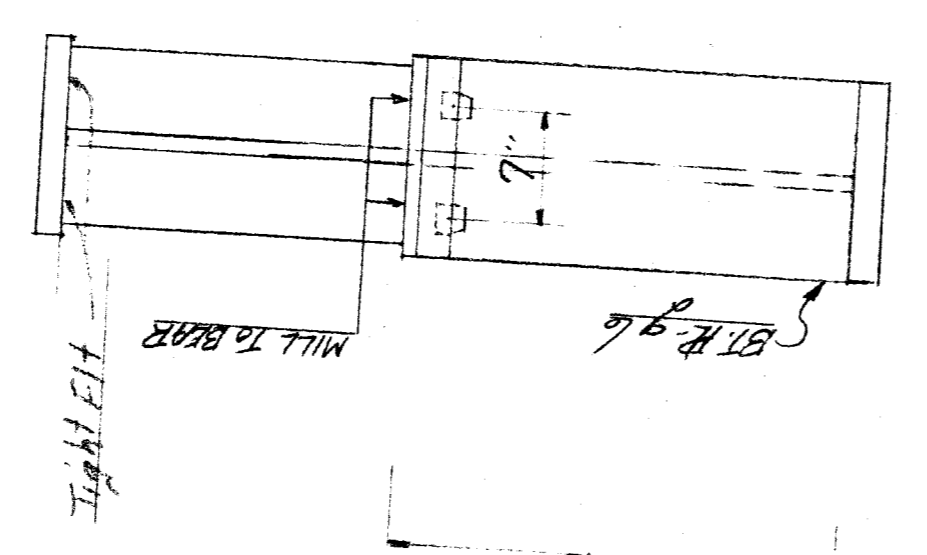
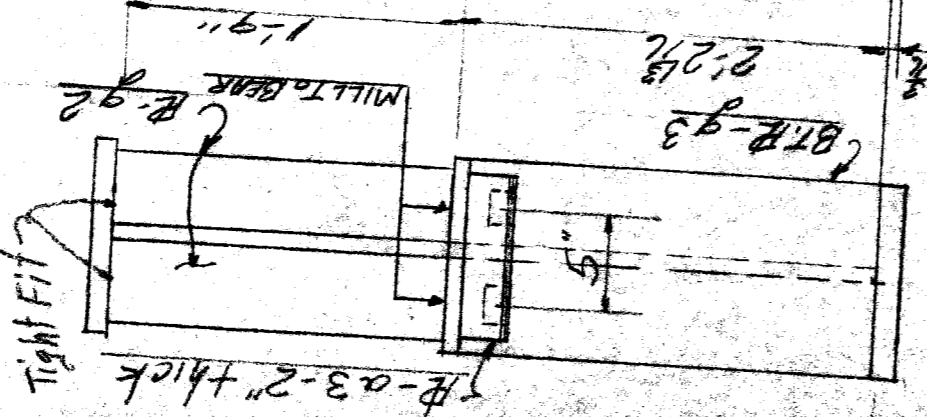

Drawn: FAB
 Checked: CUR
 Approved: FAB
 Revised: 1-69

VINCENNES STEEL
 Div. of NOVO Industrial Corp.
 Vincennes, Ind.

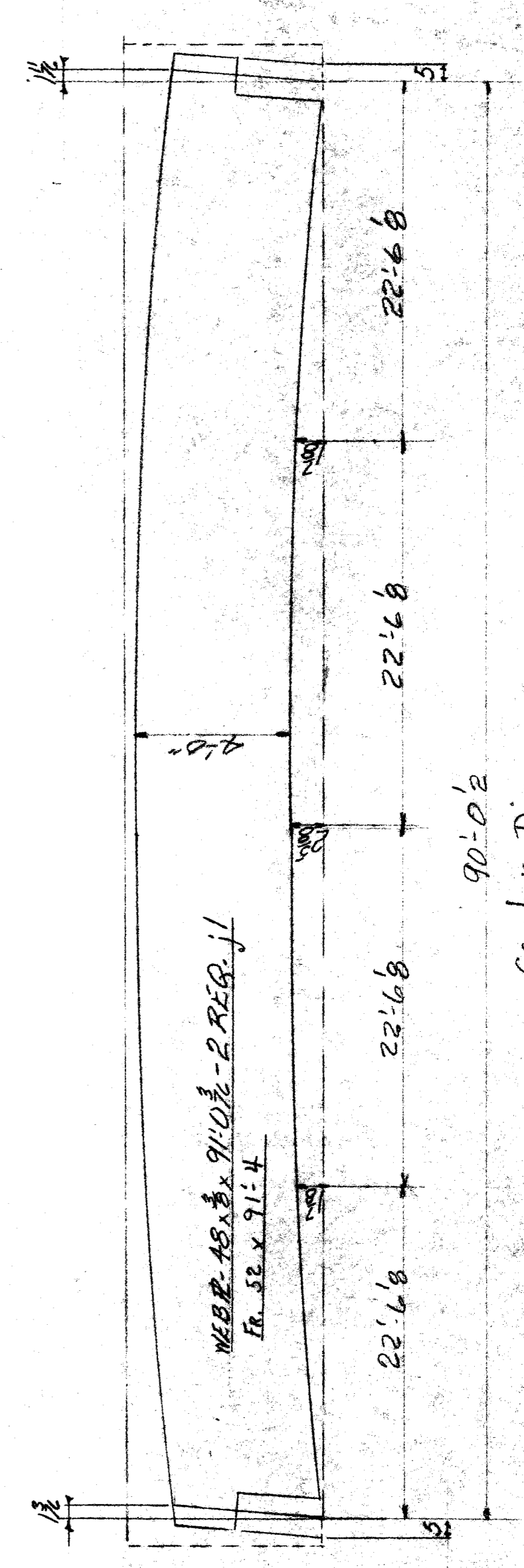

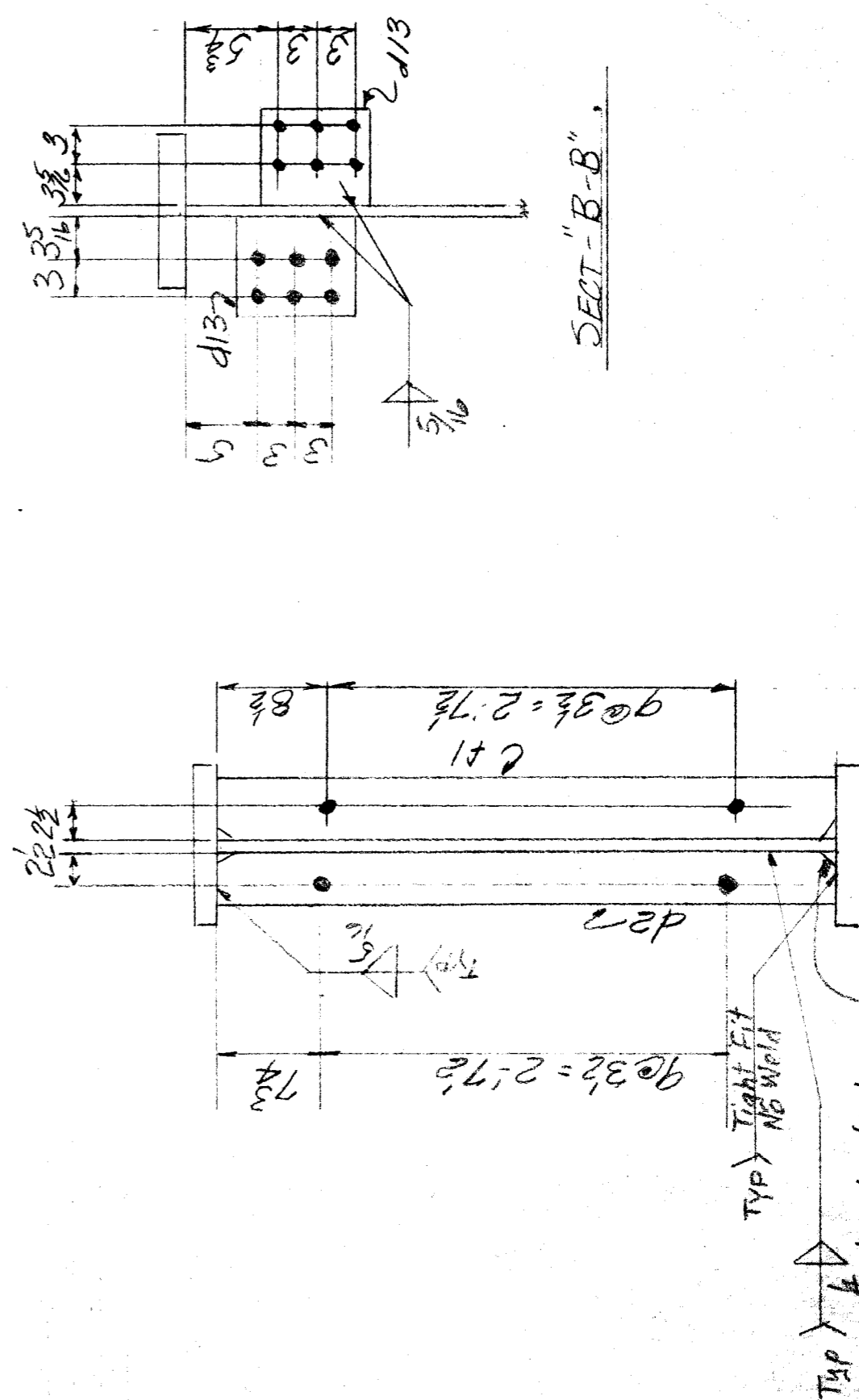
WAYNE COUNTY ROAD COMMUNITY
 DISTRICT - SECTION 4
 MT. ELIZABETH - BRIDGE
 GRADE GUARANTEES
 JOB NO. 248

90-41"

1 R 2 1



ONE GIRDER AS SHOWN-A 2
ONE GIRDER TO PAIR-A 2 2



SEE NOTES SHEET # 3

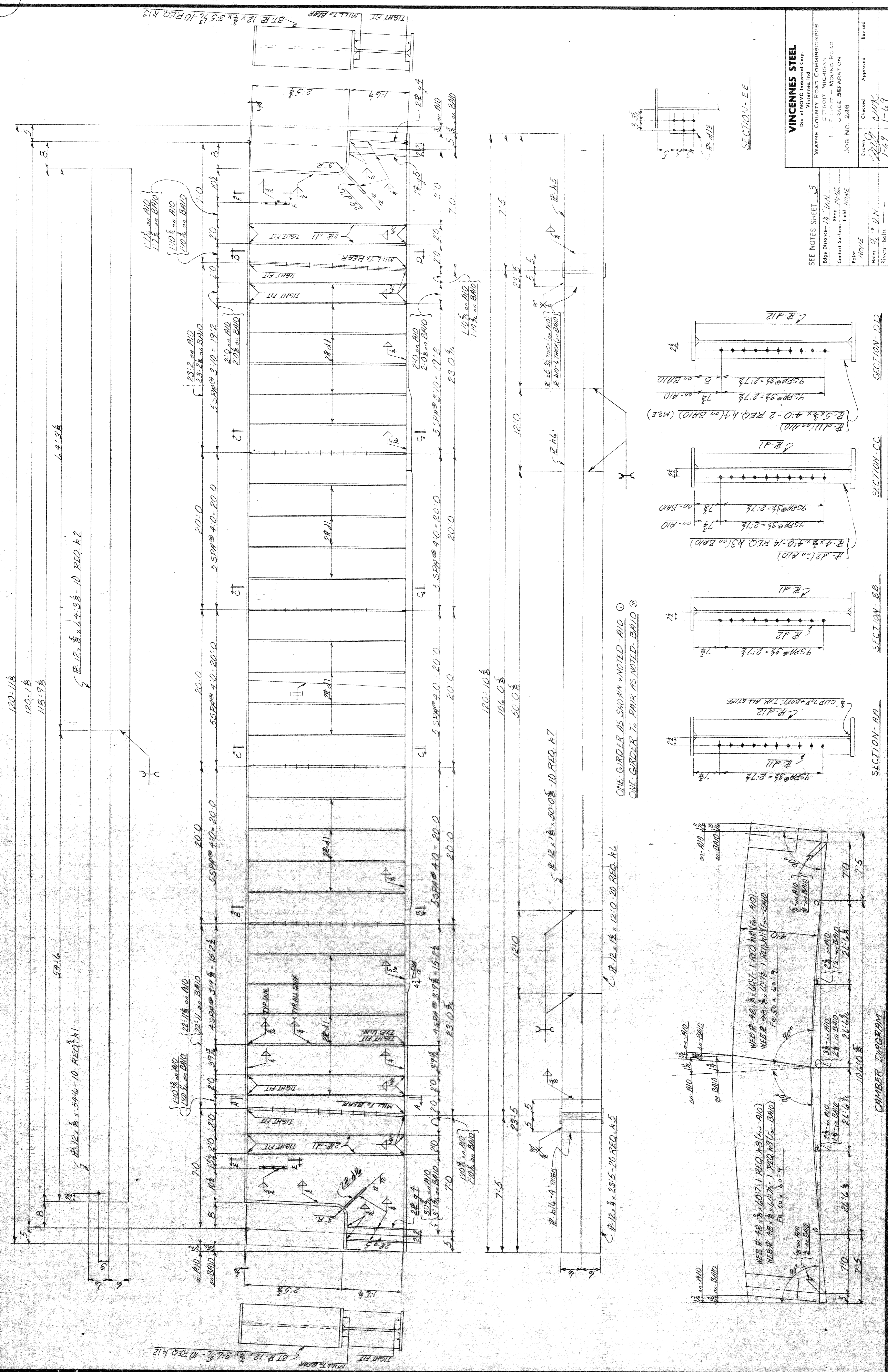
| | | | |
|----------------------------|------------|--------------|---------------|
| Edge Distance- 1 1/4" D.M. | Shop-None | | |
| Contact Surfaces-None | Field-M20C | | |
| Paint-None | | Checked-None | Approved-None |
| Holes-1/4" D.M. | | Drawn-FAB | |
| Rivet-Bolts | | | |

VINCENNES STEEL
Div. of NOVO Industrial Corp.
Vincennes, Ind.

WAYNE COUNTY ROAD COMMISSIONERS
DETROIT, MICHIGAN
MT. ELLIOTT - HOUND CREEK
JOB NO. 246


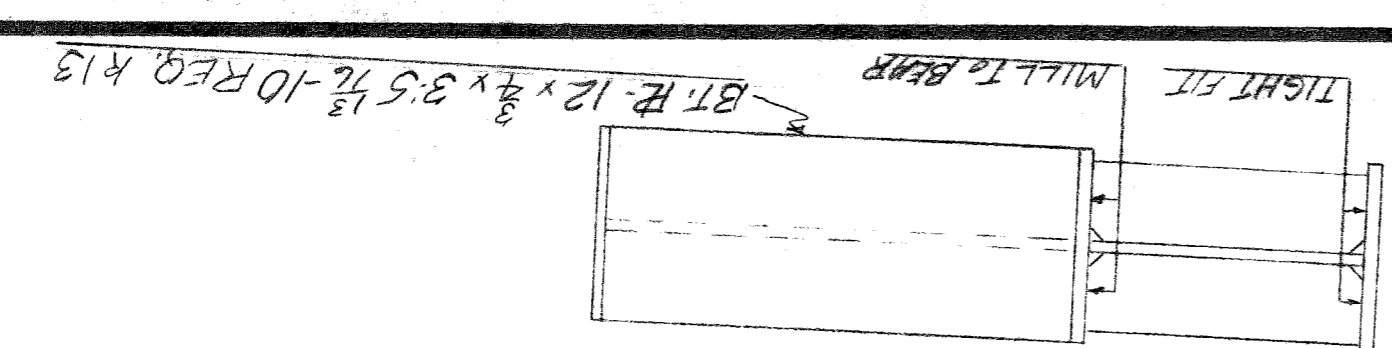
Drawn FAB
Checked cwk
Approved
Revised

1 2 3 4 5 6 7 8 9 10 11 12 13 14 15 16 17 18 19 20 21 22 23 24 25 26 27 28 29 30 31 32 33 34 35 36 37 38 39 40 41 42 43 44 45 46 47 48 49 50

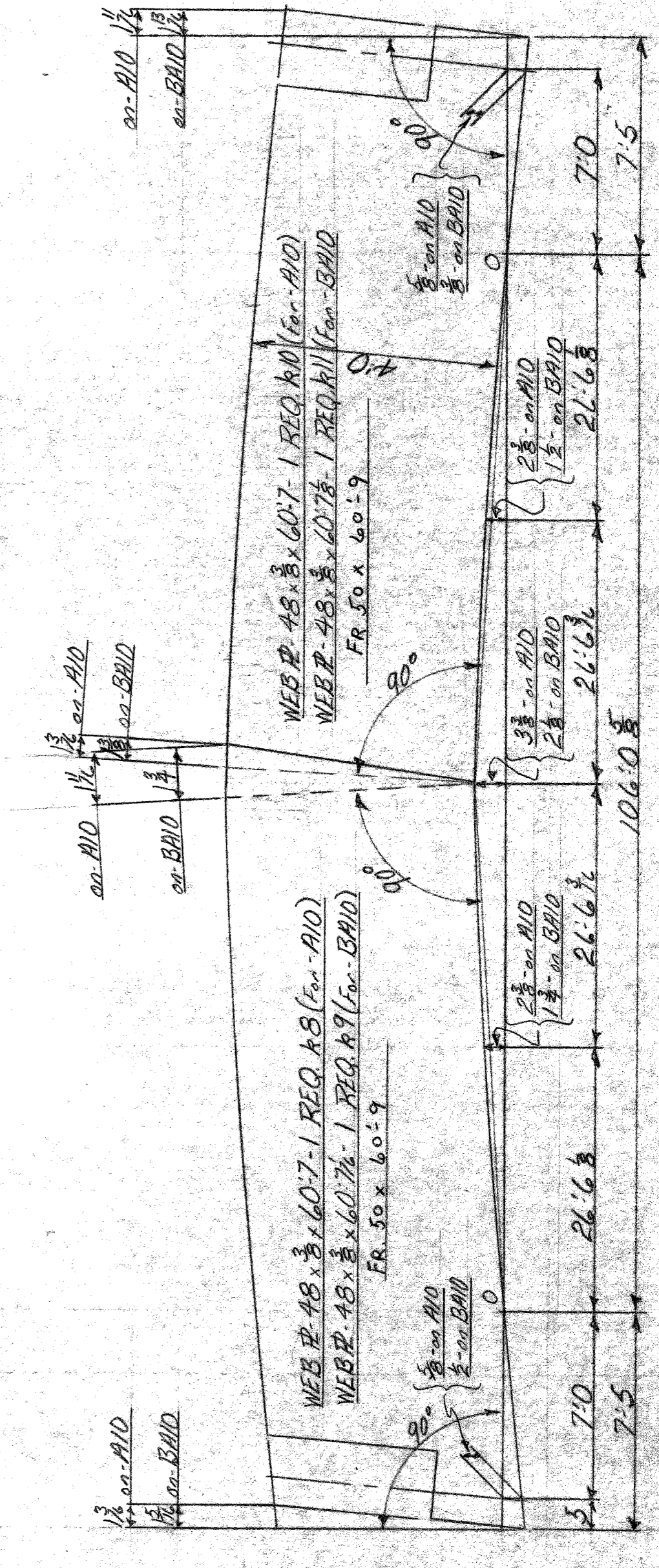
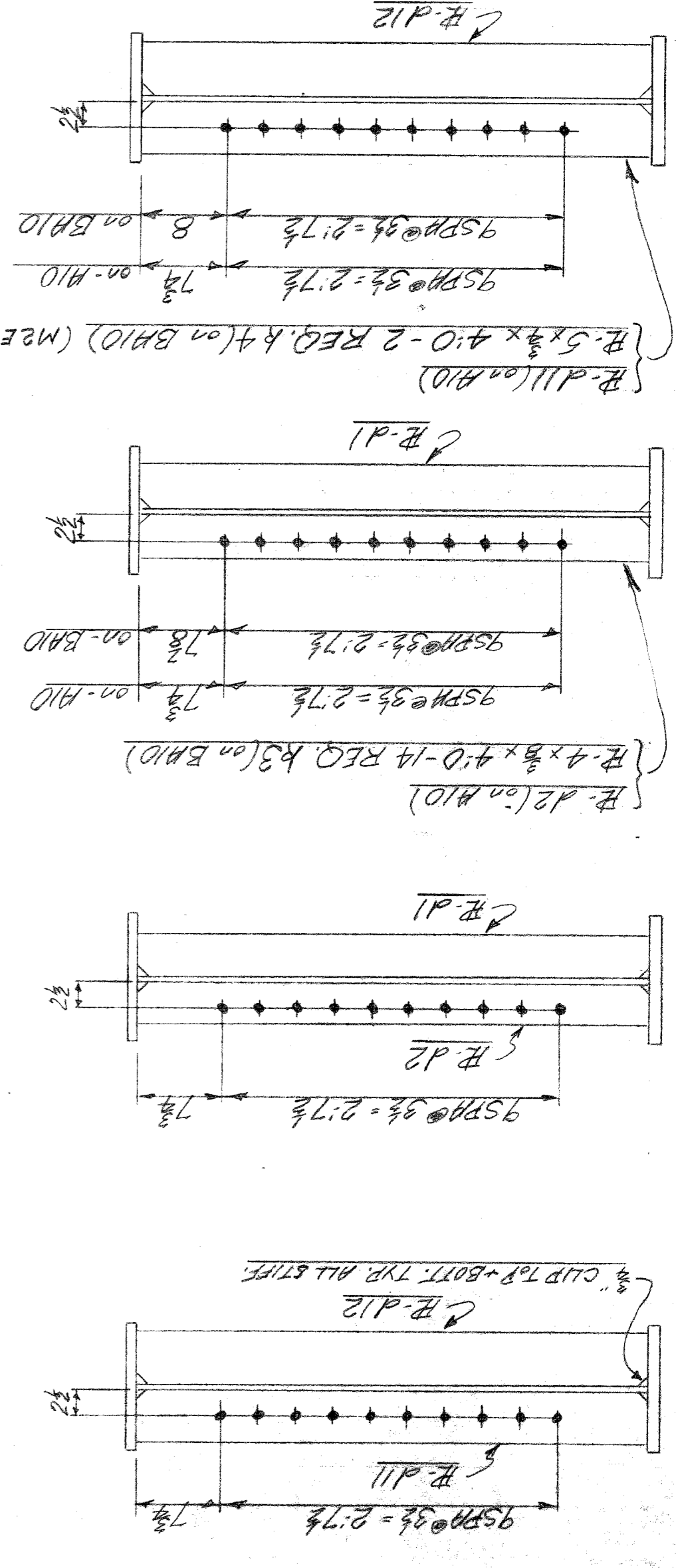


64'-3 3/8
E 12 x 1/2 x 64'-3 3/8 - 10 REQ. A2

54'-6
E 12 x 1/2 x 54'-6 - 10 REQ. A1



ONE GIRDER AS SHOWN + NOTED - A10 ①
ONE GIRDER TO PAIR AS NOTED - B10-D ②



VINCENNES STEEL
Div. of NOVO Industrial Corp.
Vincennes, Ind.

WAYNE COUNTY ROAD COMMISSIONERS
E. TOUHY, MICHIGAN
N. T. LOUIT - MOUND ROAD
GRADE SEPARATION
JOB NO. 246

SEE NOTES SHEET 3
Edge Distance - 1/4" IN
Center Surfaces Field - NONE
Point NONE

Drawn: *CMK*
Checked: *CMK*
Approved: *CMK*
Revised: *CMK*


1/69 1-69

Contr. No. 467 Sh. 10

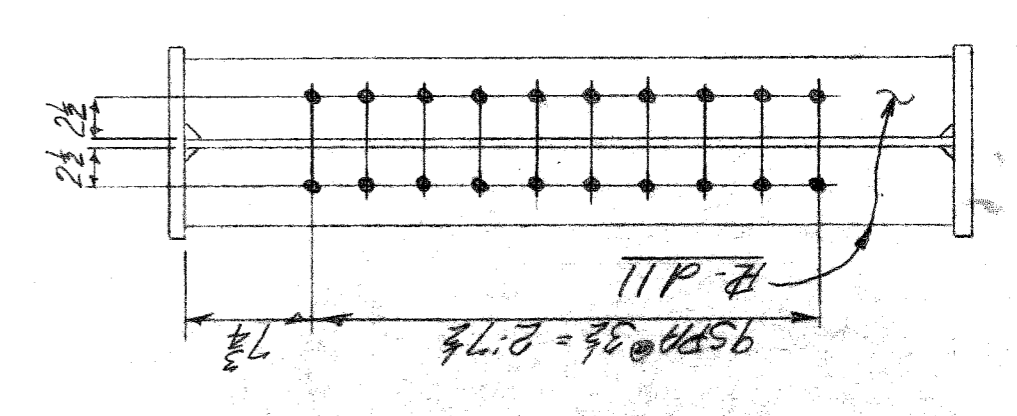
SECTION-AA SECTION-BB SECTION-CC SECTION-DD SECTION-EE

CAMBER DIAGRAM

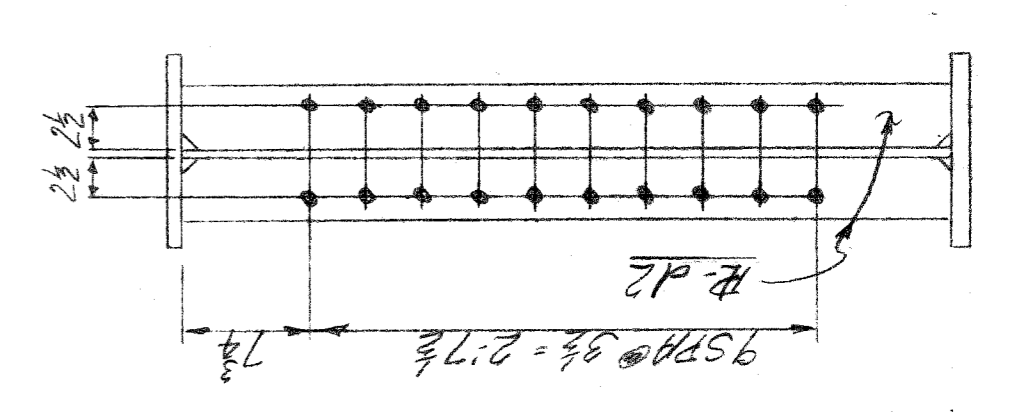
1 2 3 4 5 6 7 8 9 10 11 12 13 14 15 16 17 18 19 20 21 22 23 24 25 26 27 28 29 30 31 32 33 34 35 36 37 38 39 40 41 42 43 44 45 46 47 48 49 50



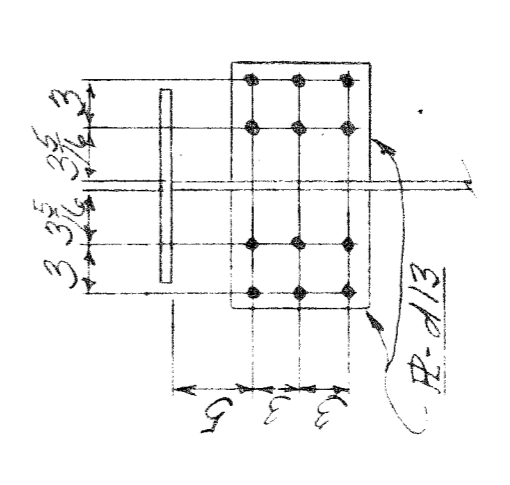
3-GIRDERS - ALL (C)(4)



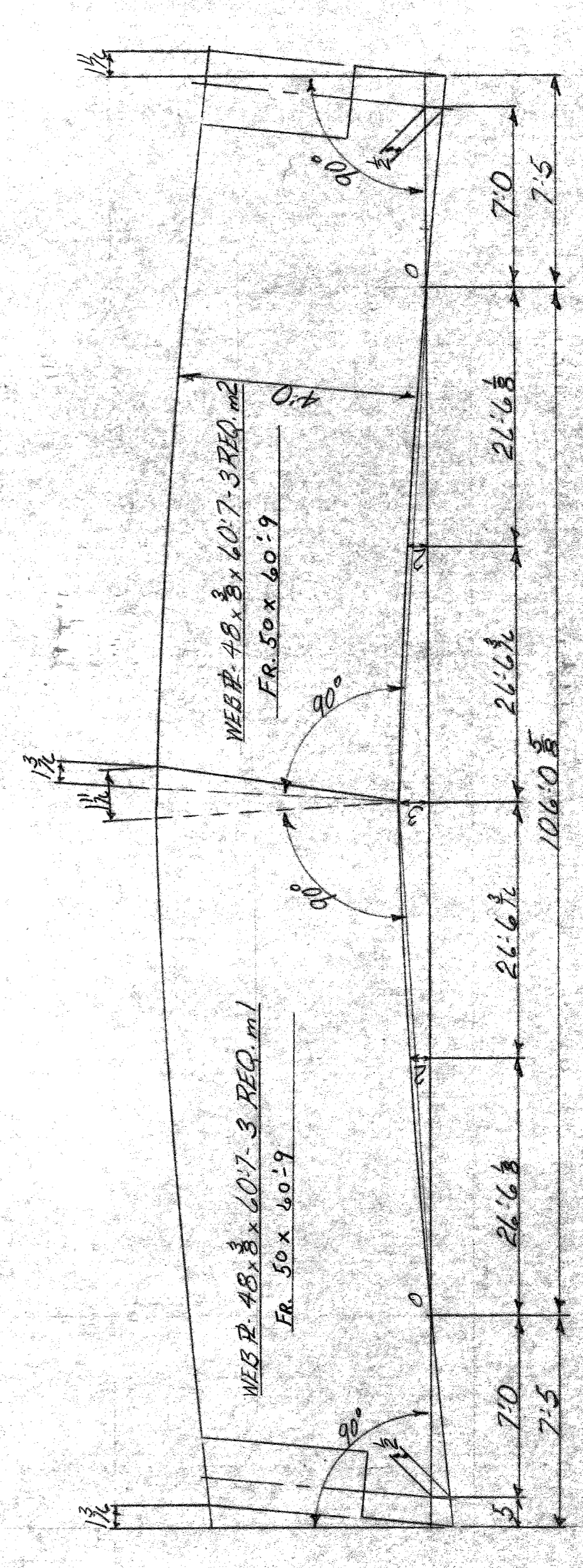
SECTION-AA



SECTION-BB



SECTION-CC



CAMBER DIAGRAM

SEE NOTES SHEET 3

| | | |
|----------------------------|-------------|--------------|
| Edge Distance - 1 1/2" UN. | Shop - UN. | Field - UN. |
| Contact Surface | Shop - NONE | Field - NONE |
| Paint | NONE | |
| Holes - 1/4" UN. | Checked | Approved |
| Rivets - Bolts | 1-69 | 1-69 |

VINCENNES STEEL
Div. of NOVO Industrial Corp.
Vincennes, Ind.

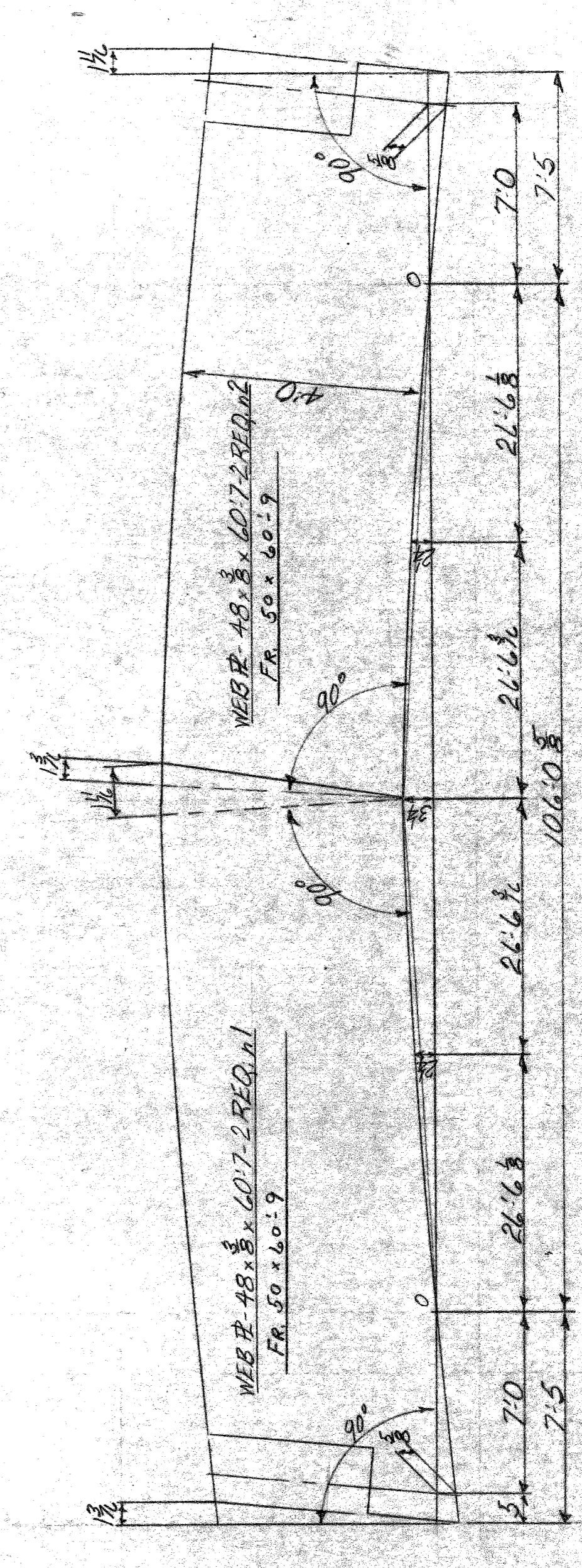
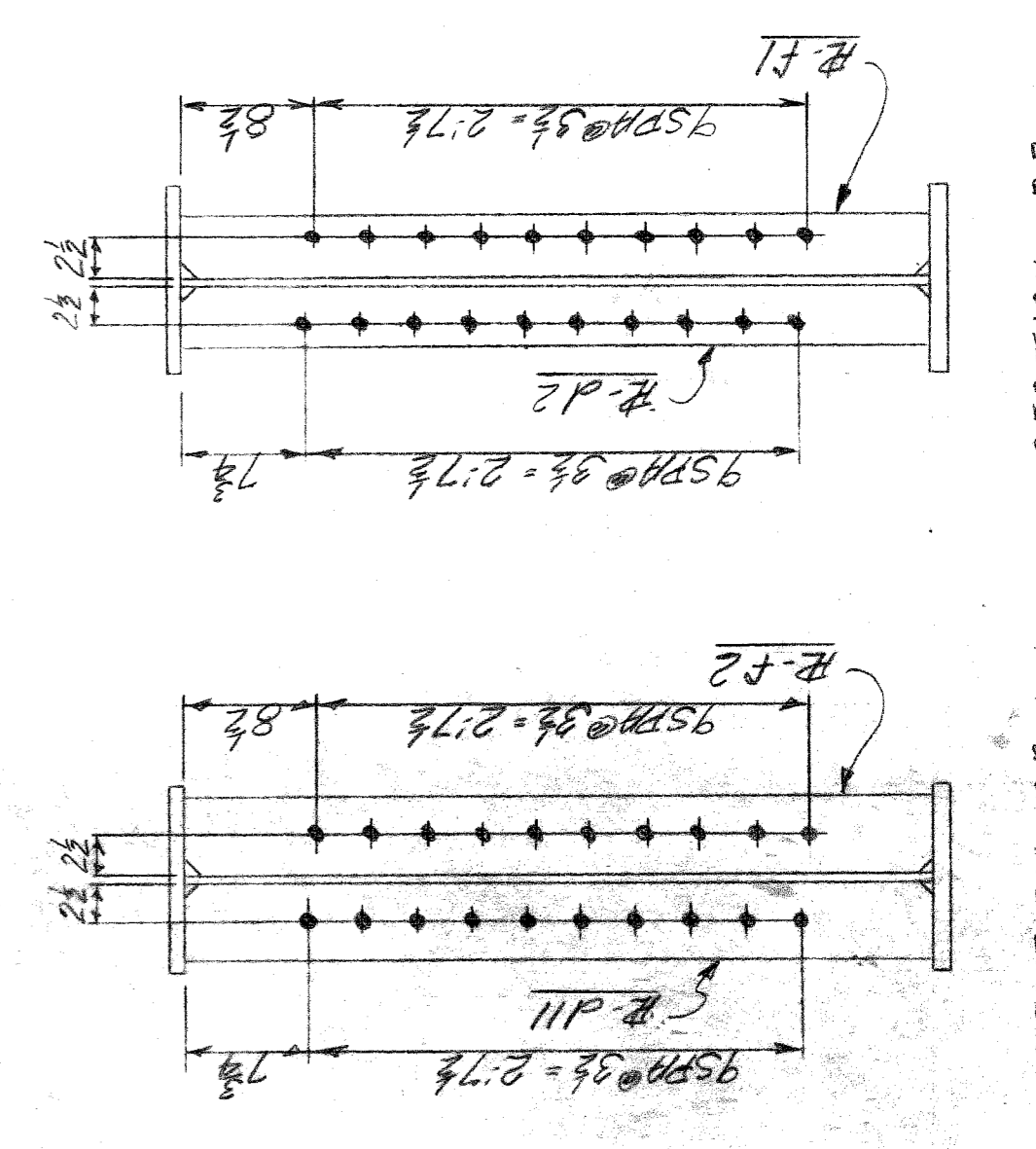
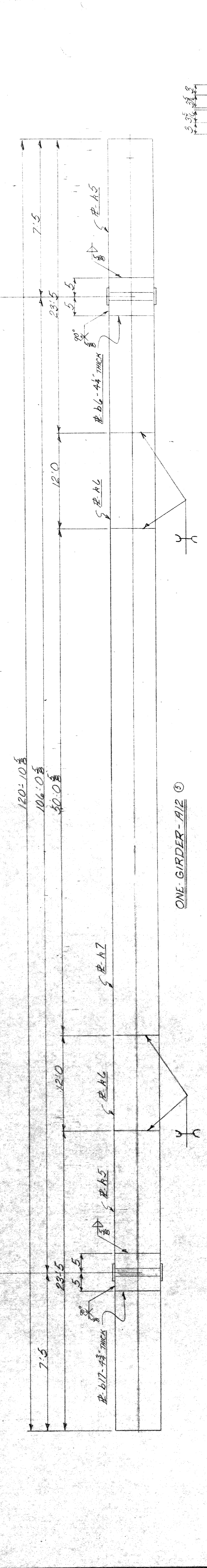
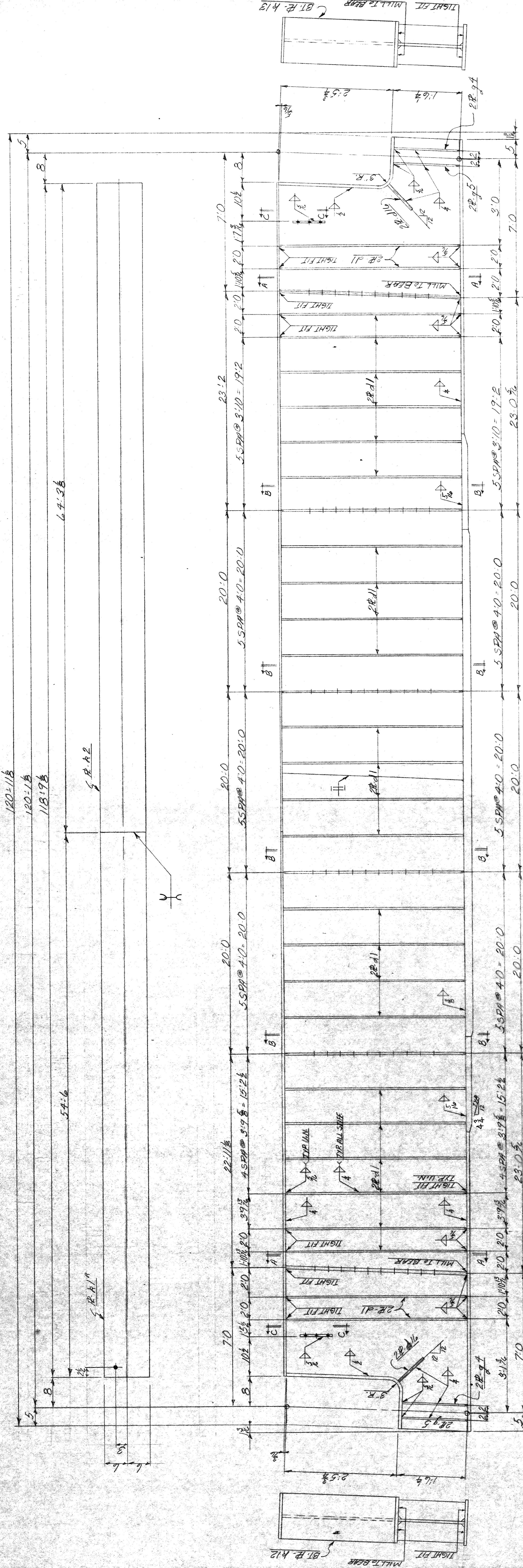
WAYNE COUNTY ROAD COMMISSIONERS
DETROIT, MICHIGAN
M. T. HUBBOTT - MOUND ROAD
GRADE SEPARATION
JOB NO. 246

Drawn: *RLB*
Checked: *CAK*
1-69

Approved: _____
Revised: _____

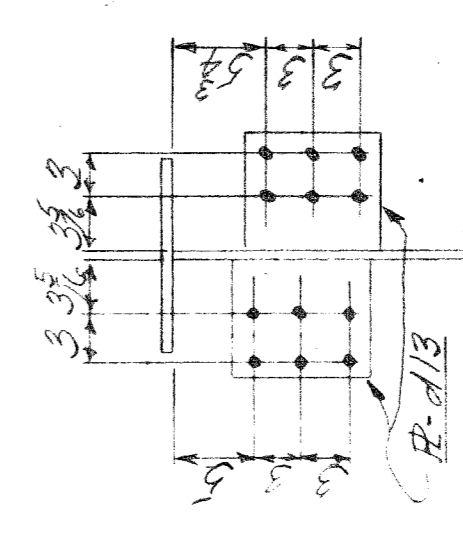
Contr. No. 467 Sh. 11

1 2 3 4 5 6 7 8 9 10 11 12 13 14 15 16 17 18 19 20 21 22 23 24 25 26 27 28 29 30 31 32 33 34 35 36 37 38 39 40 41 42 43 44 45 46 47 48 49 50



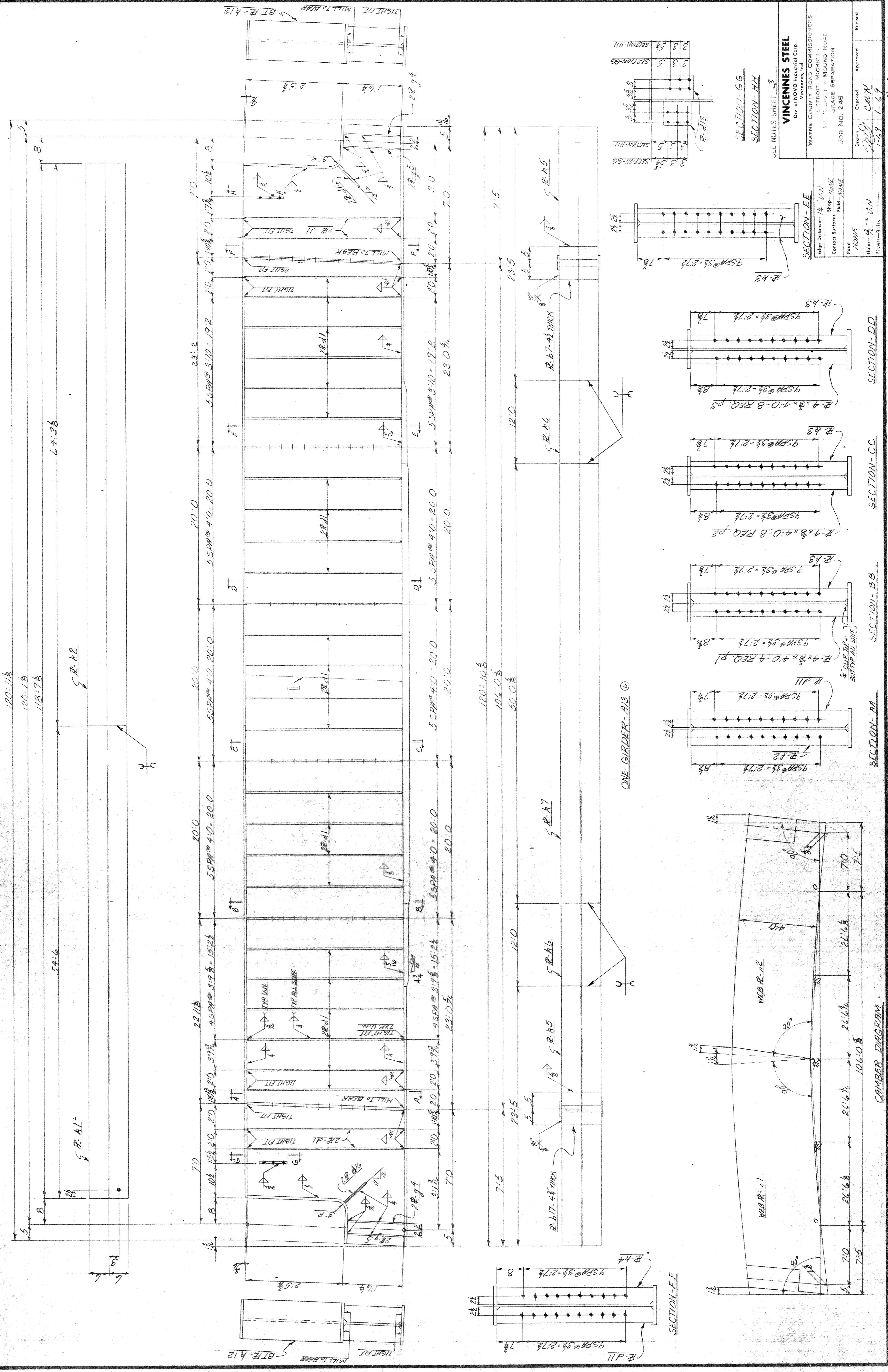
ONE GIRDER - A12 (5)

SECTION - C-C



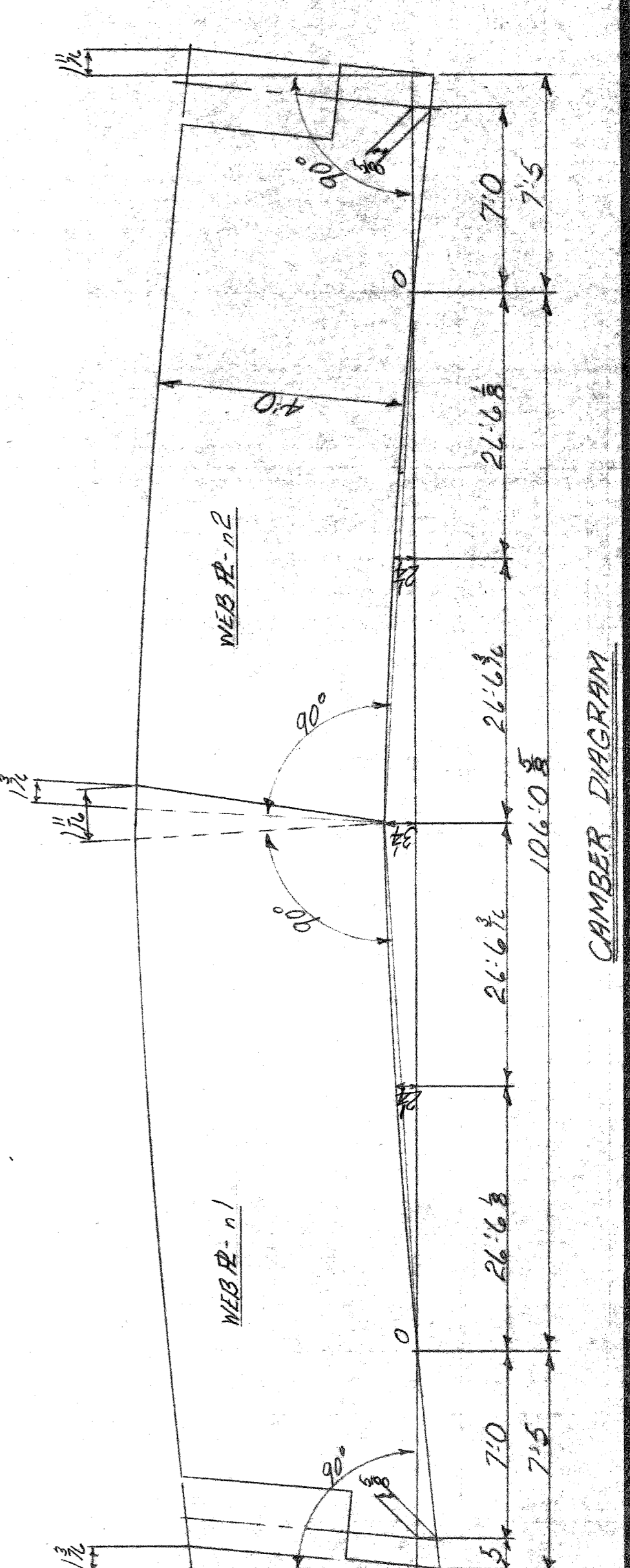
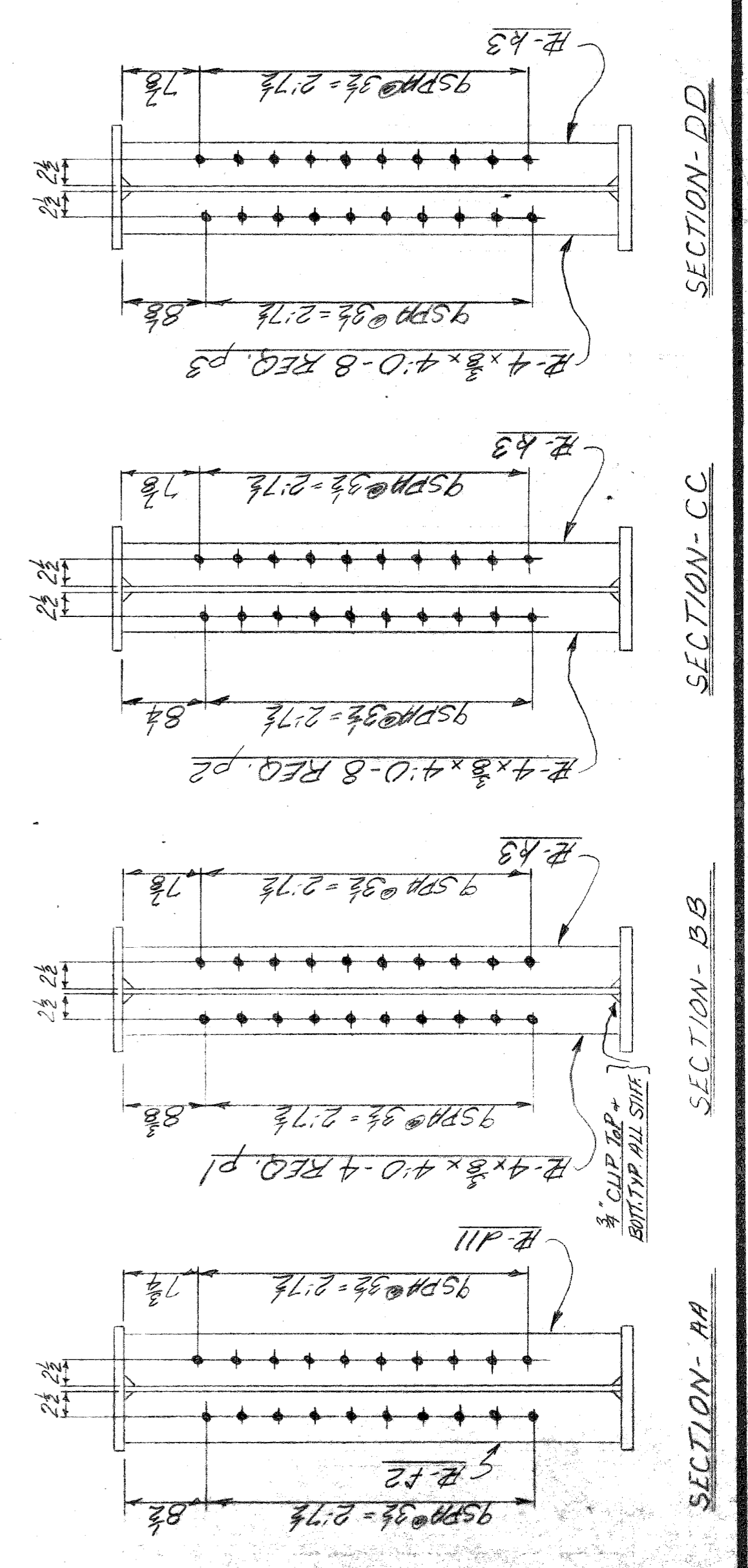
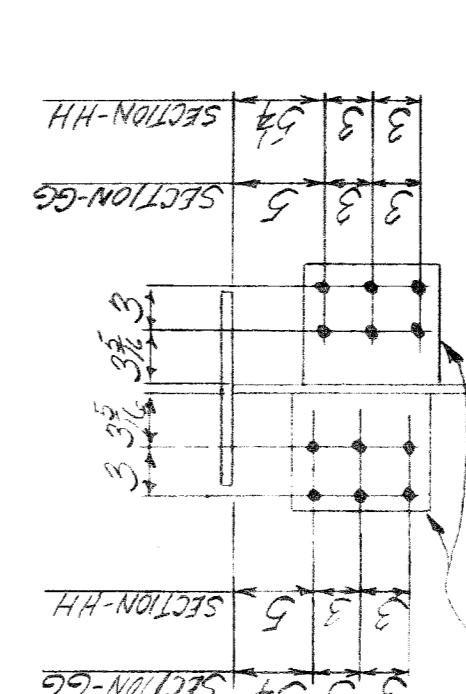
| | |
|---------------------------------|---------|
| SEE NO. 10 SHEET - 3 | |
| VINCENNES STEEL | |
| Div. of NOVO Industrial Corp. | |
| WAYNE COUNTY ROAD COMMISSIONERS | |
| DETROIT, MICHIGAN | |
| M.Y. CRAWFORD - MOUND ROAD | |
| GRADE SEPARATION | |
| JOB NO. 246 | |
| Drawn | Checked |
| Approved | Revised |
| 1/28 | 1/29 |
| 1-69 | 1-69 |
| Contr. No. | Sh. 12 |
| 467 | |

1 2 3 4 5 6 7 8 9 10 11 12 13 14 15 16 17 18 19 20 21 22 23 24 25 26 27 28 29 30 31 32 33 34 35 36 37 38 39 40 41 42 43 44 45 46 47 48 49 50

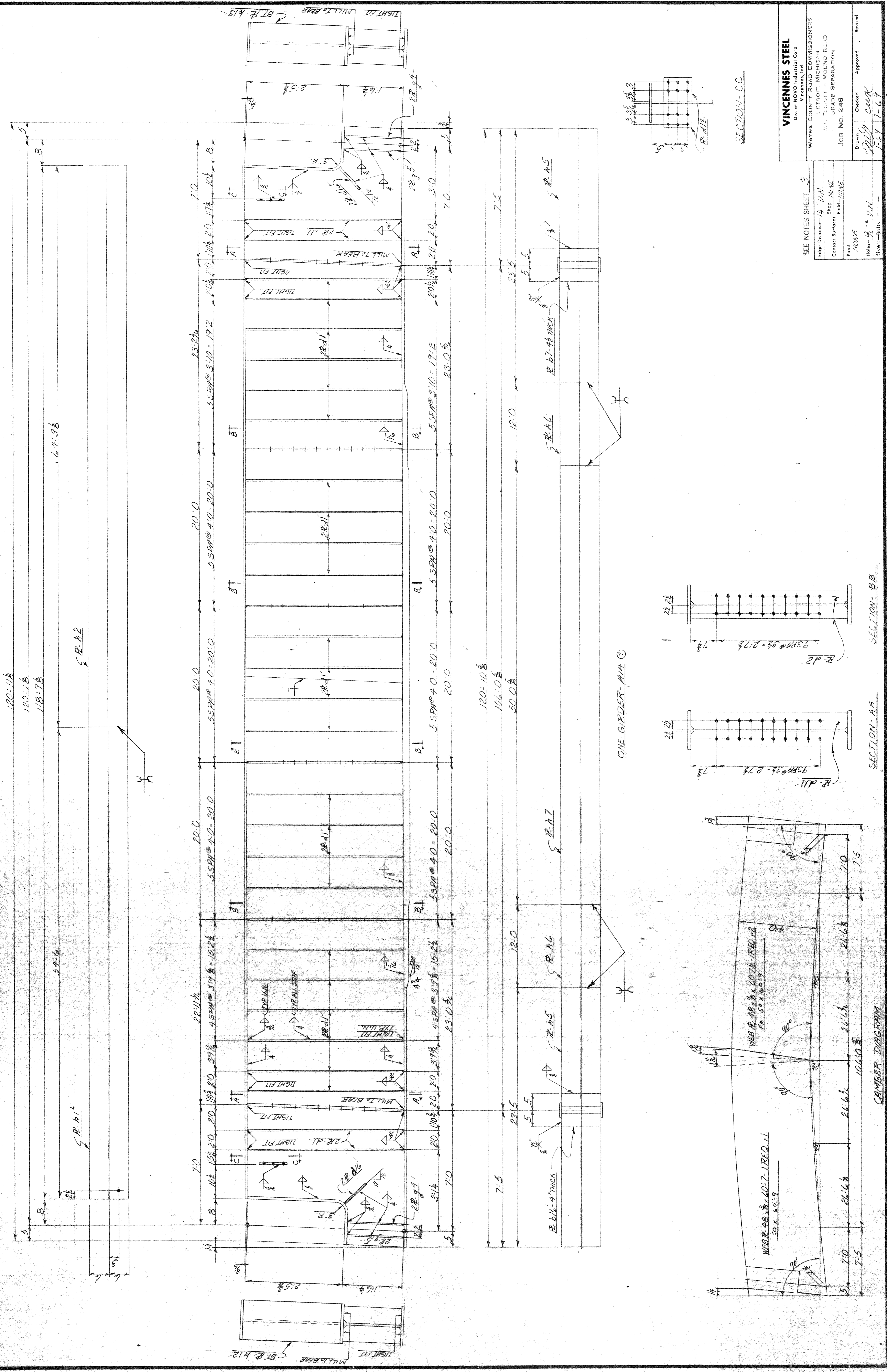


| | | | |
|-----------------|---------|----------|---------|
| Drawn | Checked | Approved | Revised |
| 1-69 | 1-69 | | |
| Job No. 246 | | | |
| Contract | | | |
| Shop Name | | | |
| Field Name | | | |
| Paint | | | |
| Holes | | | |
| Rivets-Bolts | | | |
| Edge Distance | | | |
| Contact Surface | | | |
| Field | | | |
| NONE | | | |
| Shop Name | | | |
| Field Name | | | |
| NONE | | | |
| Paint | | | |
| Holes | | | |
| Rivets-Bolts | | | |
| NONE | | | |
| Edge Distance | | | |
| Contact Surface | | | |
| Field | | | |
| NONE | | | |
| Shop Name | | | |
| Field Name | | | |
| NONE | | | |
| Paint | | | |
| Holes | | | |
| Rivets-Bolts | | | |
| NONE | | | |

VINCENNES STEEL
Div. of NOVOT Industrial Corp.
Vincennes, Ind.
WAYNE COUNTY ROAD COMMISSIONERS
DETROIT, MICHIGAN
17' CLOTT - MOUND ROAD
GRADE SEPARATION
JOB NO. 246



1 2 3 4 5 6 7 8 9 10 11 12 13 14 15 16 17 18 19 20 21 22 23 24 25 26 27 28 29 30 31 32 33 34 35 36 37 38 39 40 41 42 43 44 45 46 47 48 49 50

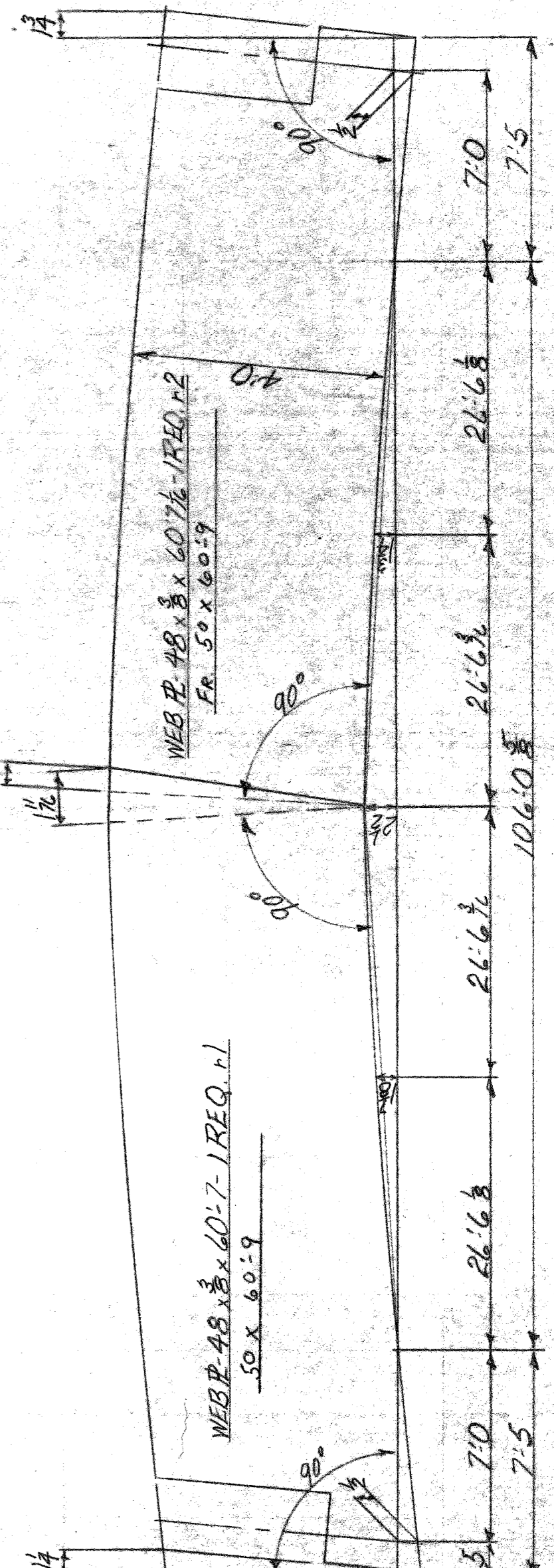
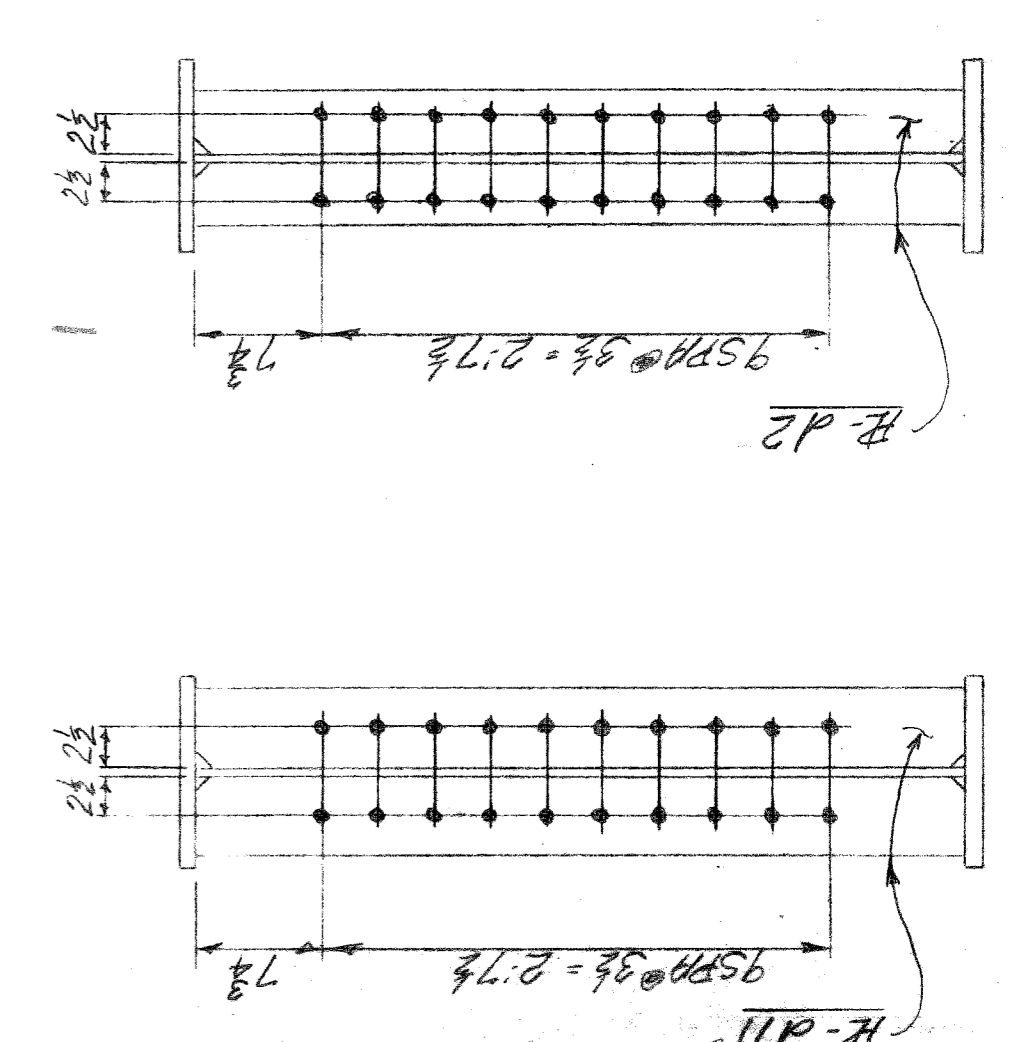
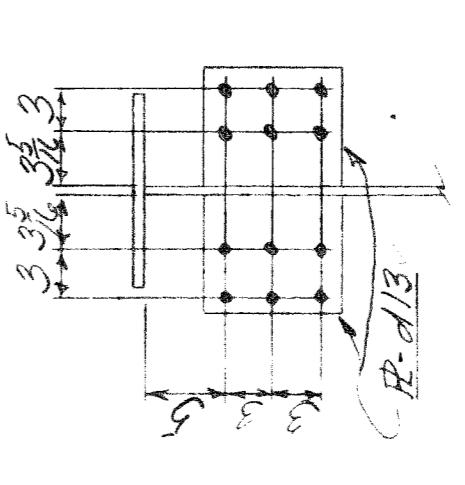


VINCENNES STEEL
 Div. of INVO Industrial Corp.
 Vincennes, Ind.

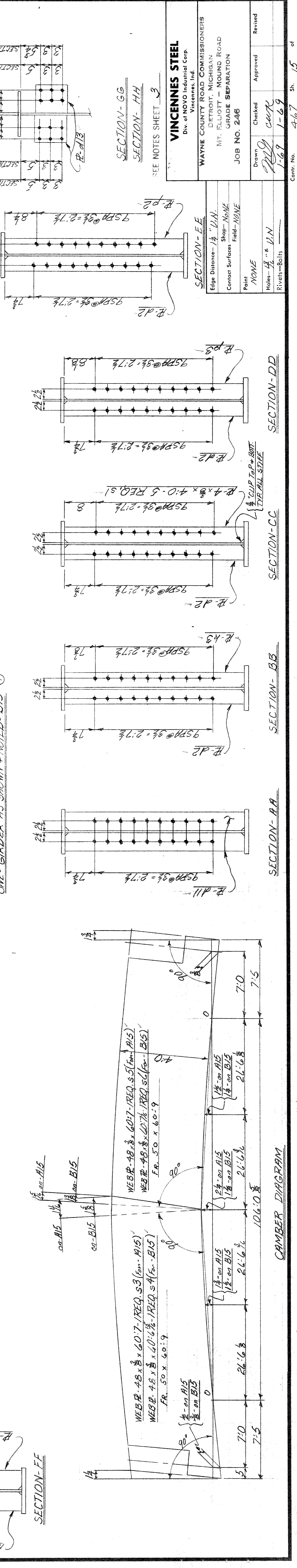

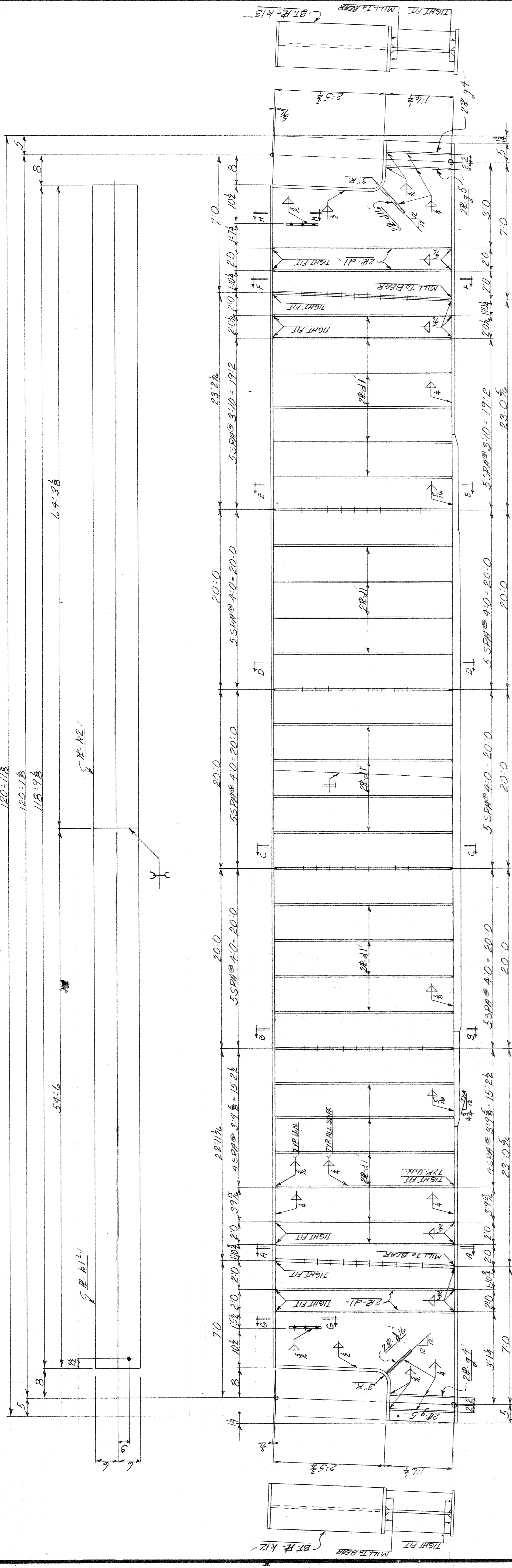
WAYNE COUNTY ROAD COMMISSIONERS
 E. DETROIT - MICHIGAN
 117 - SULLY - MOUND ROAD
 GRADE SEPARATION
 JOB NO. 246

Drawn: *RLG* Checked: *CMK* Approved: *CMK* Revised:
 1-69 1-69

SEE NOTES SHEET 3
 Edge Distance - 1" MIN
 Shop Name
 Contact Surface Field Name
 Paint NONE
 Holes - 1/2" MIN
 Rivets - Bolts



SECTION - AA
 SECTION - BB
 SECTION - CC
 CAMBER DIAGRAM



| | | | |
|------------|---|---|---|
| SECTION-GG | 3 | 3 | 3 |
| SECTION-HH | 3 | 3 | 3 |
| SECTION-IJ | 3 | 3 | 3 |

SECTION-GG
SECTION-HH
SECTION-IJ

VINCENNES STEEL
Div. of NOVO Industrial Corp.
Vincennes, Ind.
WAYNE COUNTY ROAD COMMISSIONERS
DETROIT - MICHIGAN
MT. ELLIOTT - MOUND ROAD
GRADE SEPARATION
JOB NO. 246

| | | | |
|-------|---------|----------|---------|
| Drawn | Checked | Approved | Revised |
| 1-69 | 1-69 | 1-69 | |
| 1-69 | 1-69 | 1-69 | |

Point: NONE
Holes: 1/4" x 1/4"
Rivets-Bolts: 1/4" UN

