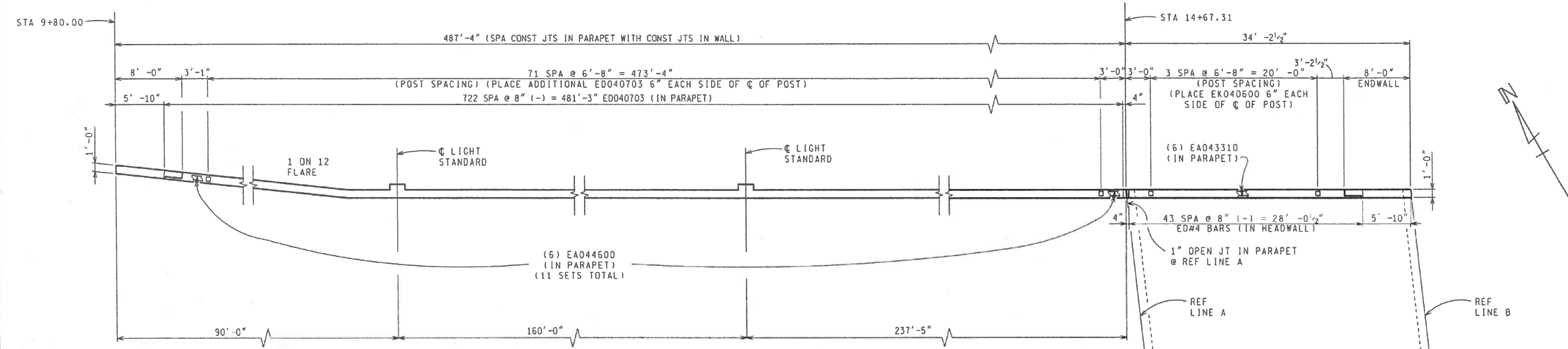
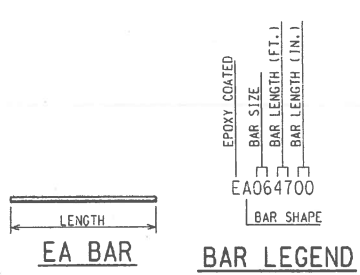
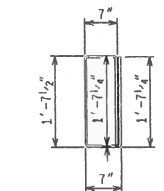
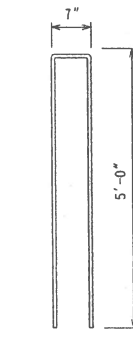
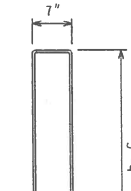
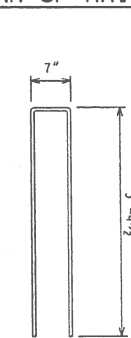
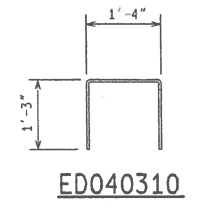
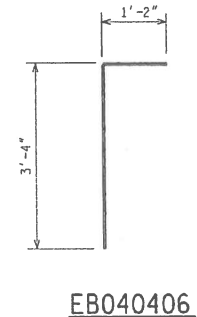


1 2 3 4 5 6 7 8 9 10 11 12 13 14 15 16 17 18 19 20 21 22 23 24 25 26 27 28 29 30 31 32 33 34 35 36 37 38 39 40 41 42 43 44 45 46 47 48 49 50 51 52 53 54 55 56 57 58 59 60 61 62

REVISIONS			
NO.	DESCRIPTION	DATE	BY



PLAN OF RAILING



EPOXY COATED STEEL REINFORCEMENT		
BAR	NO. REQ'D	TOTAL WT
EA040410	8	26
EA040706	8	40
EA043310	12	271
EA044600	66	2029
EB040406	6	18
ED040310	6	15
ED040703	867	4200
ED060704	16	176
ED061007	8	127
EK040600	12	48

MISCELLANEOUS QUANTITIES	
534 Ft	Bridge Railing, Aesthetic Parapet Tube, Modified
4 Cyd	Superstructure Conc
1 LS	Superstructure Conc. Form, Finish, and Cure (C01 of 63821)
6950 Lb	Reinforcement, Steel, Epoxy Coated
69 Ft	Bentonite Waterstop

NOTES:

FOR NAME PLATE LOCATION, SEE GENERAL PLAN OF STRUCTURE SHEETS

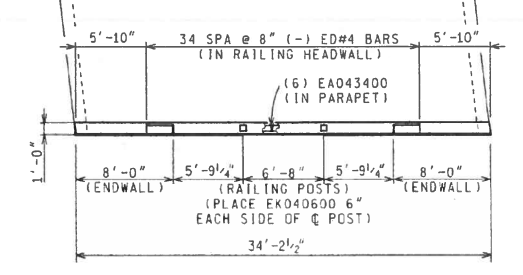
FOR BRIDGE RAILING, ANCHORAGE FOR GUARDRAIL AND NAME PLATE MOUNTING DETAILS, SEE STANDARD PLAN B-25-SERIES. FOR DETAILS OF NAME PLATES, MOLDINGS AND BEVELS, SEE STANDARD PLAN B-103-SERIES.

A RUBBED SURFACE FINISH ON THE VERTICAL AND TOP CONCRETE SURFACES OF THE PARAPET RAILING IS REQUIRED ON THIS STRUCTURE.

LOW TEMPERATURE PROTECTION OF CONCRETE SHALL BE APPLIED ACCORDING TO SECTION 706.03 J. OF THE STANDARD SPECIFICATIONS FOR CONSTRUCTION. LOW TEMPERATURE PROTECTION OF CONCRETE WILL NOT BE PAID FOR SEPARATELY, BUT WILL BE INCLUDED IN THE BID ITEM "Superstructure Conc".

THE LIGHT STANDARD ANCHOR BOLT ASSEMBLIES & POLES SHALL BE PROVIDED BY DETROIT EDISON AND INSTALLED BY THE CONTRACTOR. INSTALLATION IS INCLUDED IN PAYMENT FOR "Bridge Railing, Aesthetic Parapet Tube, Modified".

THE UTILITY COMPANY SHALL BE NOTIFIED 10 WORKING DAYS IN ADVANCE FOR REMOVAL OF THE EXISTING LIGHT STANDARDS AND 10 WORKING DAYS IN ADVANCE OF THE TIME OF INSTALLATION OF THE PROPOSED DUCTS IN THE SIDEWALK.



CULVERT & RETAINING WALL RAILING DETAILS				
DATE	CONT. SEC.	JOB NO.	DESIGN UNIT	SHEET
01-04-06	C01 OF 63821	72614A	FEUERSTEIN	20 OF 22

DATE: 01-04-06
 CORRECTED BY: L. BAILLY
 DATE: 09-27-05
 CHECKED BY:
 DRAWN BY: J. ROSS
 FILE NAME: c0163821.dwg