SCALE	HORIZONTAL	BOOK NO. PG.	LEVEL DATE	BEFORE STARTING CONSTRUCTION CONTRACTOR MUST CHECK WITH UTILITIES FOR LOCATIONS OF EXISTING STRUCTURES WHETHER OR NOT INDICATED ON PLANS.
	VERTICAL	PAVING COMPLETED		

BENCH MARKS ELEV

SYMBOL (Cp) AND (C3p)

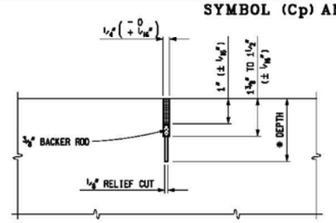

SYMBOL	LOAD TRANSFER	JOINT USE
(Cp)	YES	PAVEMENT
(C3p)	NO	SHOULDER

SAWED JOINT DETAIL

SAWED JOINT SEALED WITH LOW MODULUS HOT-POURED RUBBER-ASPHALT TYPE JOINT SEALING COMPOUND.

* DEPTH OF RELIEF CUT FOR JOINT (Cp) AND (C3p) SHALL BE 1/4 THE SLAB THICKNESS FOR PAVEMENTS LESS THAN OR EQUAL TO 7" IN THICKNESS AND 1/3 THE SLAB THICKNESS FOR PAVEMENTS GREATER THAN 7" THICK.

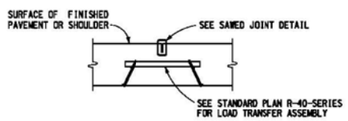

LOAD TRANSFER ASSEMBLY METHOD

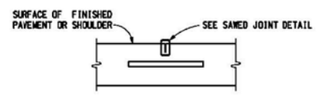

DOWEL BAR INSERTER METHOD

TRANSVERSE CONTRACTION JOINT

SYMBOL (W)

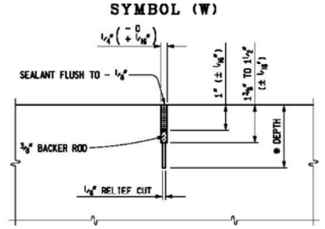

SAWED JOINT DETAIL

SAWED JOINT SEALED WITH LOW MODULUS HOT-POURED RUBBER-ASPHALT TYPE JOINT SEALING COMPOUND.

* DEPTH OF RELIEF CUT FOR JOINT 1/4 THE SLAB THICKNESS.

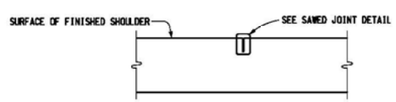

TRANSVERSE AND INTERSECTION PLANE OF WEAKNESS JOINTS

MDOT Michigan Department of Transportation

PREPARED BY DESIGN DIVISION

DRAWN BY: B.L.T.

CHECKED BY: W.K.P.

DEPARTMENT DIRECTOR
Kirk T. Steudle

APPROVED BY: _____ ENGINEER OF DELIVERY

APPROVED BY: _____ ENGINEER OF DEVELOPMENT

MICHIGAN DEPARTMENT OF TRANSPORTATION
BUREAU OF DEVELOPMENT STANDARD PLAN FOR

TRANSVERSE PAVEMENT JOINTS
(PLAIN CONCRETE PAVEMENT)

F.H.W.A. APPROVAL	9-25-2017 PLAN DATE	R-39-K	SHEET 1 OF 5

SYMBOL (E2) AND (E4)

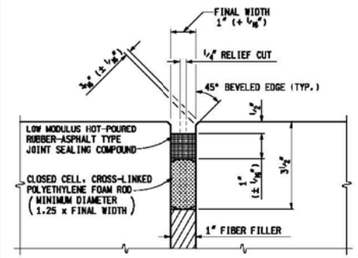

SAWED JOINT DETAIL

SAWED JOINT SEALED WITH LOW MODULUS HOT-POURED RUBBER-ASPHALT TYPE JOINT SEALING COMPOUND.

NOTE:

THE FINAL WIDTH OF THE GROOVE SHALL BE 1" + 1/16" PLUS ANY INCREASE OR MINUS ANY DECREASE IN THE WIDTH OF THE RELIEF CUT. THE FINAL SAW CUT SHALL BE TO THE TOP OF THE FIBER FILLER WITH A MINIMUM DEPTH AS SHOWN AND SHALL BE CENTERED OVER THE FIBER FILLER WITH A HORIZONTAL TOLERANCE OF 1/4". FIBER FILLER FOR EXPANSION JOINTS IN CONCRETE SHOULDERS SHALL BE FREE OF HOLES OR OTHER DEFECTS AND TRIMMED TO FIT SHOULDER CONFIGURATIONS.

SYMBOL	LOAD TRANSFER ASSEMBLY	JOINT USE
(E2)	YES	PAVEMENT
(E4)	NO	SHOULDER

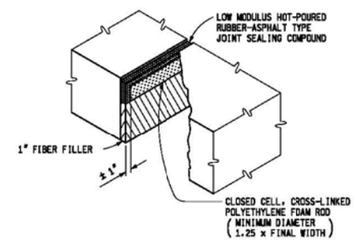

OUTSIDE EDGE TREATMENT

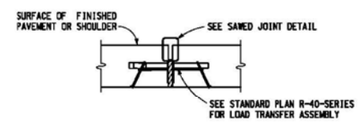

TRANSVERSE EXPANSION JOINT

SYMBOL (U)

1/8" SAWED JOINT OR A FORMED JOINT MADE BY PLACING 1/8" HARDBOARD OR OTHER APPROVED MATERIAL FLUSH WITH THE SURFACE OF THE CONCRETE BASE COURSE AND TRUE TO POSITION AND LINE BEFORE THE CONCRETE HAS SET

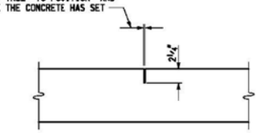

TRANSVERSE PLANE OF WEAKNESS JOINTS IN CONCRETE BASE COURSE

MICHIGAN DEPARTMENT OF TRANSPORTATION
BUREAU OF DEVELOPMENT STANDARD PLAN FOR

TRANSVERSE PAVEMENT JOINTS
(PLAIN CONCRETE PAVEMENT)

F.H.W.A. APPROVAL	9-25-2017 PLAN DATE	R-39-K	SHEET 2 OF 5

AS-LET PLAN REVISIONS							
NO.	DATE	AUTH	DESCRIPTION	NO.	DATE	AUTH	DESCRIPTION

MDOT Michigan Department of Transportation

VERT. (FT) 0 — HORZ. (FT) 0

FILE:

DATE: DESIGN UNIT: TSC:

CS: JN:

DRAWING SHEET

EXISTING

FOR INFORMATION ONLY

DO NOT WORK FROM THIS SHEET. THE INFORMATION SHOWN HERE IS FOR REFERENCE ONLY. NO PAY ITEMS ARE SHOWN.

DESCRIPTION	DR	NCK	DAPV	DATE
REVISIONS				

	BY	CHECKED BY	APPROVED:
PLAN			
GRADE			ENGINEER OF STREETS
ESTIMATE			
FINAL	CHECK	REVIEW	

CITY OF DETROIT
CITY ENGINEERING DIVISION - D.P.W.
BUREAUS OF STREETS AND HIGHWAYS
FOR

WEST PARKWAY CULVERT OVER ASHCROFT - SHERWOOD DRAIN

ROAD - DETAILS

SHEET *10* OF *39* SHEETS

CONTRACT NO. *PW-6987*

ASSIGNMENT NO.

DATE *01/24/2018*