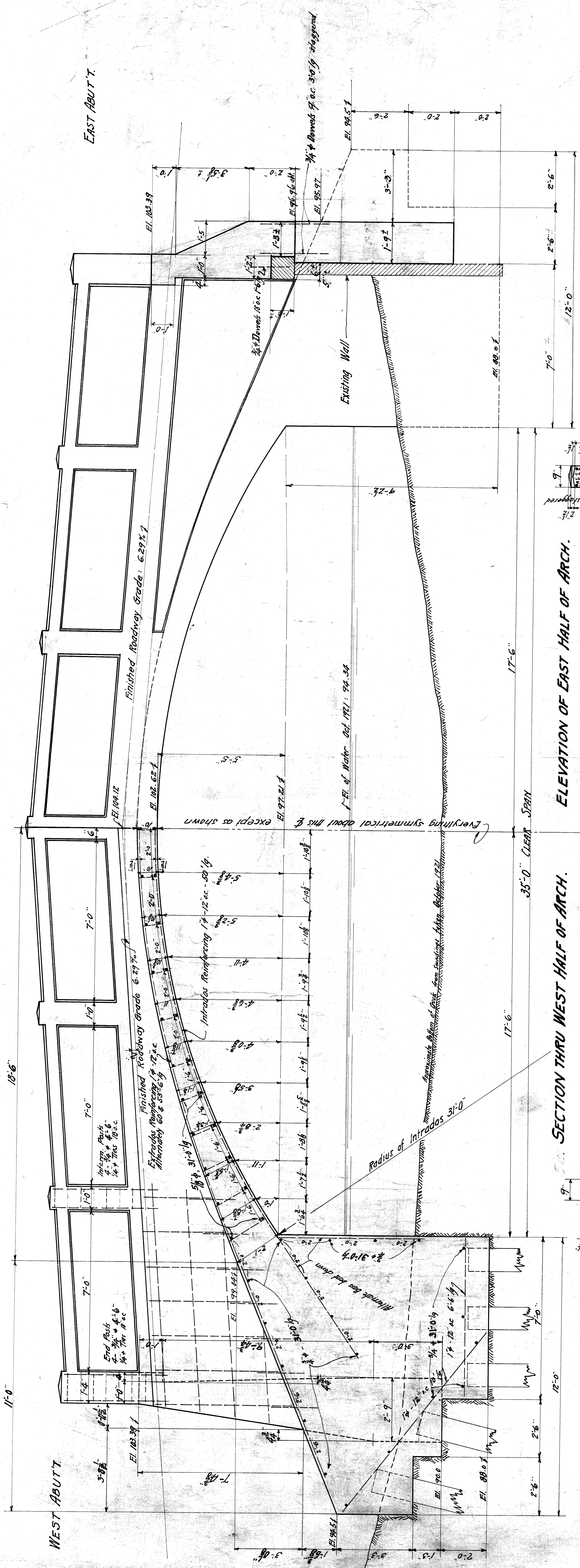
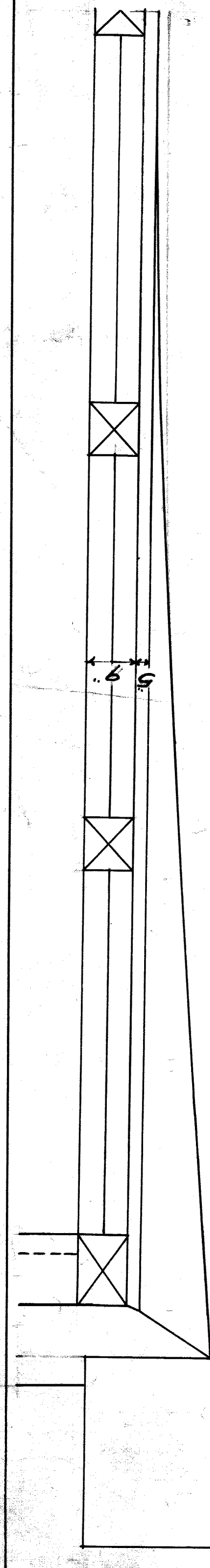


EXISTING KORTE AVE. BRIDGE
 CITY OF DETROIT
 DEPARTMENT OF PUBLIC WORKS
 OFFICE OF CITY ENGINEER
 DIVISION OF GRADE SEPARATION AND BRIDGES
 KORTE AVE. ARCH
 OVER
 FOX CREEK
 Made by: R.C.
 Checked by: J.C.B.
 Scale: 1/16" = 1'-0"

PLAN OF RAILING AND SPANDEL WALL




GENERAL NOTES
Leading: 18-ton Trucks
Concrete Stress: 650 psi with ± 40 Temperature Change included.
Steel Concrete Mix: 16000 psi
All bars lapped 30 dia
Wrs all bent at intersections.
Exposed corners chamfered to 1"

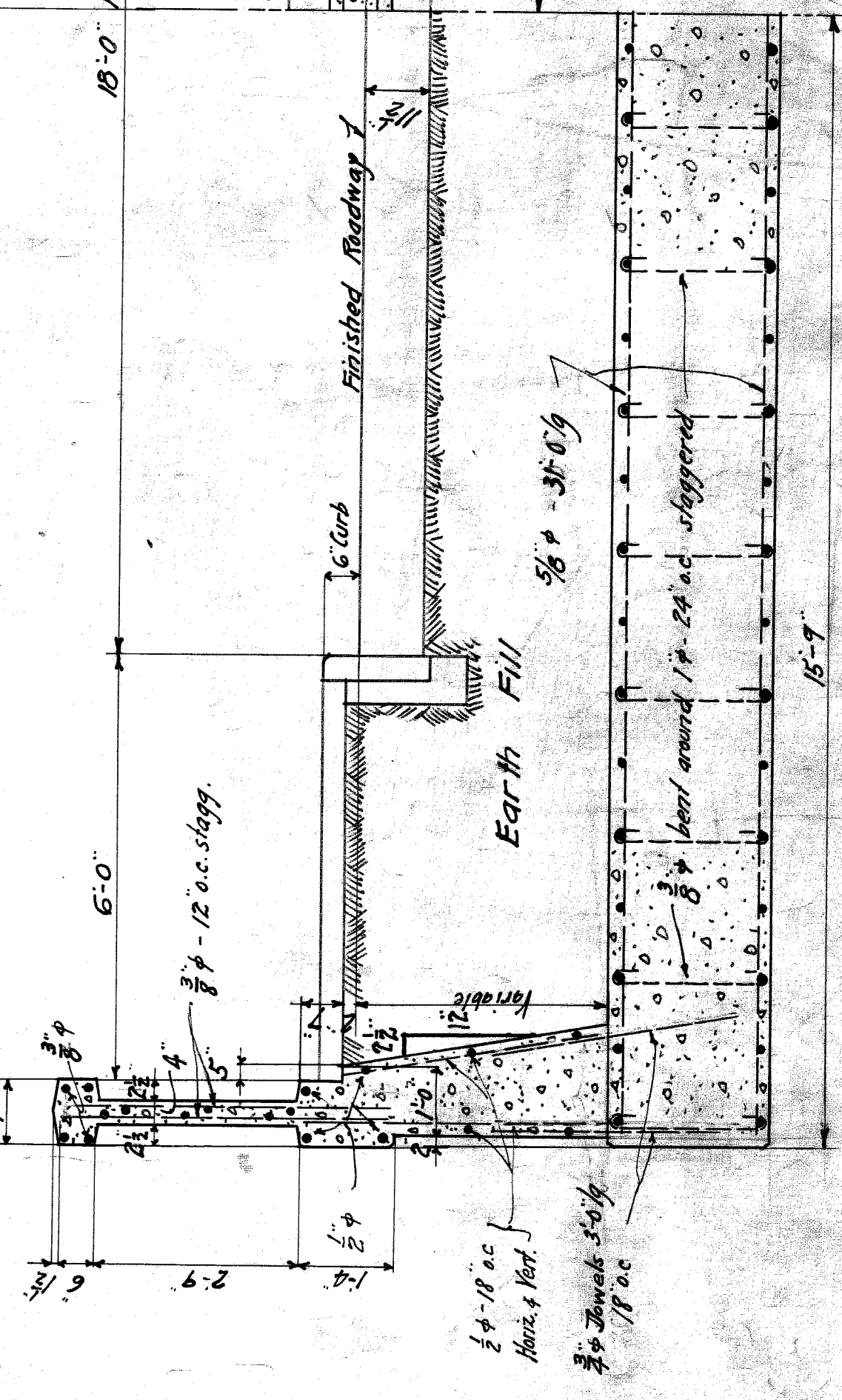
EXISTING KORTE AVE. BRIDGE
CITY OF DETROIT
DEPARTMENT OF PUBLIC WORKS
OFFICE OF CITY ENGINEER
DIVISION OF GRADE SEPARATION AND BRIDGES
KORTE AVE. ARCH
OVER
FOX CREEK
Scale 3/8" = 1'-0"

Made by: R.S.
Checked by: J.C.B.

ELEVATION OF EAST HALF OF ARCH.



SECTION THRU WEST HALF OF ARCH.



SECTION AT CROWN.

SECTION AT SPRINGING.