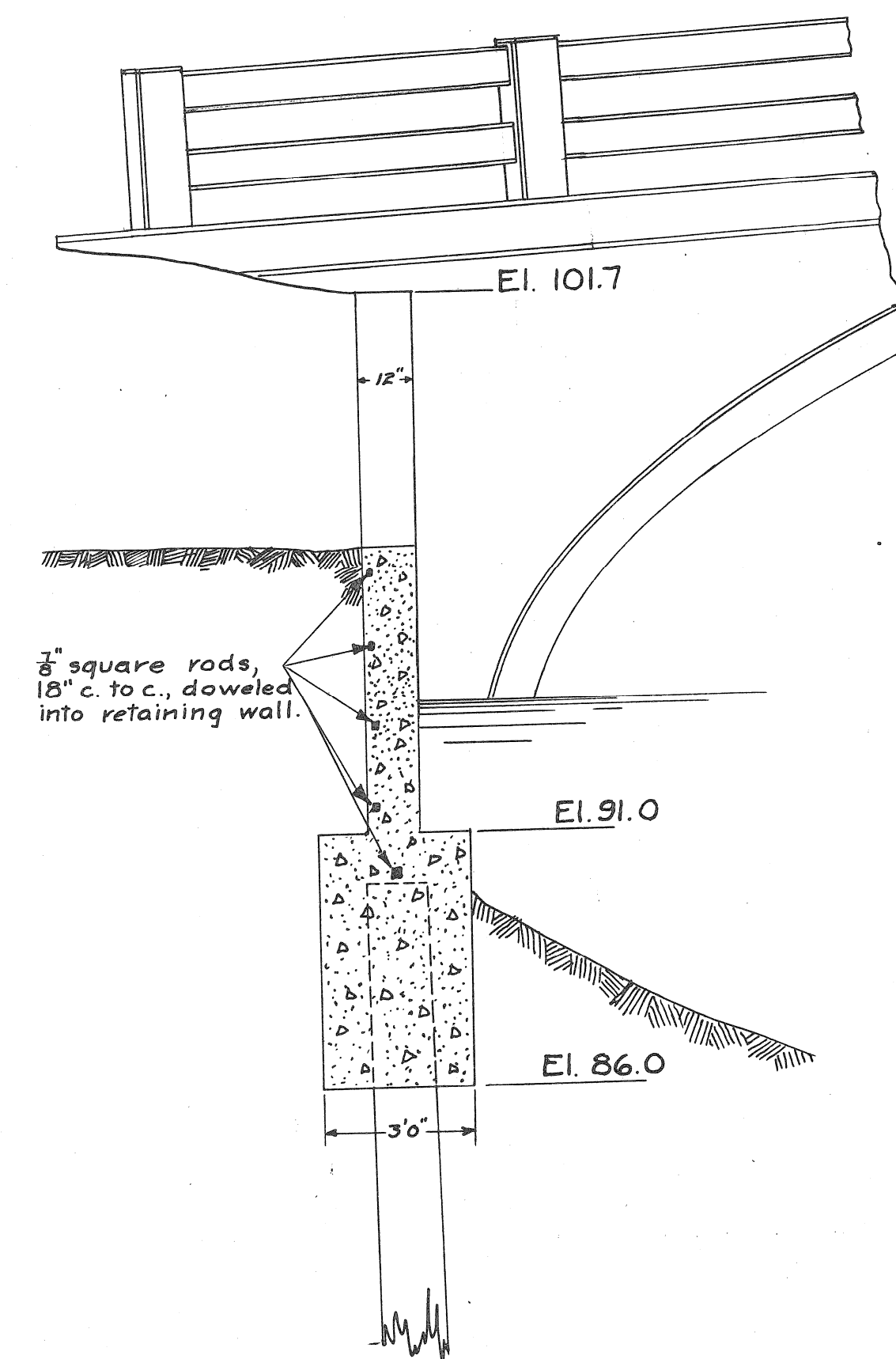
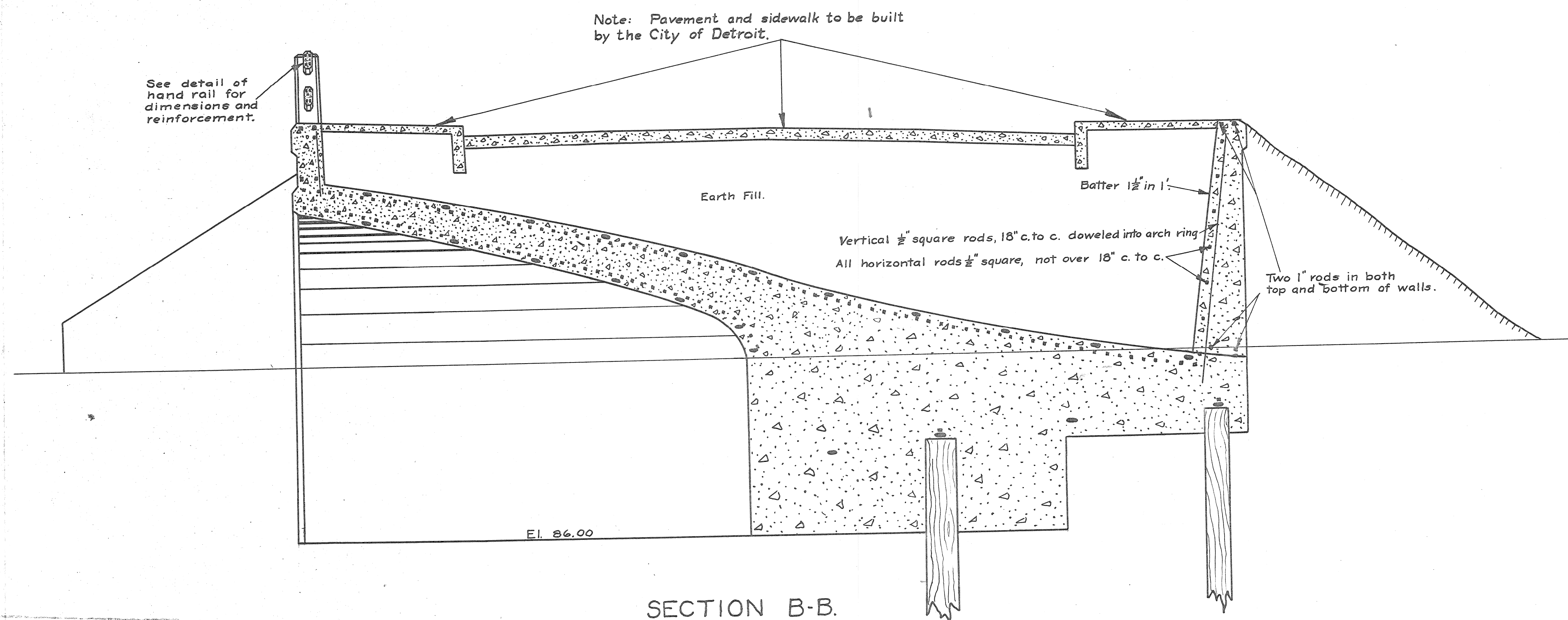


SECTION A-A.



SECTION D-D.



SECTION B-B.

APPROVED: *Charles H. Hubbell*  
City Engineer.  
APPROVED: *J. H. Anderson*  
Asst. Engineer.

ASHLAND AVE. BRIDGE  
OVER FOX CREEK  
SOUTH OF EAST JEFFERSON  
CONCRETE ARCH

CITY OF DETROIT  
CITY ENGINEER'S OFFICE.  
AUGUST 21, 1917.

CITY ENGINEER'S OFFICE  
GRADE SEPARATION & BRIDGES

Case A Drafter 13 I-2-C

Scale: 3"=1" Computed: *AB* Drawn *M&B* Checked *AB* Traced *AB*

A-13 II-3 11/22/1917  
File BW 2457



APPROVED: *Charles H. Hubbell* City Engineer.

APPROVED: *W. H. ...* Ass't Engineer.

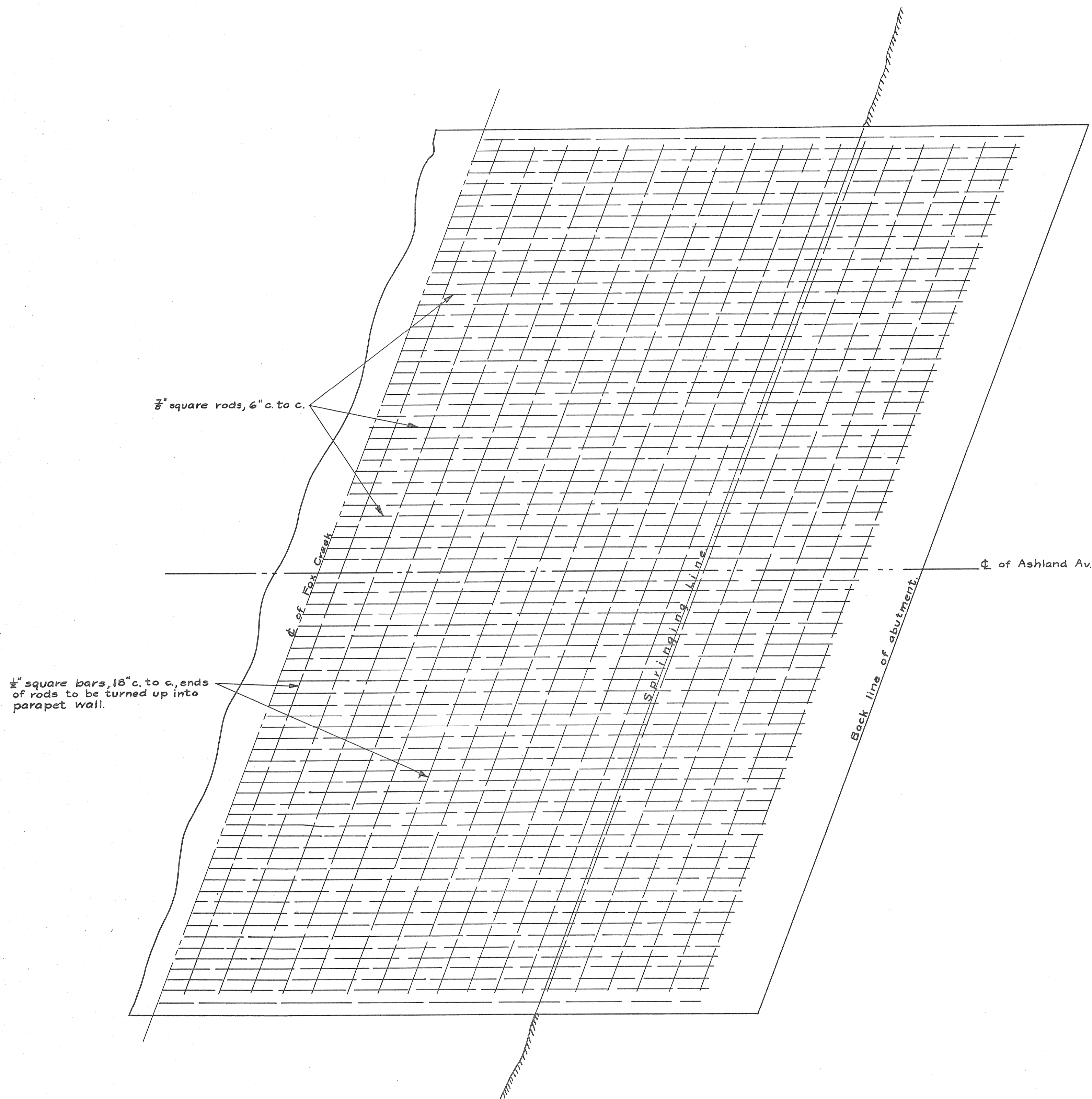
**ASHLAND AVE. BRIDGE  
OVER FOX CREEK  
SOUTH OF EAST JEFFERSON  
CONCRETE ARCH**

**CITY OF DETROIT**  
CITY ENGINEER'S OFFICE  
AUGUST 21, 1917

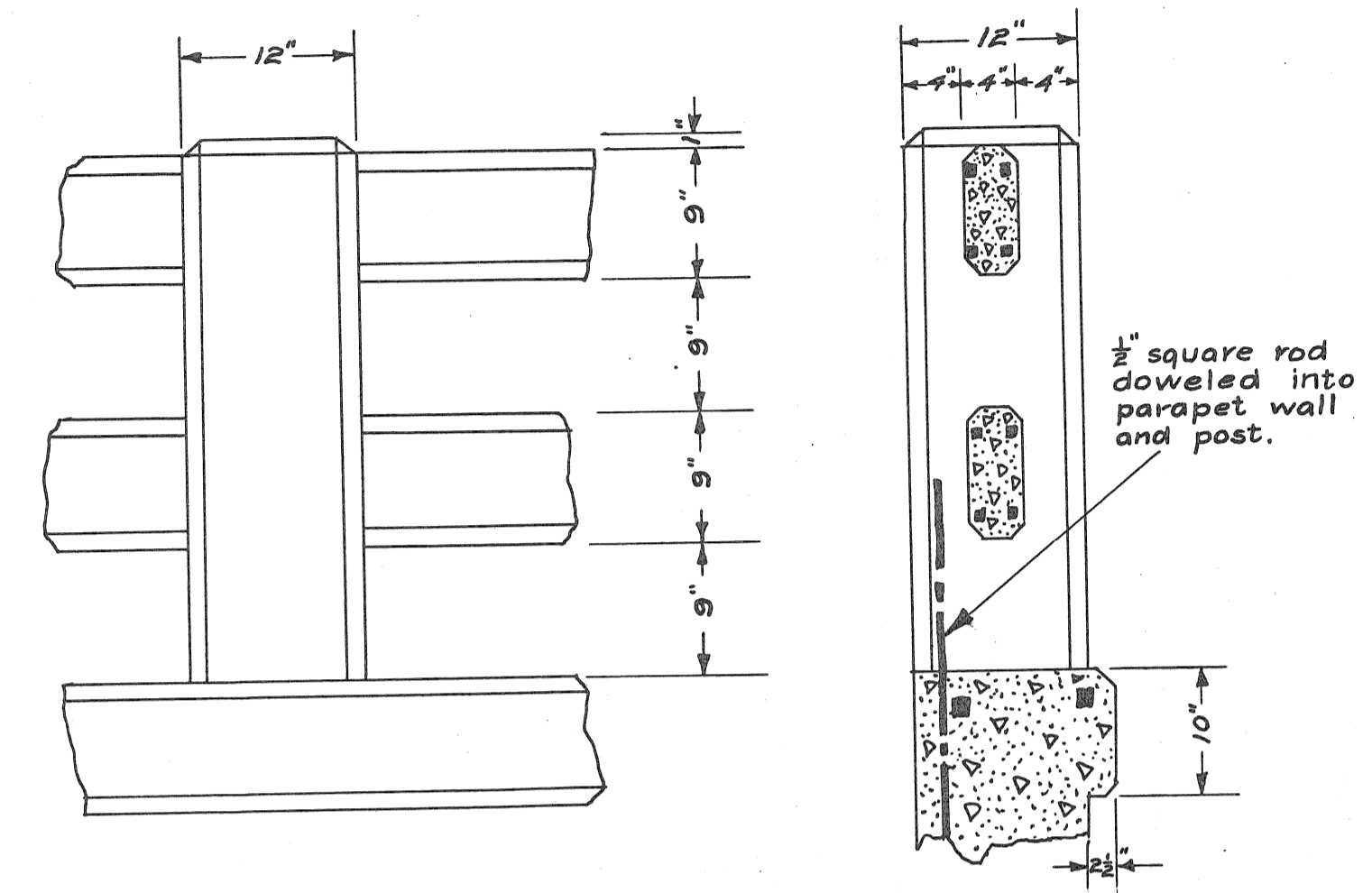
CITY ENGINEER'S OFFICE  
GRADE SEPARATION & BRIDGES  
Case A Drawn 13 No I-2-d

Scale: 3"=1" Computed: *M.S.* Drawn: *M.S.* Checked: *M.S.* Traced: *M.S.*

A-13 II-7  
File BW 24  
245-8



HALF-PLAN OF EXTRADOS REINFORCEMENT.  
Scale 3'=1"



DETAIL OF HAND RAIL  
Scale 1"=1'

APPROVED: *Phonetic Hubbell* City Engineer.  
APPROVED: *J. H. Hubbell* Ass't Engineer.

ASHLAND AVE. BRIDGE  
OVER FOX CREEK  
SOUTH OF EAST JEFFERSON  
CONCRETE ARCH

CITY OF DETROIT  
CITY ENGINEER'S OFFICE  
AUGUST 21, 1917

CITY ENGINEER'S OFFICE  
GRADE DEPARTMENT & BRIDGES  
Case A Drawn 13 No. 120

Scale: As Shown Computed: *MB* Drawn: *MB* Checked: *MB* Traced: *A. de la*

4-13 II-5  
File BW 245-9