

QUARTER PLAN OF DECK

Other 3 quarters same or oppsite hand.



HALF CROSS SECTION

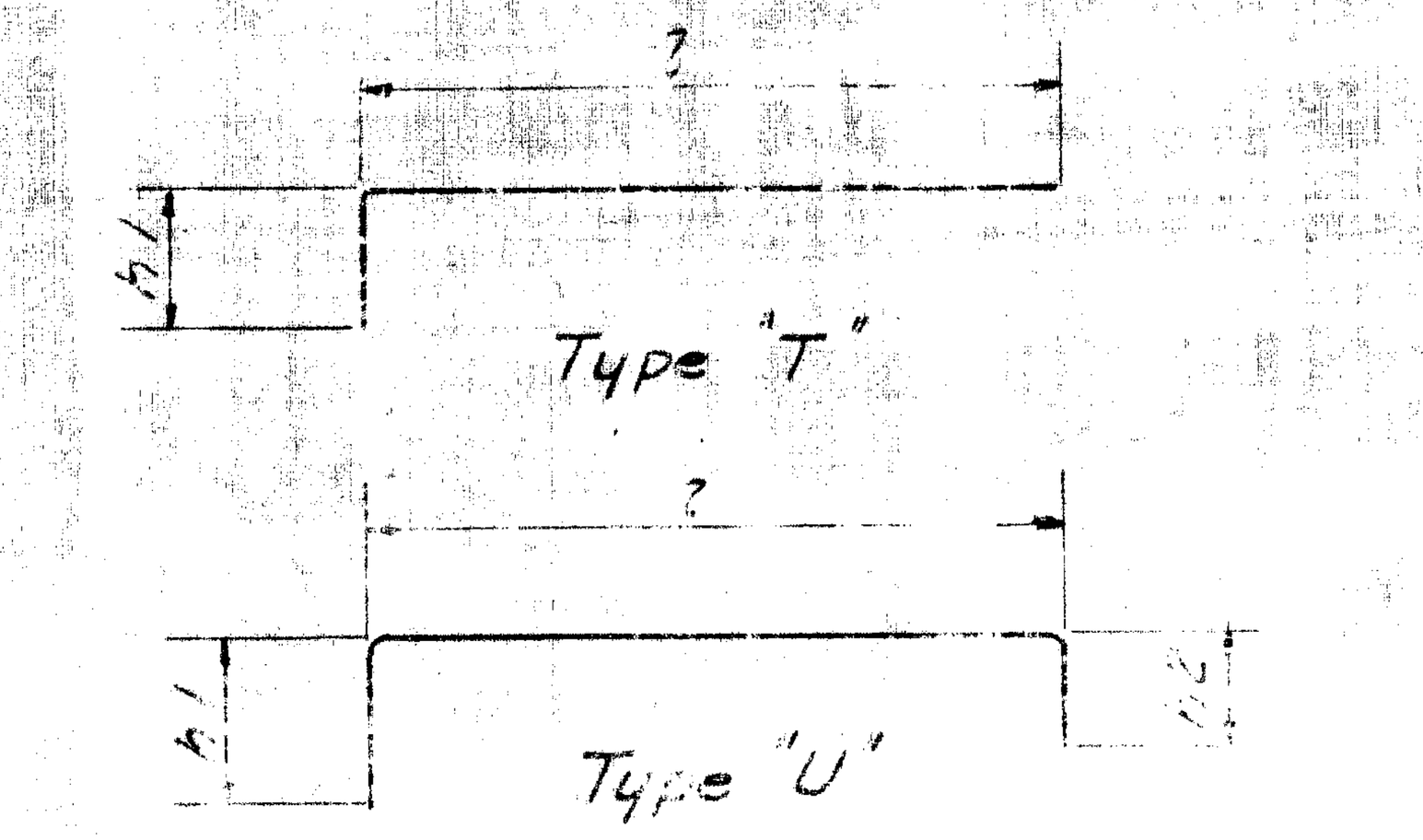

REINFORCING STEEL SCHEDULE

MK	Pcs.	Size	Length	l	h1	h2	Remarks
S1	384	5/8φ	27'-8	27'-2"			
T1	124	5/8φ	28'-10"	26'-0"	2'-10"		
S2	124	5/8φ	26'-8	26'-2			
A1	32	3/4φ	35'-9"				Straight
U1	198	1/2□	14'-1	12'-0	1'-6"	0'-7"	
S3	198	1/2□	13'-5	13'-0			
T2	32	1/2□	26'-7	25'-6"	1'-1"		
T3	28	1/2□	27'-2	26'-4"	0'-10"		
A2	4	1/2□	27'-0				Straight
A3	16	1/2□	10'-3				do

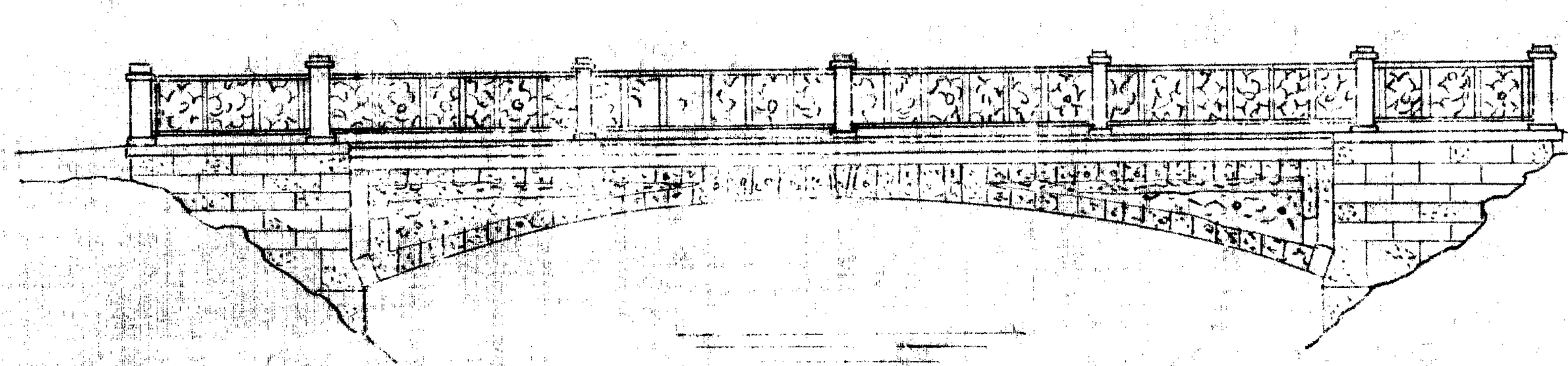

ELEVATION OF BRIDGE

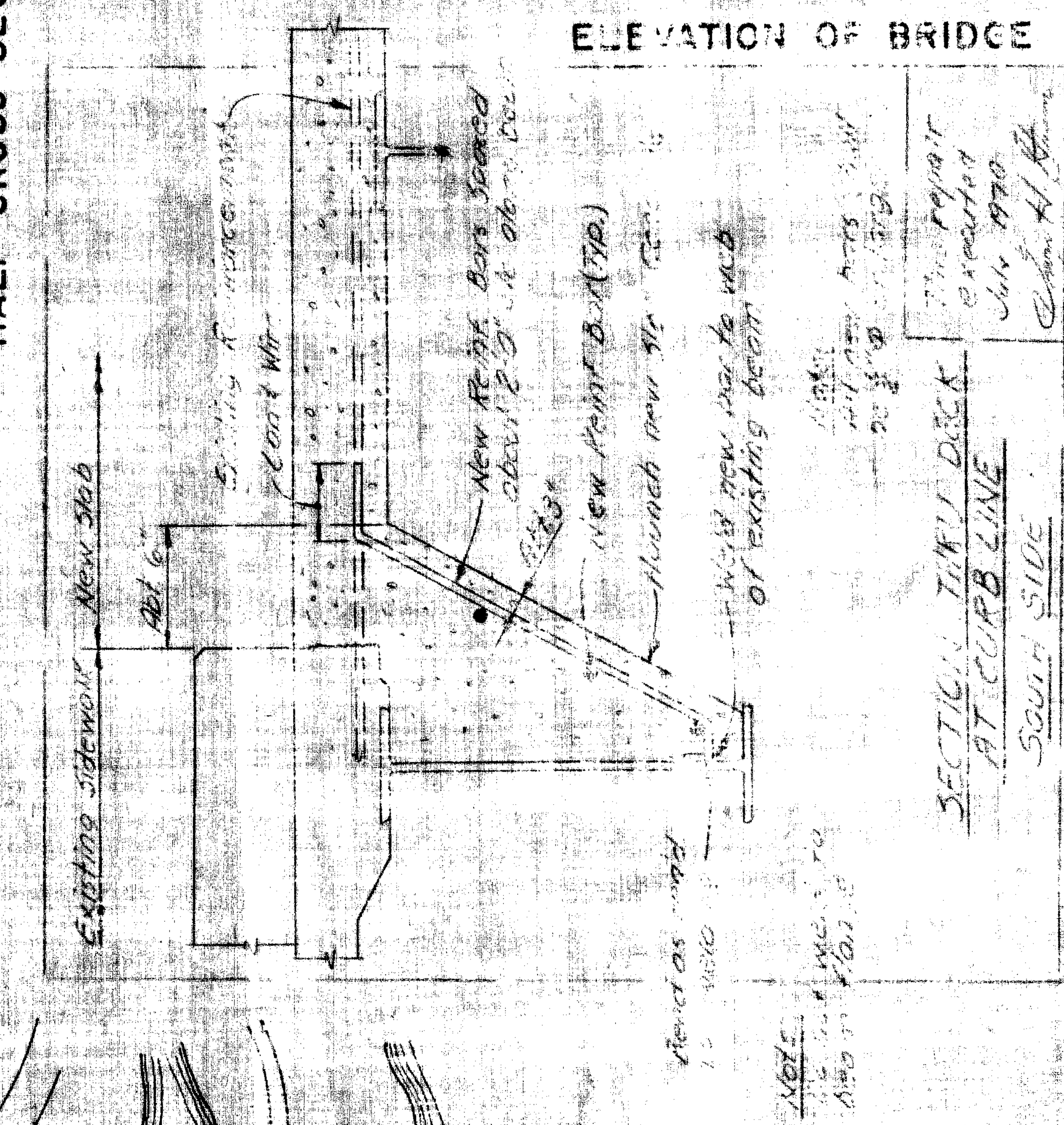

PRINCIPLE QUANTITIES - SUPERSTRUCTURE		
Structural Steel - Unfabricated	42.55	Tons
" " Fabricated	1.28	Tons
Concrete - Two Sidewalk Slabs	36.0	Cu. Yds.
" Roadway Slab	93.0	" "
Wearing Surface - Bridge Deck	275.0	Sq. Yds.
New Curbs - Approaches	200.0±	Lin. Ft.
New Pavement - "	260.0±	Sq. Yds.
Reinforcing Steel	26,300	Lbs.

NOTES

SPECIFICATIONS: See "Brief Specifications for the Reconstruction of Bridge over Loop Canal – Central Ave. - Belle Isle." Loading - Roadway - 20 Ton Trucks and 30% Impact. Sidewalk - 100#/Sq. Ft. - No Impact.

CONCRETE: To be proportioned by "Water Cement" ratio for 3000# per sq. inch at twenty eight days. All exposed edges shall be bevelled 3/4" unless otherwise specified.

WEARING SURFACE: The wearing surface shall be carefully finished to the exact crown of the road and no depression greater than (1/8) one eigth inch shall be allowed when measured from a strike board at right angle to the ℄ of Road. No depression greater than (1/4) one quarter inch shall be allowed in a continuous distance of ten feet parallel to the ℄ of Road.

REINFORCING: All bars shall be deformed bars of current intermediate grade as specified in the A.S.T.M. Standard Specifications for Billet Steel Reinforcing Bars (Serial Designation A-15-39). All bars to be securely wired together at each intersection. At splices, bars shall lap for a length of 40 diameters. All bars shall be securely tagged before being shipped to job. No cement to be placed until bars to be encased are securely fastened in place.

WATER-PROOFING: Surface of Floor Slab, underwearing surface shall be painted with a heavy coat (about 1/8" thick) of approved asphalt paint.

CONSTRUCTION JOINTS: Shall be located as shown and no other joints will be permitted except by approval of the City Engineer.

PAINTING: All new Steel to be shipped unpainted. After erection paint all exposed surfaces of new steel with one heavy coat of red lead paint. Second coat to be Detroit Graphite or equal. Color to be selected by the Commissioner of Parks & Boulevard. Second coat to be applied to all steel, new and existing, including railings.

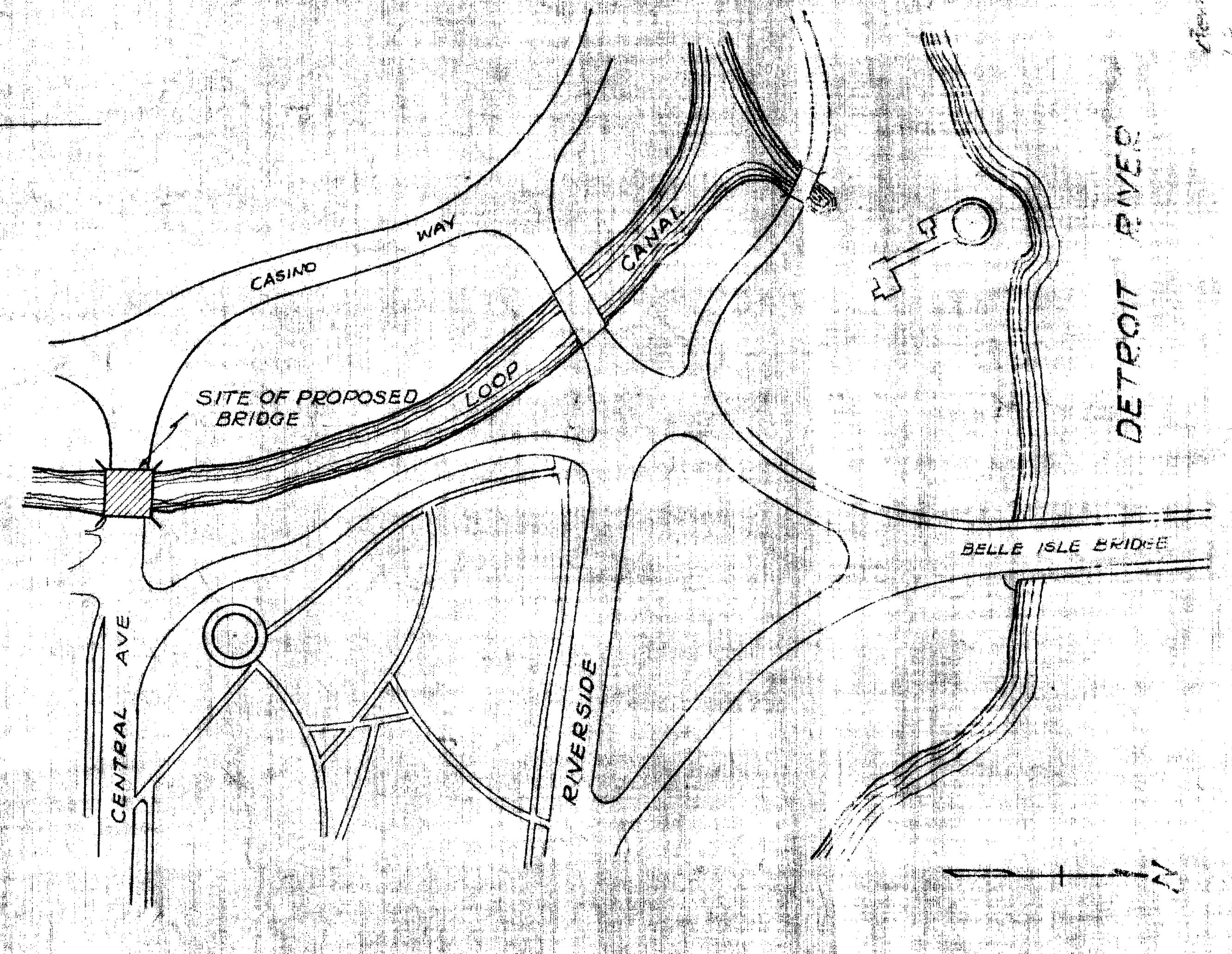

LOCATION PLAN

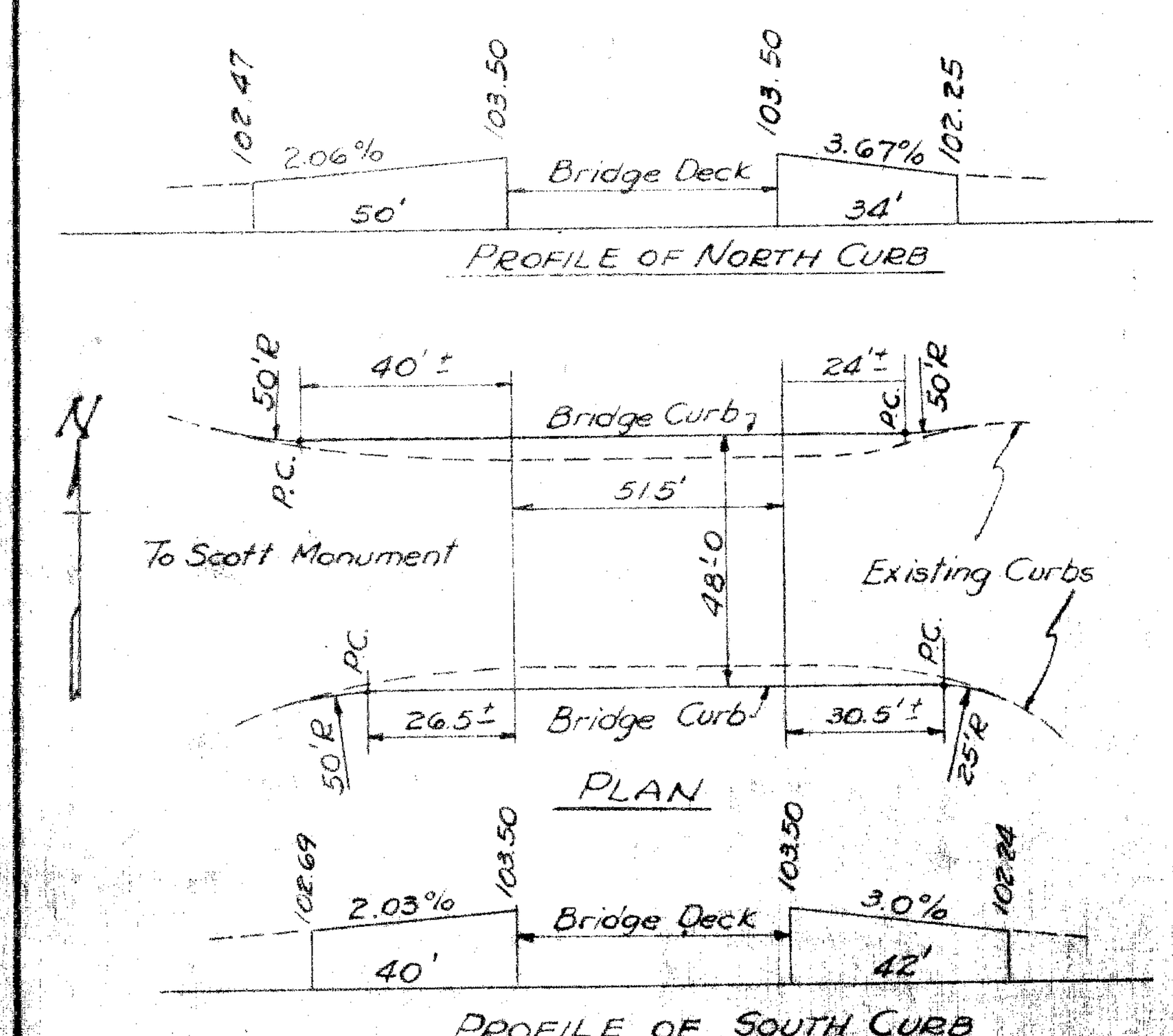

PAVING PLAN OF APPROACHES

Scale Horz. 1"=40' Vert. 1"=10'

			DR'N	CK'D	APP'D	DATE
G						
F						
E						
D						
C						
B						
A	Reinf. Steel Schedule Revised		M.D.			
NOTED BY	DESCRIPTION					
	REVISIONS					

REFERENCE DRAWINGS			APPROVED:
DESIGNED BY	R. Schulhof		
DRAWN BY	R.S.	7-25-40	
TRACED BY	M. Deo		ENGINEER OF PUBLIC STRUCTURES
CHECKED BY	R.S.		CITY ENGINEER

RECONSTRUCTION OF BRIDGE - BELLE ISLE
LOOP CANAL AND CENTRAL AVE
SLAB DETAILS - PAVING & LOCATION PLAN

Scale 1/4" = 1'-0" Except as Noted

July 1940

CITY OF DETROIT
DEPARTMENT OF PUBLIC WORKS
CITY ENGINEERS OFFICE
BUREAU OF PUBLIC STRUCTURES

SHEET 2 OF 2 SHEETS
CONTRACT
DRWG NO.

500 12-20-38 K&E 156