

WISCONSIN BRIDGE & IRON CO.
NORTH MILWAUKEE, WISCONSIN

CONTRACT NO. 9377 - ERECTED BY W. B. T. Co.
FOR City of Detroit -
LOCATION - Belle Isle Bridge -
DESCRIPTION - (Piers 5 & 7 B) -
DETAILS OF Towers - (Piers 5 & 7 B) -
SPECIFICATION BY Eschbacher, Murphy & Co.
SHOP PAINT - None - (See Specifications for Towers)

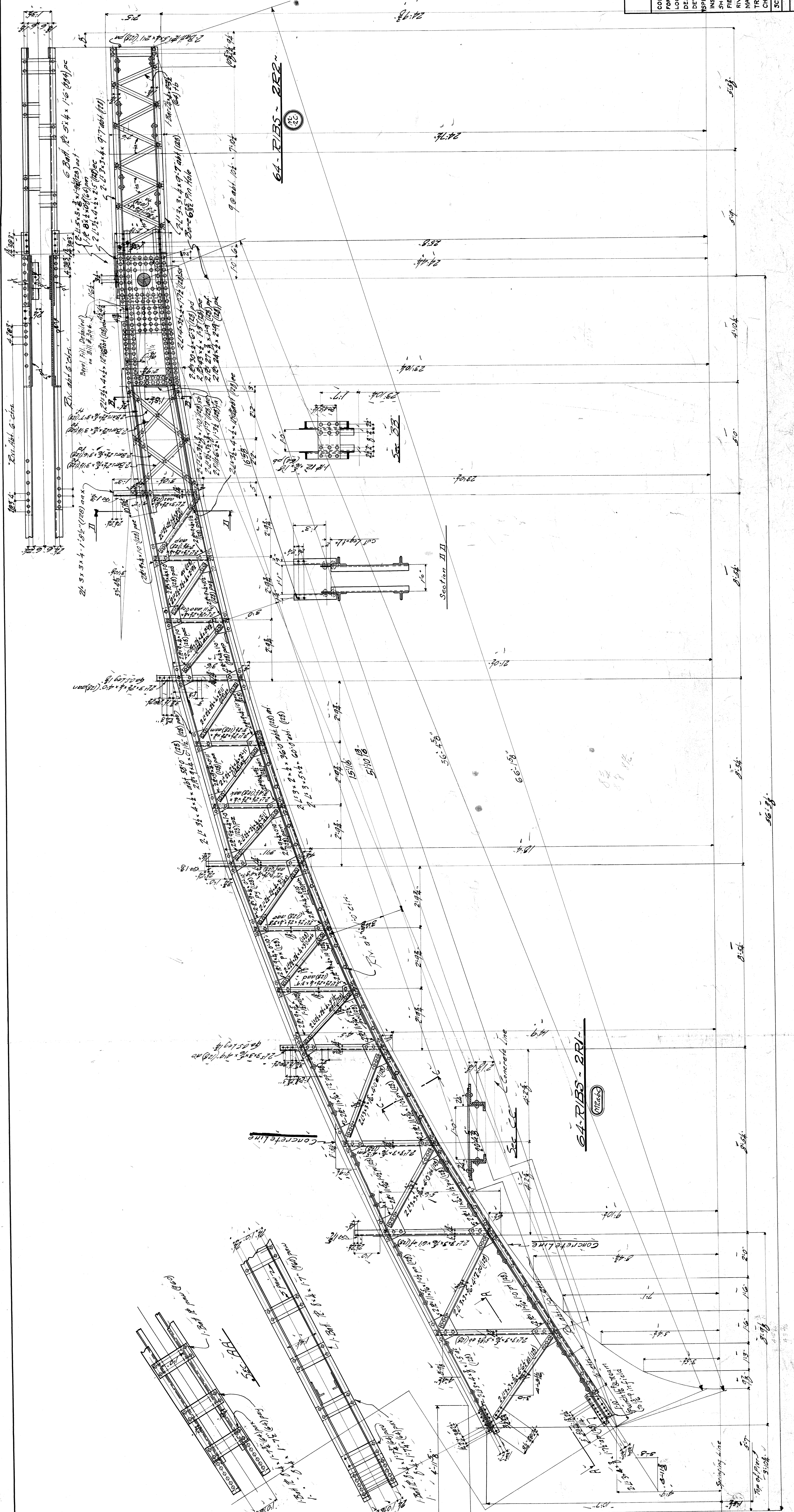
EXCEPT AS NOTED
MADE BY A. F. S. - OPEN HOLES
DATE 6-28-21
TRACED BY M. H. P. - DATE 6-28-21
CHECKED BY H. H. W. - DATE July 1, 21

SHEET NO. 1
SECTION

Summary of Parts			
No. Description	Marks Bill		
32 Towers	ITI		
8 Struts	ISI		
8 "	ISI		

8-STRUTS-151-2

8-STRUTS-152-2




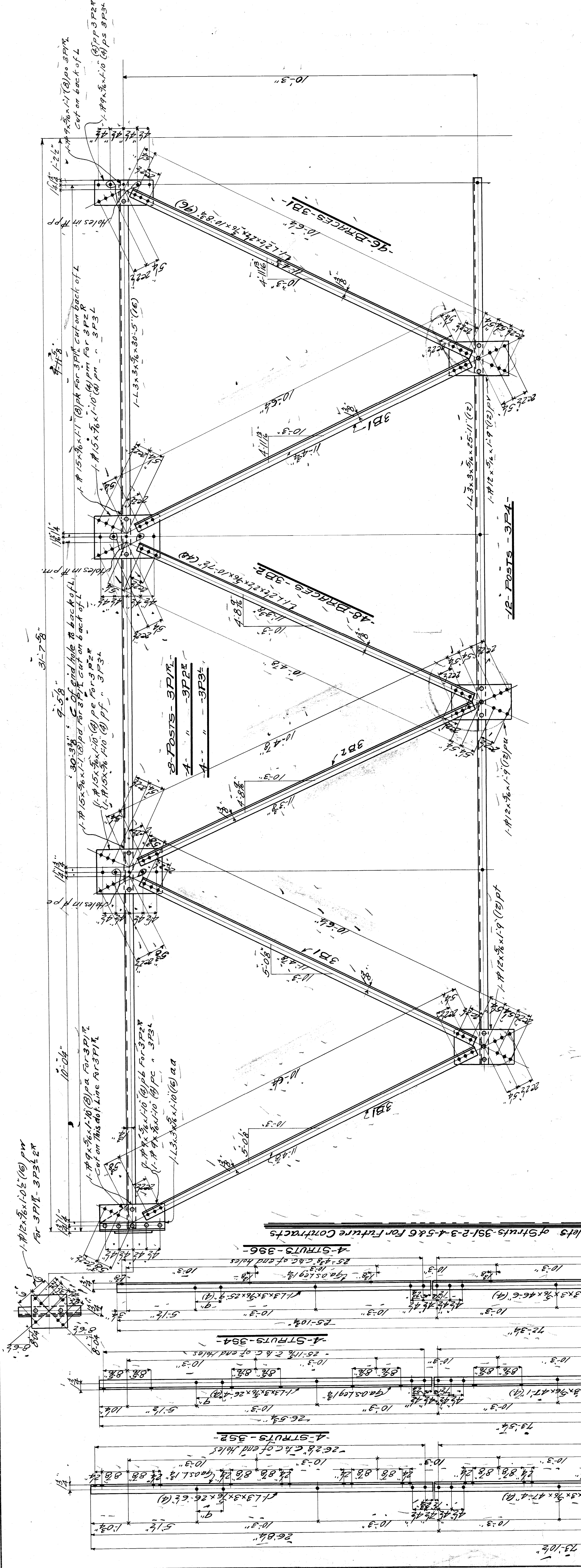
WISCONSIN BRIDGE & IRON CO.
 NORTH MILWAUKEE, WISCONSIN

CONTRACT NO. 9377 - ERECTED BY M.B.I.C.
 FOR City of Detroit Mich.
 LOCATION Detroit Mich.
 DESCRIPTION Belle Isle Bridge
 DETAILS OF Ribs
 INSPECTION BY [Signature] READING NAME

SHOP PRINT Made (see specifications)
 FIELD PAINT EXCEPT AS NOTED
 RIVETS OPEN HOLES
 MADE BY C.A.A. DATE 6-21-11
 TRACED BY Frank DATE 7-2-11
 CHECKED BY [Signature] DATE 7-2-11

SCALE 1/4" = 1'-0" SHEET NO. 22
 CONT. 9377





Summary of Parts

No	Description	Marks	Bill
1	STRUTS	99	36
2	"	99	36
3	"	99	36
4	"	99	36
5	"	99	36
6	"	99	36
7	"	99	36
8	"	99	36
9	"	99	36
10	"	99	36
11	"	99	36
12	"	99	36
13	"	99	36
14	"	99	36
15	"	99	36
16	"	99	36
17	"	99	36
18	"	99	36
19	"	99	36
20	"	99	36
21	"	99	36
22	"	99	36
23	"	99	36
24	"	99	36
25	"	99	36
26	"	99	36
27	"	99	36
28	"	99	36
29	"	99	36
30	"	99	36
31	"	99	36
32	"	99	36
33	"	99	36
34	"	99	36
35	"	99	36
36	"	99	36
37	"	99	36
38	"	99	36
39	"	99	36
40	"	99	36
41	"	99	36
42	"	99	36
43	"	99	36
44	"	99	36
45	"	99	36
46	"	99	36
47	"	99	36
48	"	99	36
49	"	99	36
50	"	99	36

WISCONSIN BRIDGE & IRON CO.
NORTH MILWAUKEE, WISCONSIN

CONTRACT NO. 9377
ERECTED BY
FOR *City of Detroit*
LOCATION *Detroit, Mich.*
DESCRIPTION *Belle Isle Bridge*

DETAILS OF
SPECIFICATIONS *Essels by Mayhew & Co*


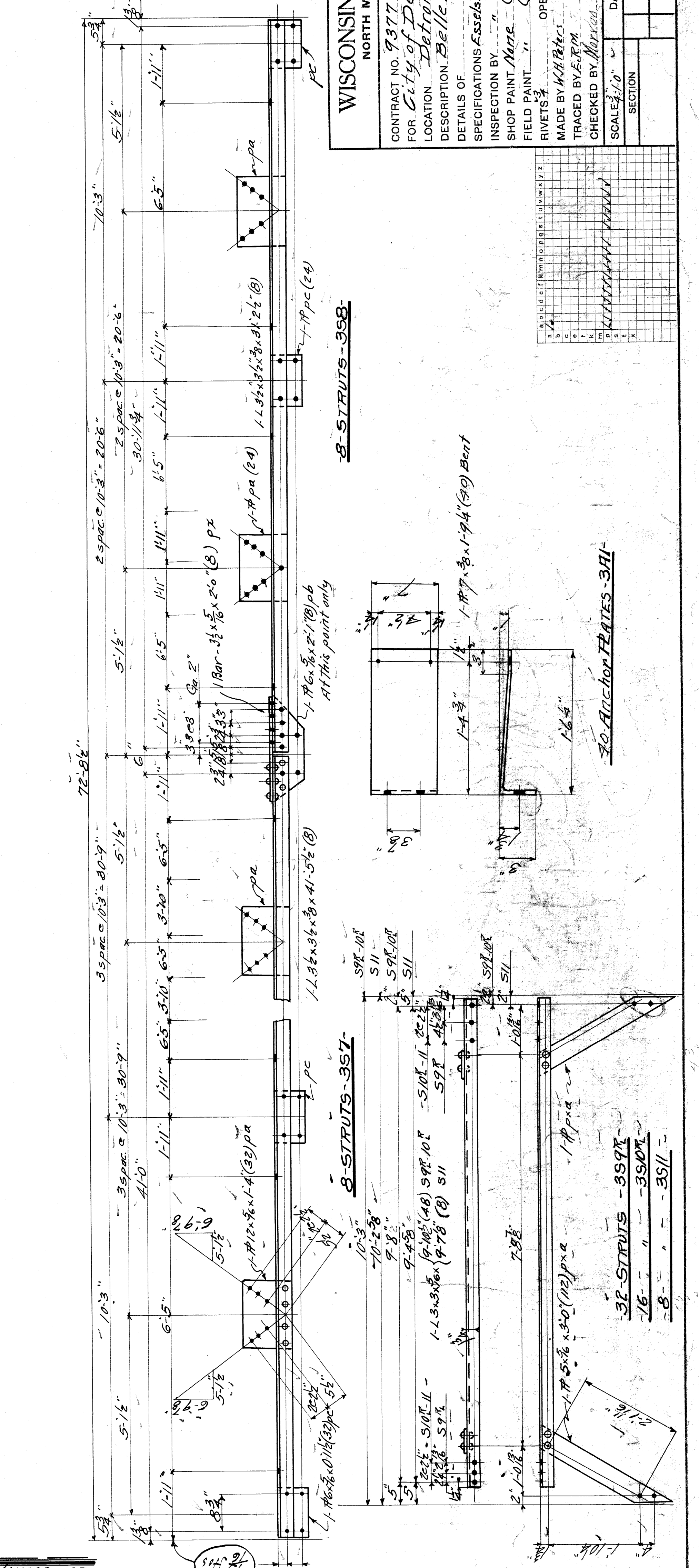
INSPECTION BY
SHOP PAINT *Name* (See Specification)

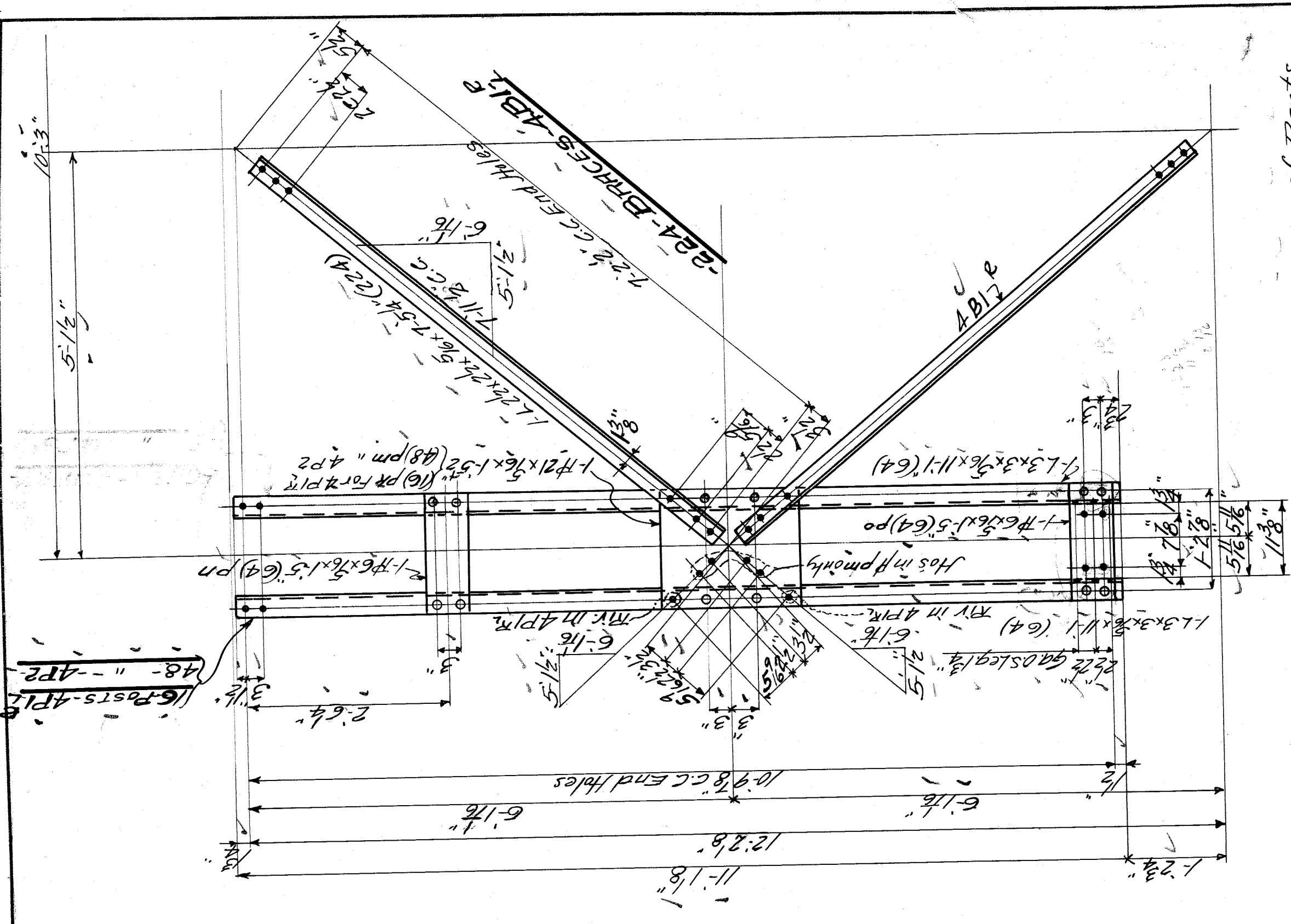
FIELD PAINT " " OPEN HOLES 1/8"

MADE BY *K.A. Bates* EXCEPT AS NOTED
TRACED BY *E.R.M.* DATE *6-23-21*
CHECKED BY *M.H.C.* DATE *6-23-21*

SCALE *3/4" = 1'-0"*

SHEET NO. **3**





AA Description	Marks	Bill
16 Struts	451 F	40
"	452 F	"
"	453 F	"
"	454 F	"
"	455 F	"
"	456 F	"
56 Channels	4C1 F	46
16 Posts	4P1	"
48 "	4P2	"
64 "	4P4	46
64 Braces	4B1 F	46
"	4B2 F	40
"	4B7	"
"	4B8	"
"	4B9	"
"	4B10	"
"	4B11	40
"	4B12	40
"	4B13	"
"	4B14	"
"	4B15	"

WISCONSIN BRIDGE & IRON CO.
 NORTH MILWAUKEE, WISCONSIN

CONTRACT NO. 9377
 ERCTED BY
 City of Detroit
 LOCATION: Detroit, Mich.
 DESCRIPTION: Belle Isle Bridge
 Piers 5-6-7-8

DETAILS OF SPECIFICATIONS: Essels by Mappbreeming, None

INSPECTION BY: SHOP PAINT: None (see Specification)

FIELD PAINT: OPEN HOLES: 18"

RIVETS: MADE BY: G. L. & H. F. S. DATE: 6-27-21

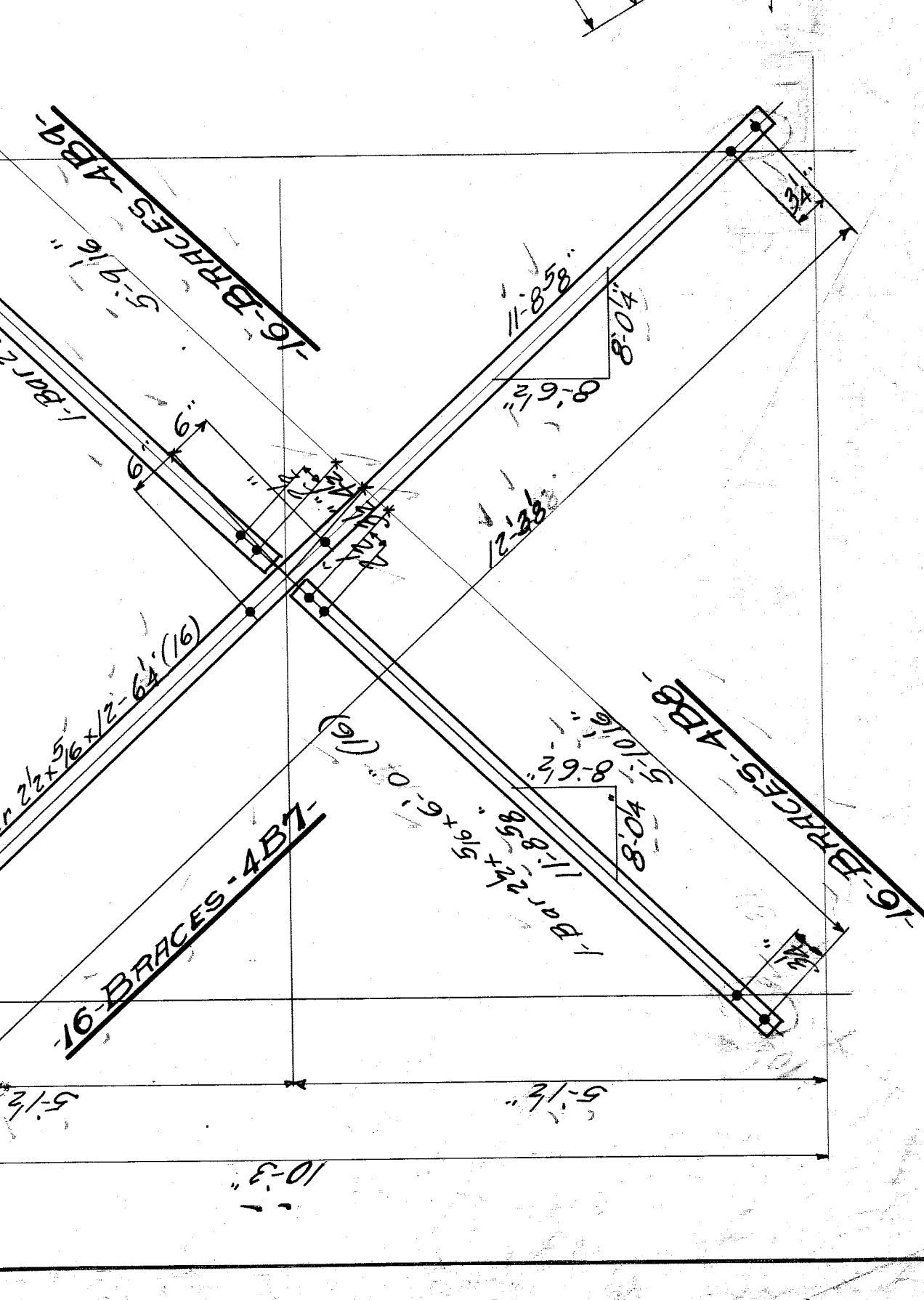
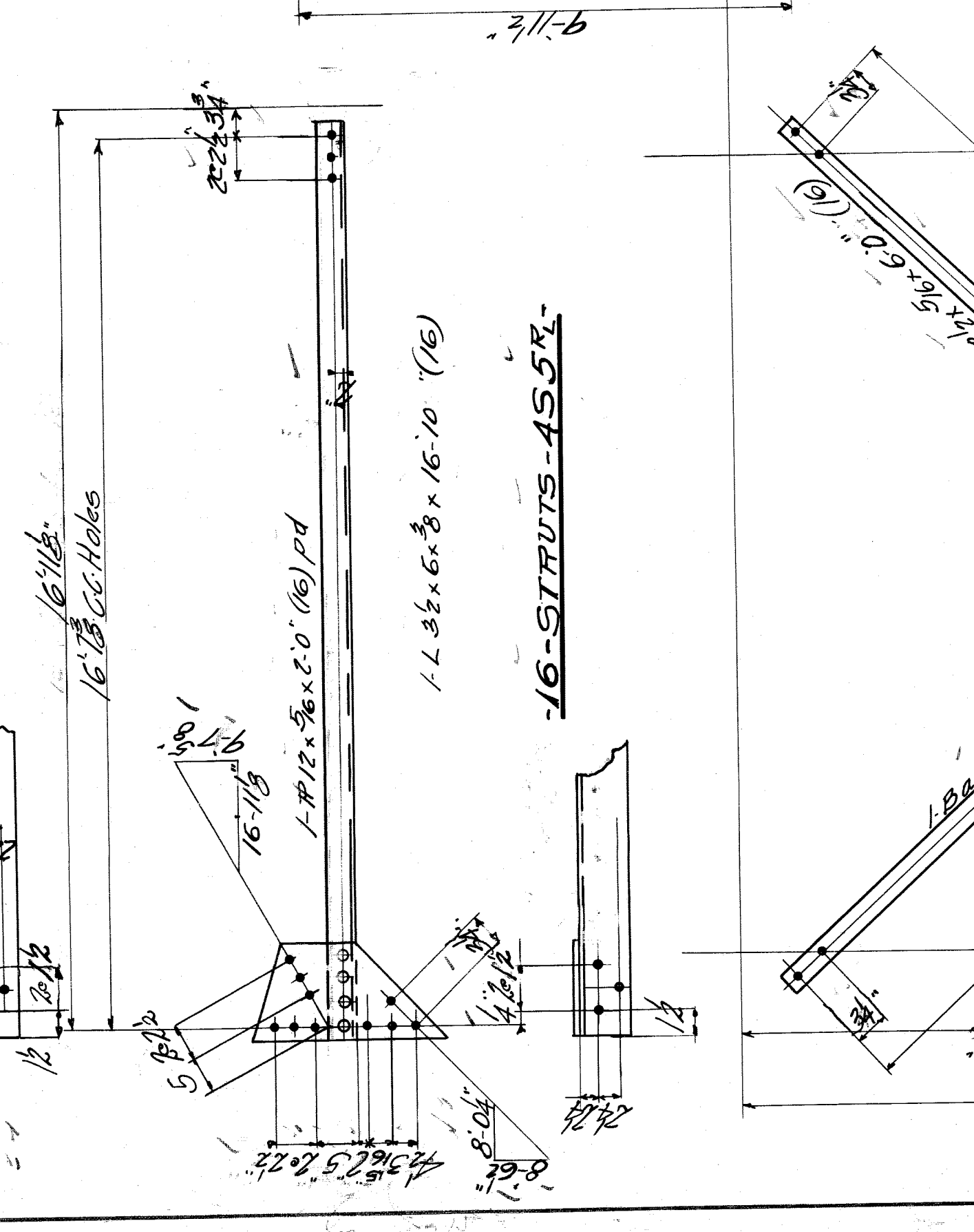
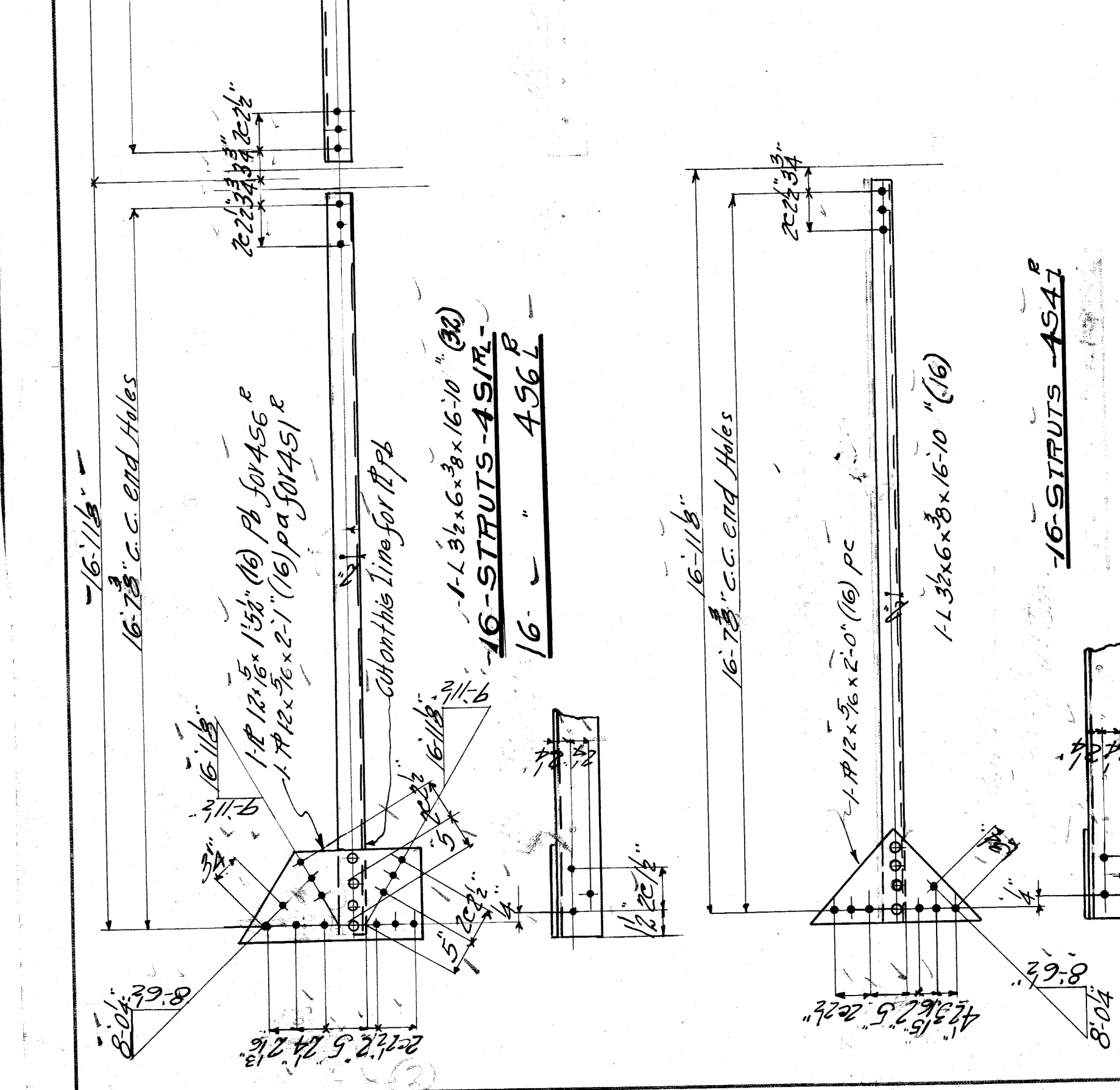
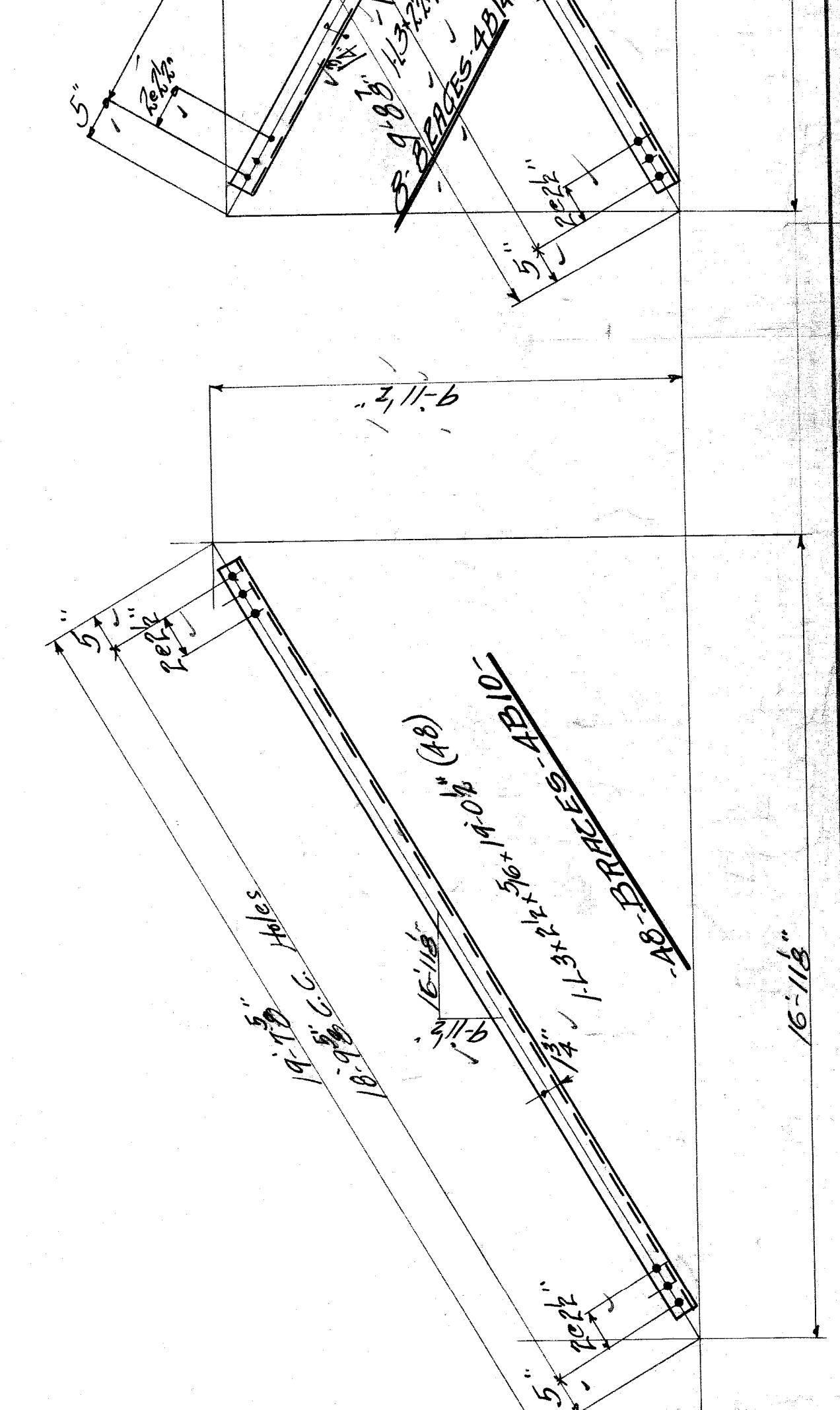
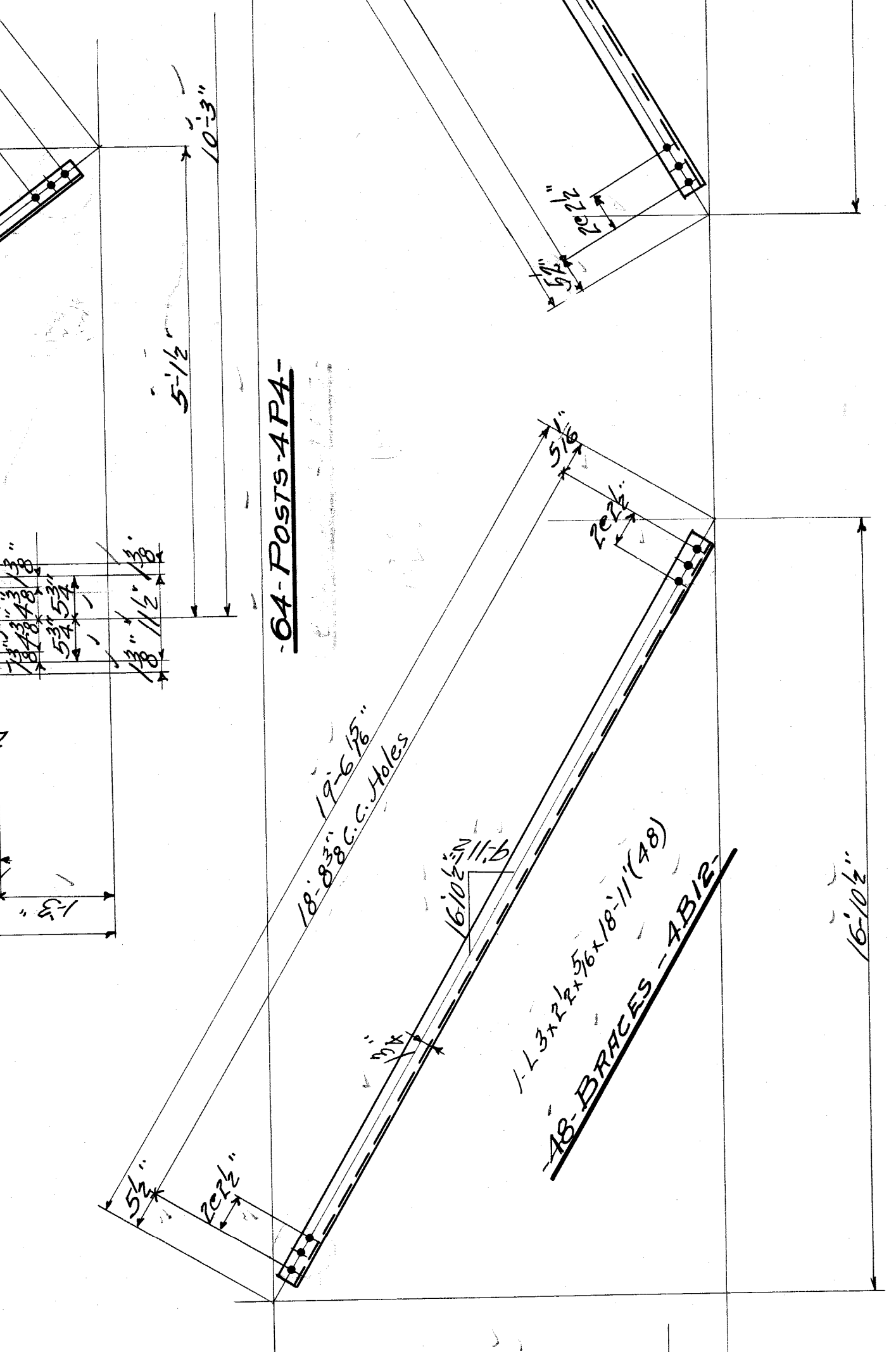
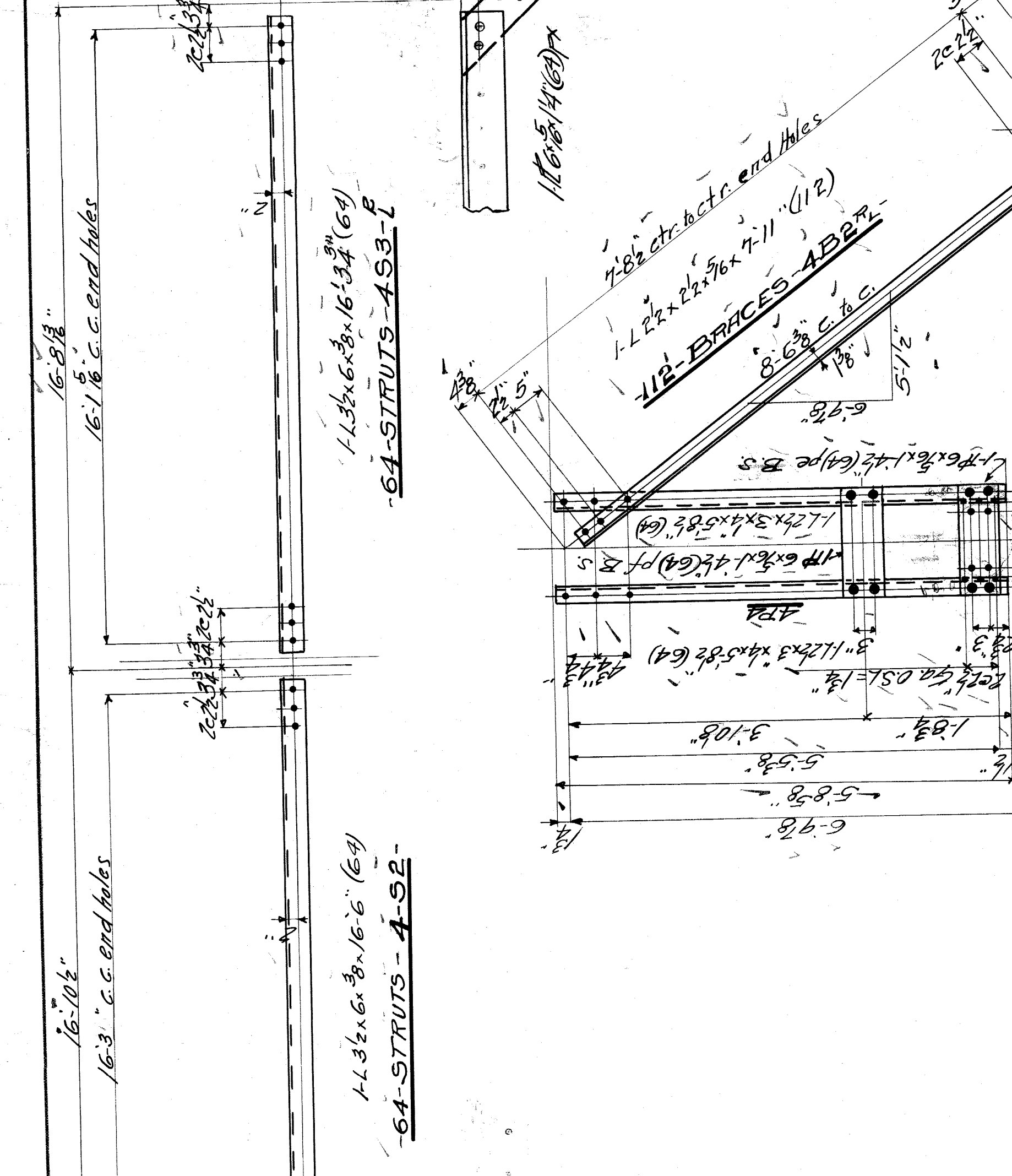
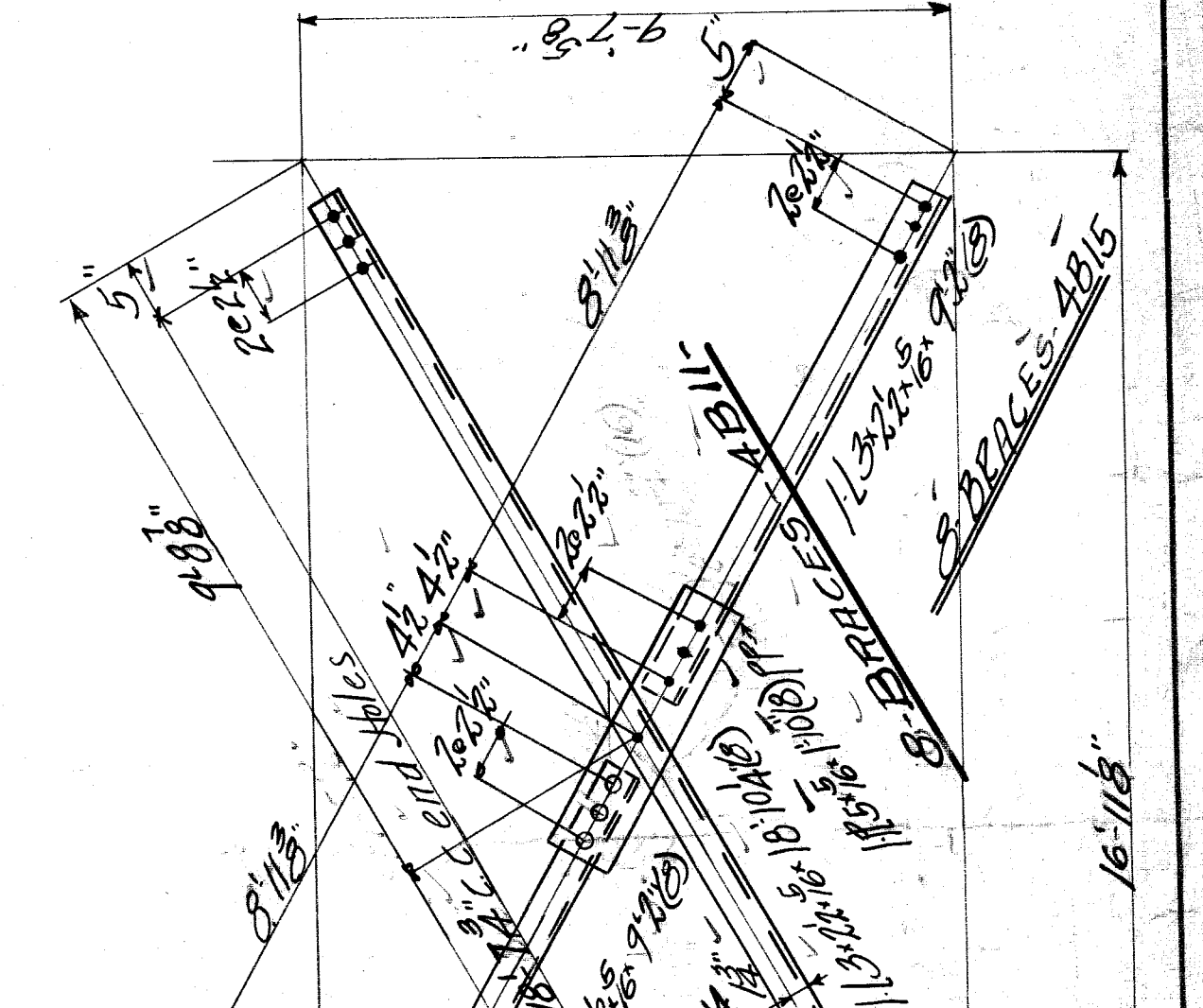
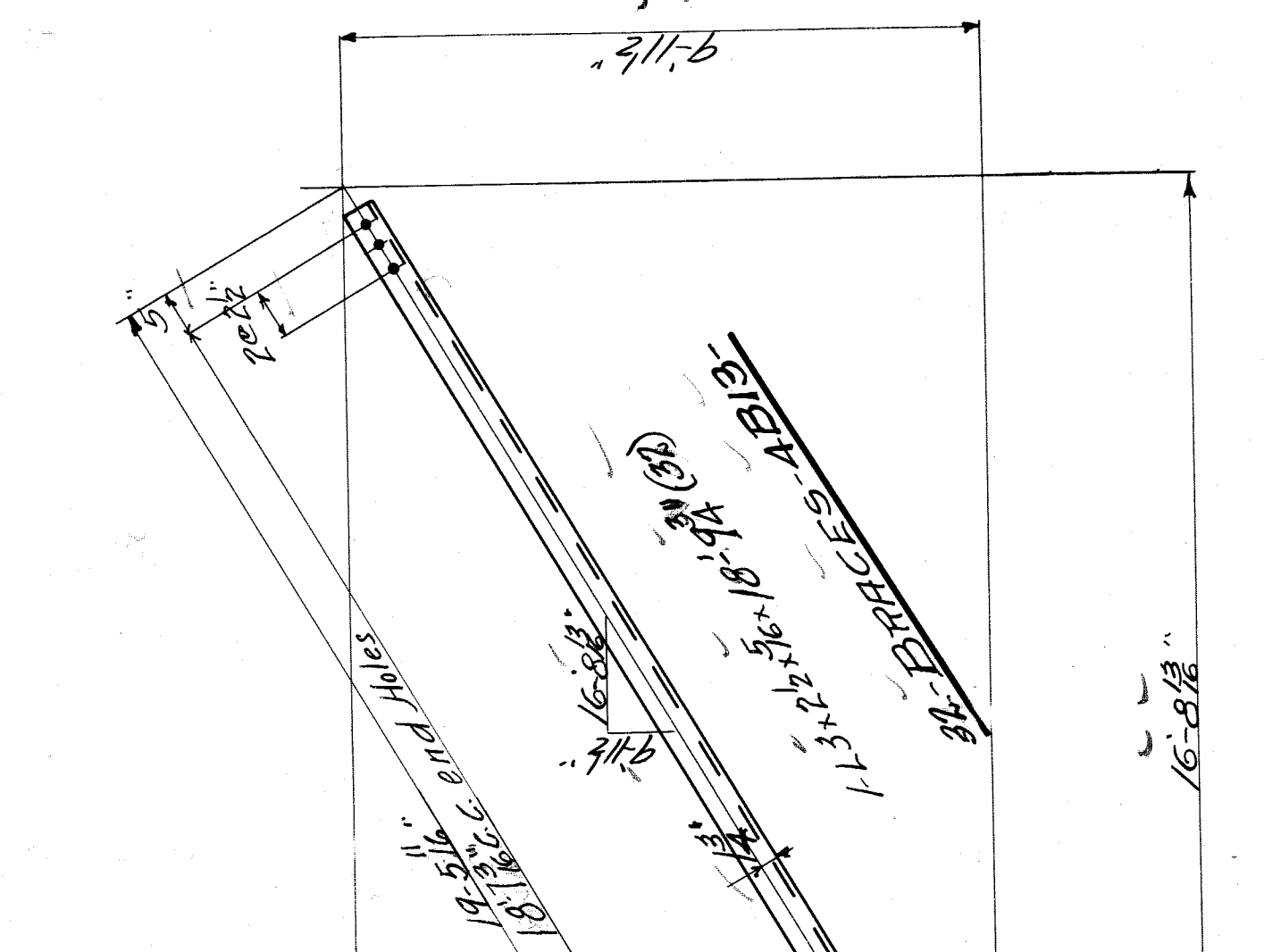
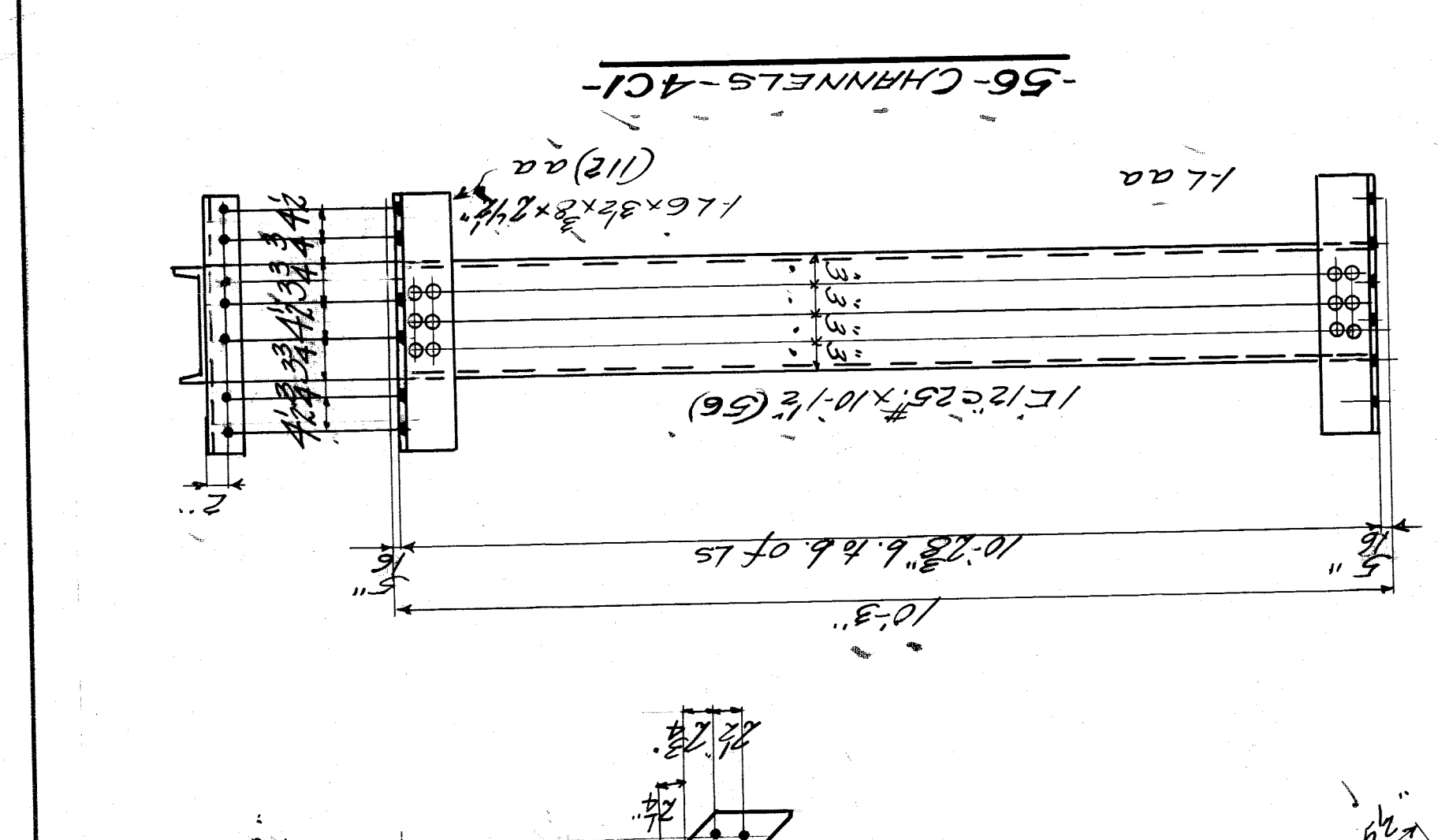
TRACED BY: S. M. Roberts DATE: 6-30-21

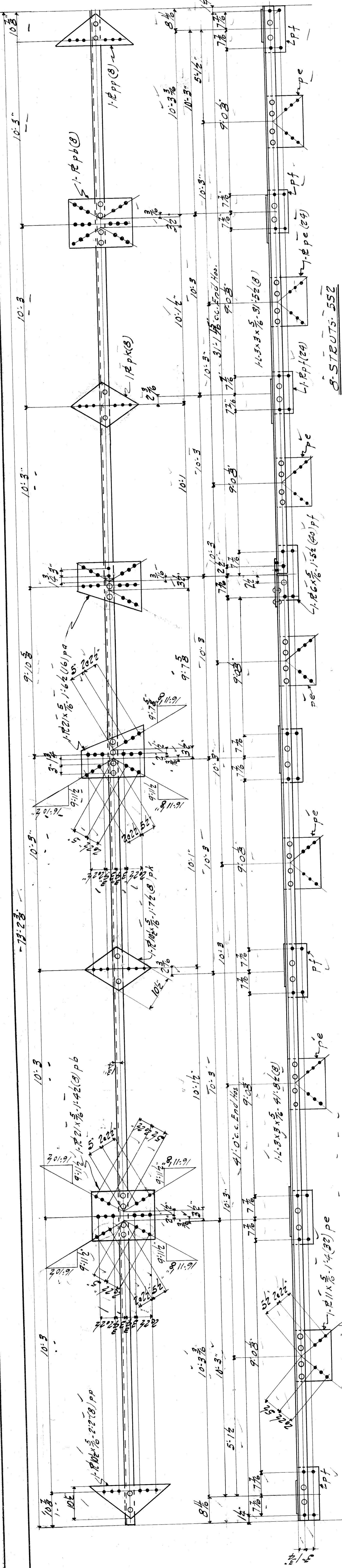
CHECKED BY: M. J. P. DATE: 7-1-21

SCALE: 3/4" = 1'-0"

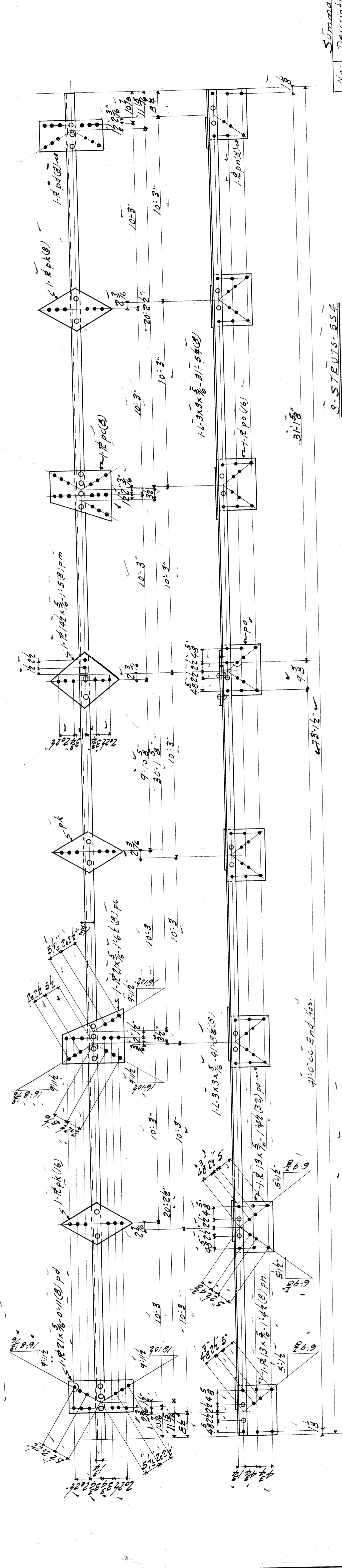
DATE REVISED: ON SECTION

SHEET NO. 4

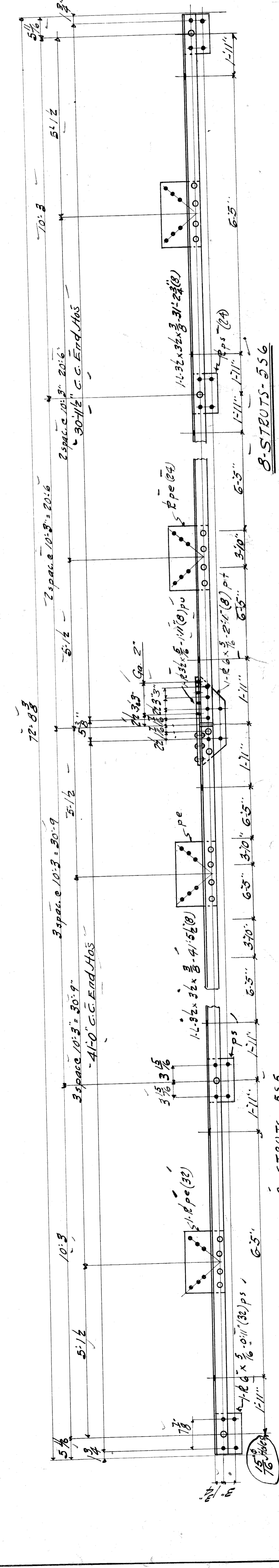




8-STRUTS-551



8-STRUTS-552



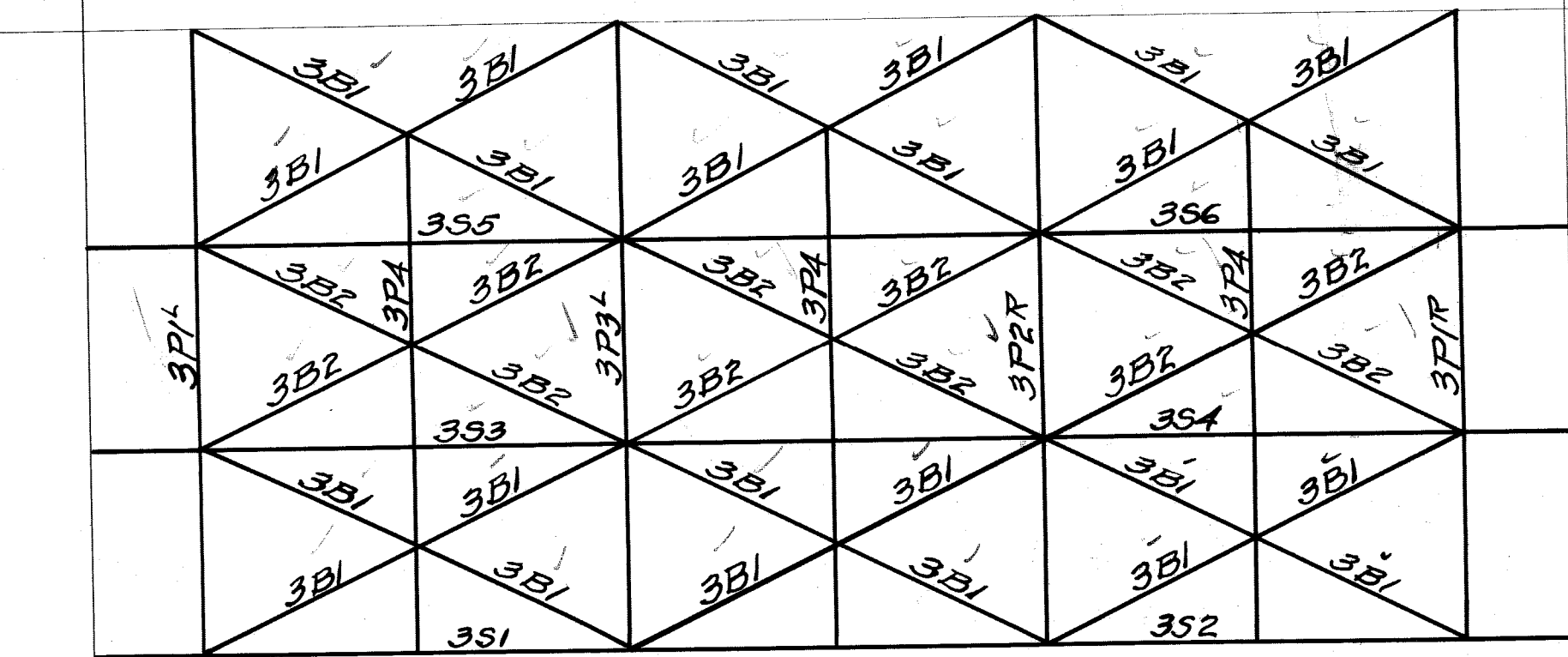
8-STRUTS-556

Summary

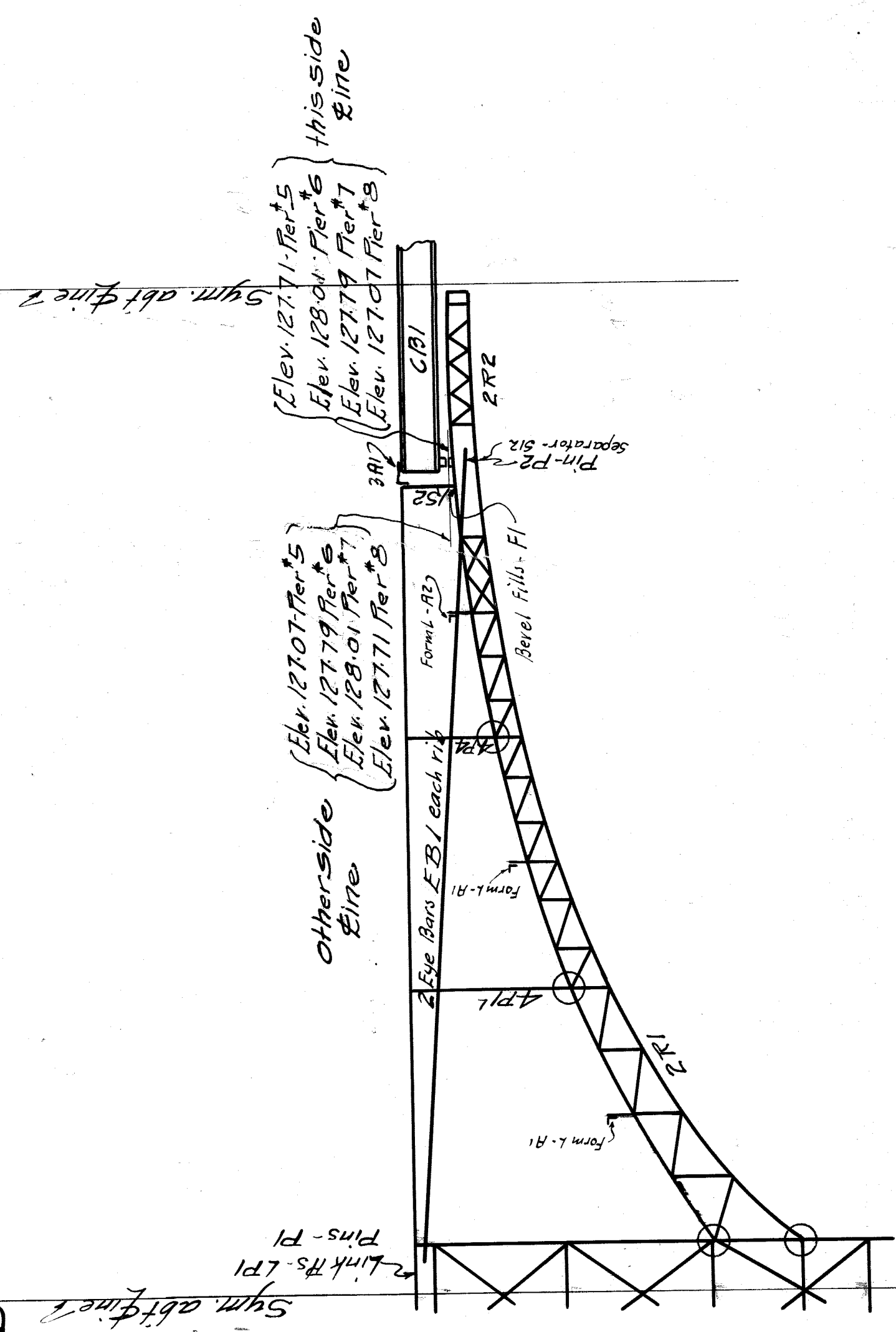
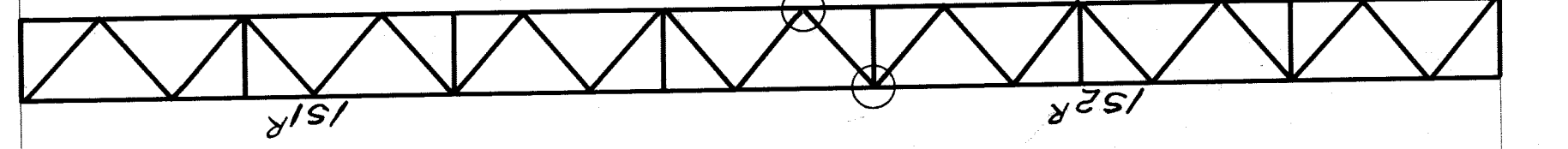
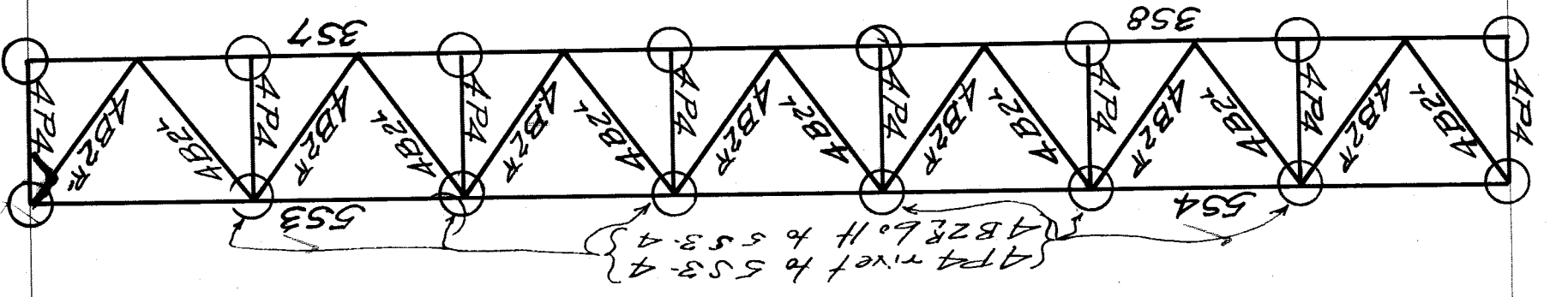
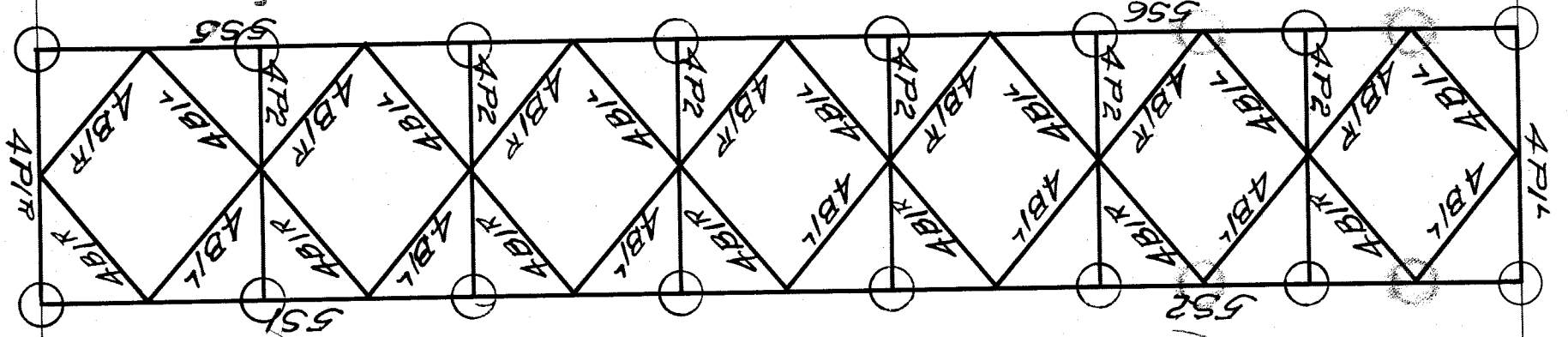
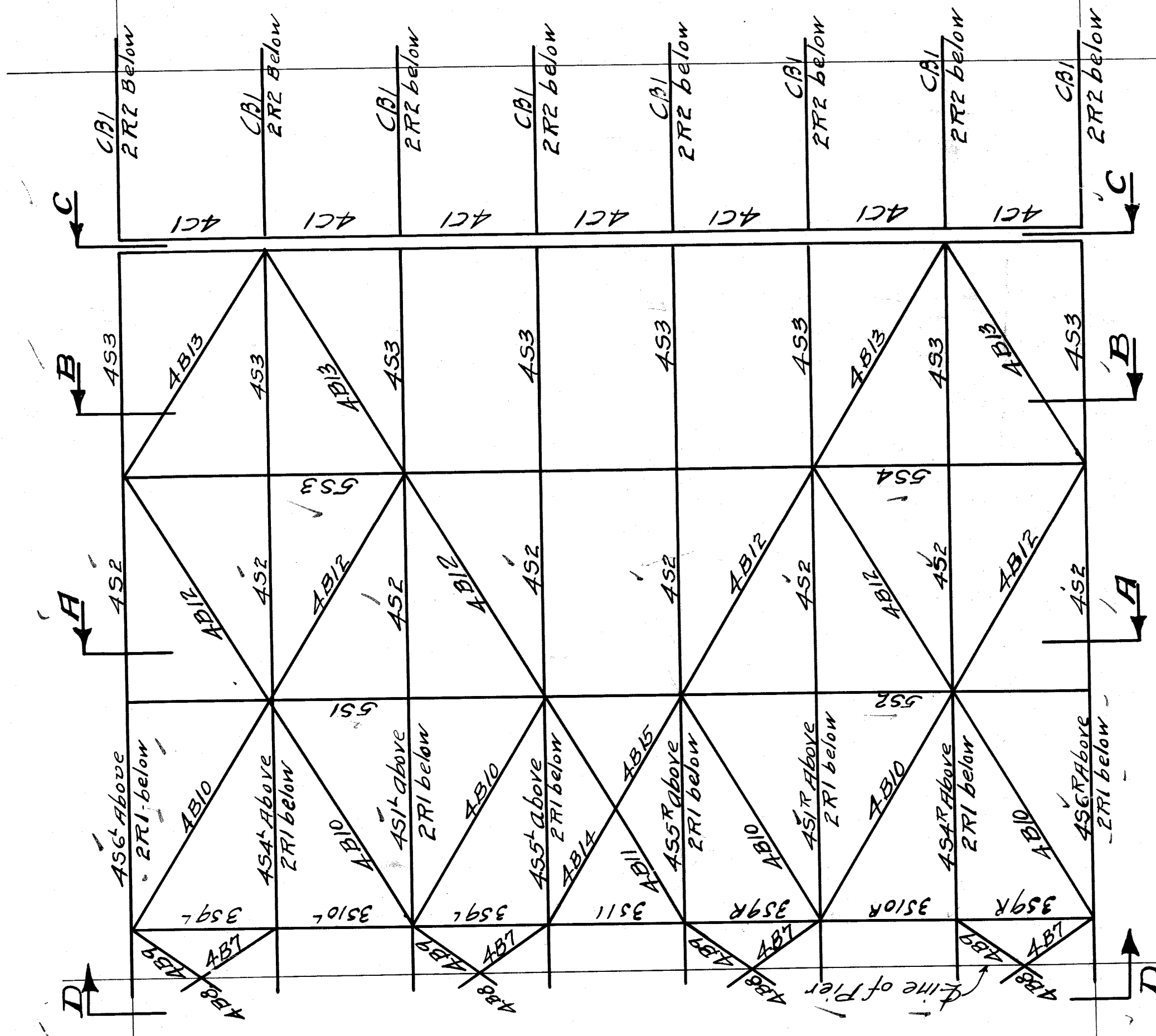
No.	Description	Mark	Net
8	Struts	551	50
8	"	552	"
8	"	553	"
8	"	554	56
8	"	555	"
8	"	556	"

WISCONSIN BRIDGE & IRON CO.
NORTH MILWAUKEE, WISCONSIN

ERECTED BY M.B. & I. Co.
CONTRACT NO. 9377
FOR City of Detroit
LOCATION Detroit Mich
DESCRIPTION Belle Isle Bridge
DETAILS OF Struts
SPECIFICATIONS See Ism. Murphy
INSPECTION BY Esselsky - Murphy
SHOP PAINT Name C. sec. Specification
FIELD PAINT Name C. OPEN HOLES 3/8
RIVETS 3/4
MADE BY H.P.S.
TRACED BY
CHECKED BY
SCALE 1/4" = 1'-0"
DATE REVISION
SECTION
DATE 8-27-21
DATE 8-27-21
SHEET NO. 5
9377



Bracing on line of Pier
SECTION "DD"



Erect for Note 1:
All points enclosed thus \bigcirc are to be riveted. All other points bolted.

WISCONSIN BRIDGE & IRON CO.
NORTH MILWAUKEE, WISCONSIN

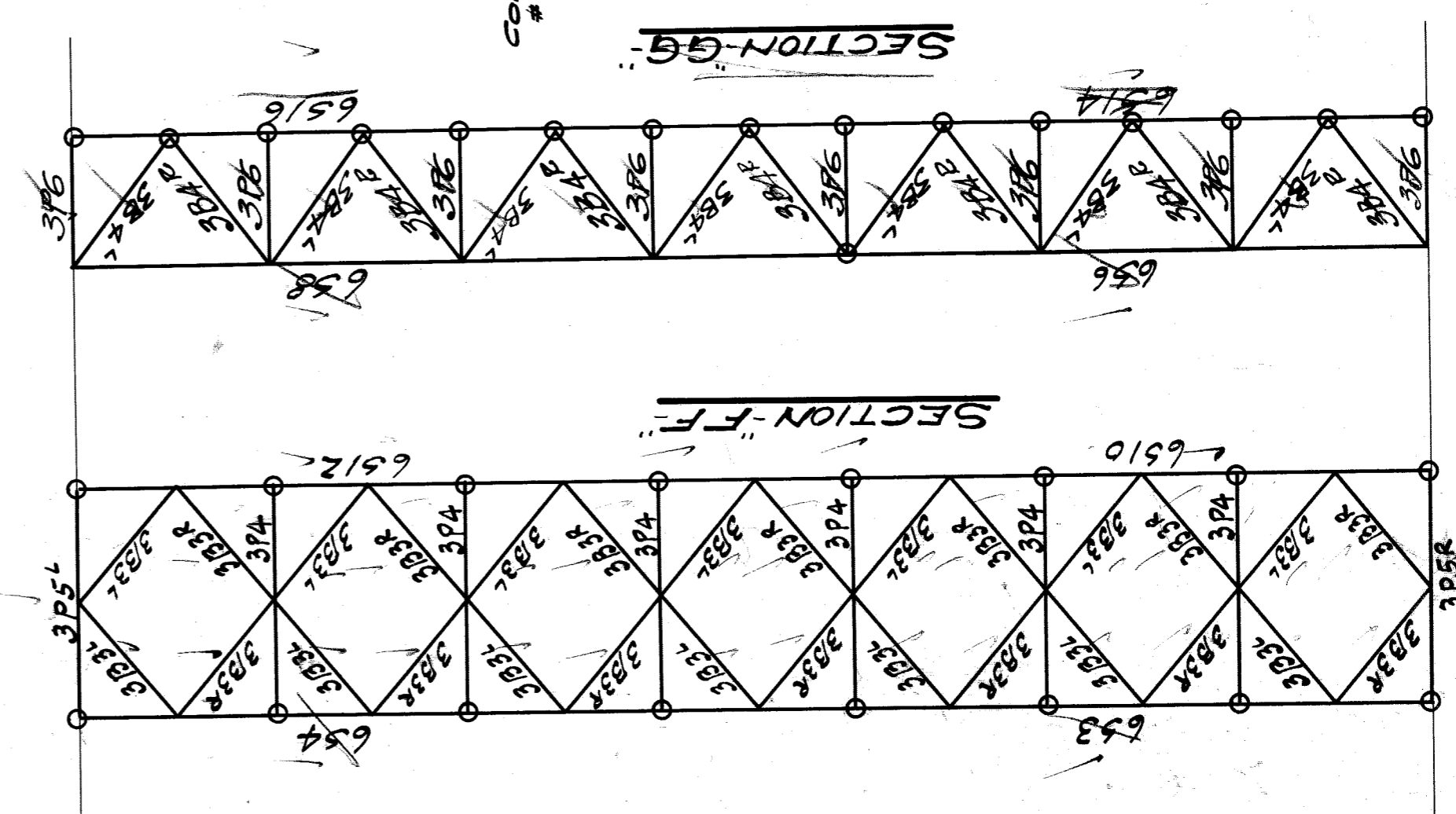
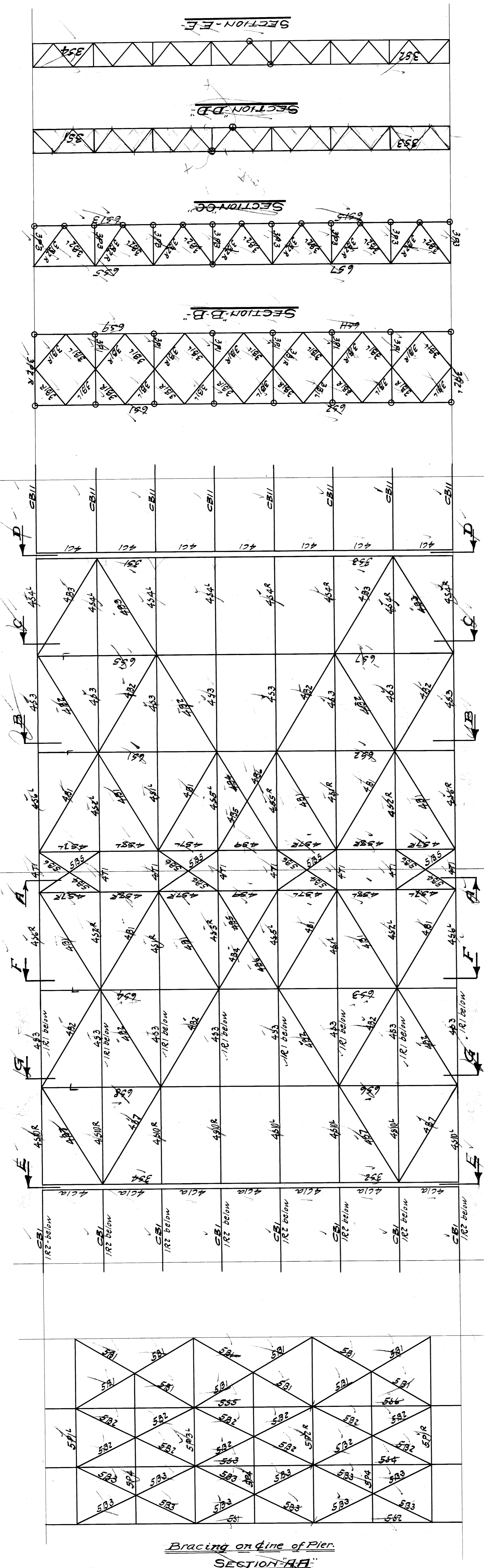
CONTRACT NO. 9377
ERECTED BY
FOR City of Detroit
LOCATION Detroit, Mich.
DESCRIPTION Belle Isle Bridge
DETAILS OF Erect Plan (Piers 5-6-7-8)
SPECIFICATIONS 5565 by Murphy & Reming.
INSPECTION BY
SHOP PAINT
FIELD PAINT

EXCEPT AS NOTED
RIVETS
MADE BY W.H.F.
TRACED BY E.F.M.
CHECKED BY M.
DATE 7-5-21
DATE 7-6-21
DATE

SCALE 1/2" = 1'-0"
SECTION
DATE REVISED
SHEET NO. E1

9377
NO. 1
NO. 2
NO. 3
NO. 4
NO. 5
NO. 6
NO. 7
NO. 8
NO. 9
NO. 10
NO. 11
NO. 12
NO. 13
NO. 14
NO. 15
NO. 16
NO. 17
NO. 18
NO. 19
NO. 20
NO. 21
NO. 22
NO. 23
NO. 24
NO. 25
NO. 26
NO. 27
NO. 28
NO. 29
NO. 30
NO. 31
NO. 32
NO. 33
NO. 34
NO. 35
NO. 36
NO. 37
NO. 38
NO. 39
NO. 40
NO. 41
NO. 42
NO. 43
NO. 44
NO. 45
NO. 46
NO. 47
NO. 48
NO. 49
NO. 50

File 8 W 201-176



Note: -
All points encircled thus **O** to be riveted
All other points bolted

WISCONSIN BRIDGE & IRON CO.
NORTH MILWAUKEE, WISCONSIN

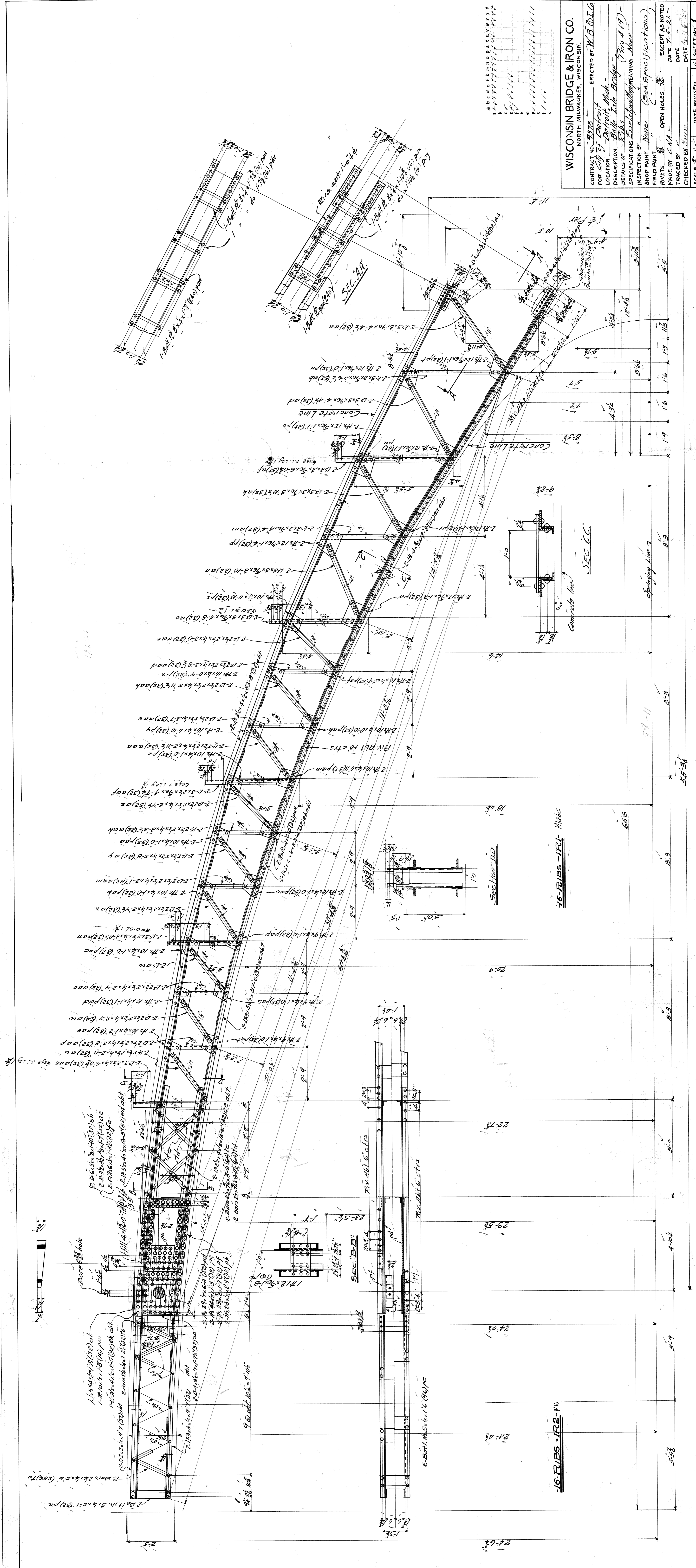
CONTRACT NO. 9378 ERCTED BY
FOR City of Detroit
LOCATION Detroit, Mich
DESCRIPTION Belle Isle Bridge
DETAILS OF ERECTION PLAN (Piers 4-9)
SPECIFICATIONS by Messrs. McAlpine
INSPECTION BY
SHOP PAINT
FIELD PAINT

RIVETS EXCEPT AS NOTED
MADE BY W.H.P.
TRACED BY E.H.P.M.
CHECKED BY W.H.P.
DATE 7-5-21
DATE 7-6-21
DATE 7-22-21

SHEET NO. **51**
NO. 2
NO. 10
9378

Piers 4-9
Pier #9 shown
Form L-AI - Detailed on Bill #205 - Contr. 9377

FIELD CHECKED 5-20-22 O.R.B. File B/W 201-184



WISCONSIN BRIDGE & IRON CO.
 NORTH MILWAUKEE, WISCONSIN.

CONTRACT NO. 9378
 ERECTED BY **W.B. O.L.G.**

FOR City of Detroit
 LOCATION Detroit Mich.
 DESCRIPTION Belle Isle Bridge (R.R. 419)
 DETAILS OF Ribs See Framing Above
 INSPECTION BY None (See Specifications)
 SHOP PAINT None
 FIELD PAINT None
 MADE BY C.N.A. EXCEPT AS NOTED
 RIVETS NONE
 DATE 7-5-21
 TRACED BY None
 DATE 6-1-22
 CHECKED BY None
 DATE 6-1-22

SECTION	SCALE	DATE	REVISER	NO.
	1/8" = 1'-0"	7-5-21		

SEC. CC

SEC. DD

SEC. AA

SEC. BB

SEC. CC

SEC. DD

SEC. EE

SEC. FF

SEC. GG

SEC. HH

SEC. II

SEC. JJ

SEC. KK

SEC. LL

SEC. MM

SEC. NN

SEC. OO

SEC. PP

SEC. QQ

SEC. RR

SEC. SS

SEC. TT

SEC. UU

SEC. VV

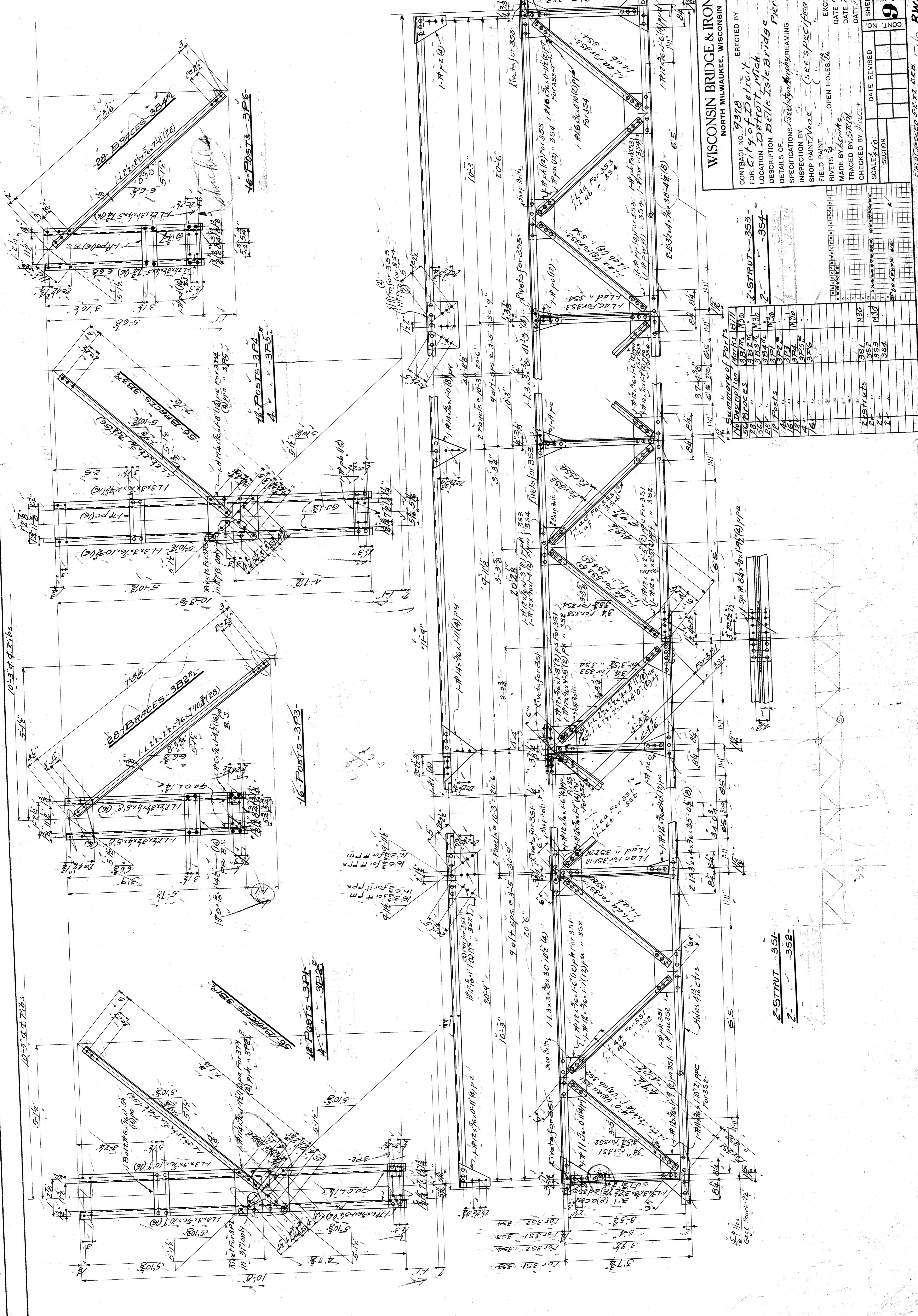
SEC. WW

SEC. XX

SEC. YY

SEC. ZZ

SEC. AA



WISCONSIN BRIDGE & IRON CO.
 NORTH MILWAUKEE, WISCONSIN

ERECTED BY
City of Detroit
 LOCATION **Detroit Mich.**
 DESCRIPTION **Belle Isle Bridge Piers-4-7**

DETAILS OF
 SPECIFICATIONS **See Specification**
 INSPECTION BY
 SHOP PAINT NAME **(see Specification)**
 FIELD PAINT **OPEN HOLES**
 RIVETS **EXCEPT AS NOTED**
 MADE BY **Lucas** DATE **7-5-21**
 TRACED BY **L.M.A.** DATE **7-5-21**
 CHECKED BY **M.C.C.** DATE **7-5-21**

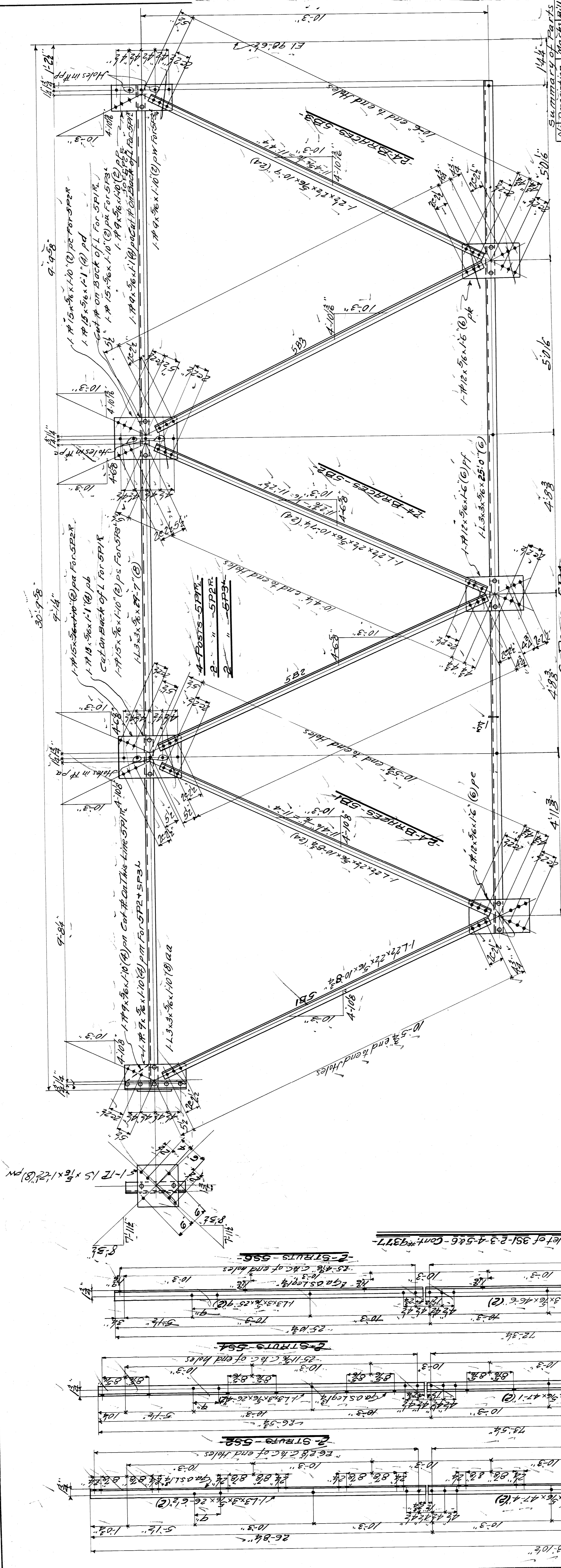
CONTRACT NO. **9378**
 SHEET NO. **3**
 OF **1100**

SCALE **1/2" = 1'-0"**

FIELD CHECKED **5-2-22 G.C.B.** FILE **BW201-167**

Summary of Parts

No.	Description	Mch	Bill
56	BRACES	3B2R	M30
28	"	3B3R	M30
28	"	3B4R	M30
16	POSTS	3P1	M30
16	"	3P2	M30
16	"	3P3	M30
16	"	3P4	M30
2	STRUTS	3S1	M30
2	"	3S2	M30
2	"	3S3	M30
2	"	3S4	M30



Summary of Parts Bill

No	Description	Material	Qty
1	4 Posts	SPR	4
2	"	SPR	2
3	"	SPR	2
4	2 Struts	SSI	2
5	"	SS2	2
6	"	SS3	2
7	"	SS4	2
8	"	SS5	2
9	"	SS6	2
10	24 BRACES	5B1	24
11	"	5B2	24
12	"	5B3	24
13	"	5B4	24
14	"	5B5	24
15	"	5B6	24
16	Anchor Plates	5A1	16

WISCONSIN BRIDGE & IRON CO.
 NORTH MILWAUKEE, WISCONSIN

ERECTED BY
 City of Detroit

LOCATION
 Belle Isle Bridge

DESCRIPTION
 Fiers 4-7


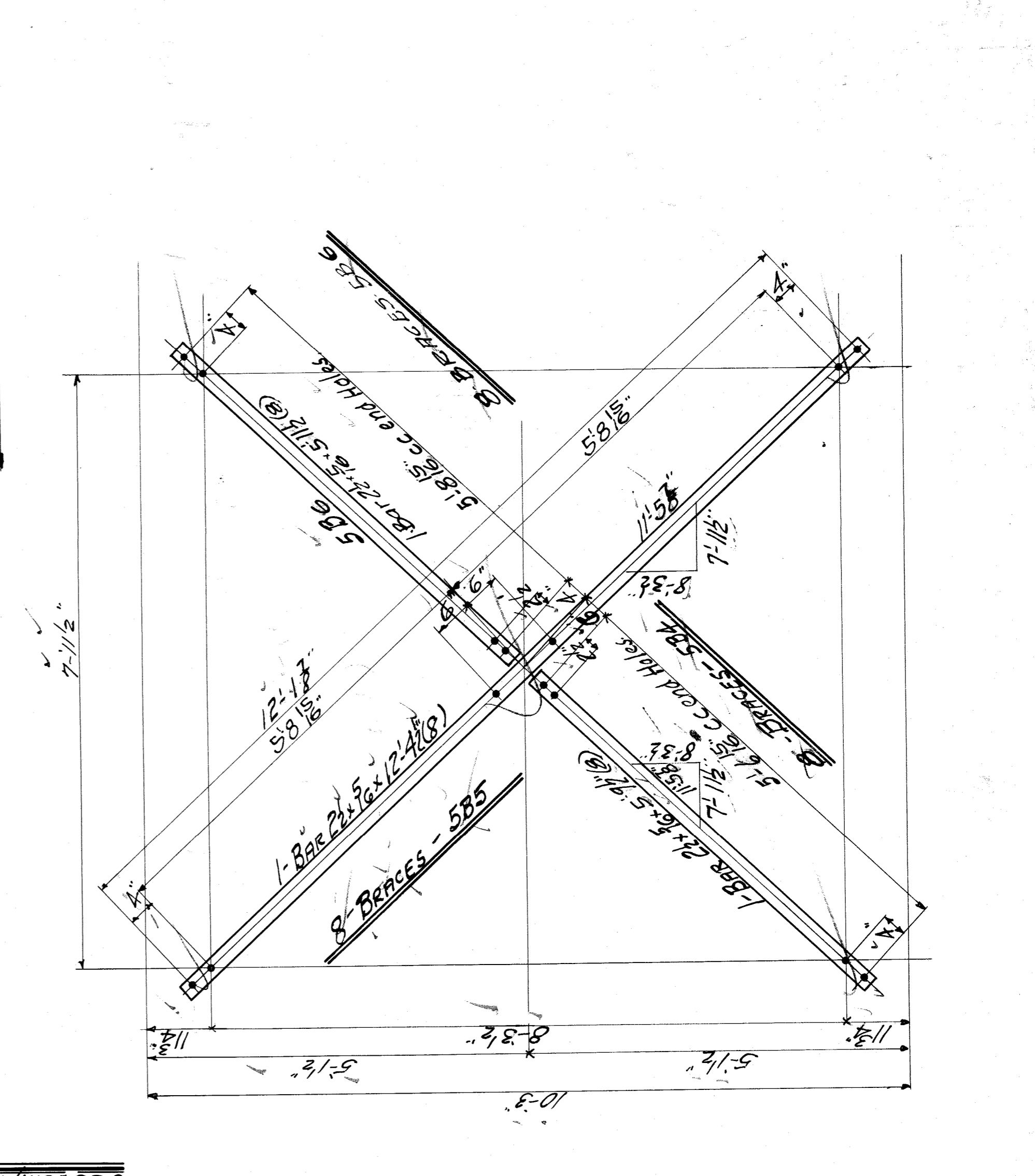
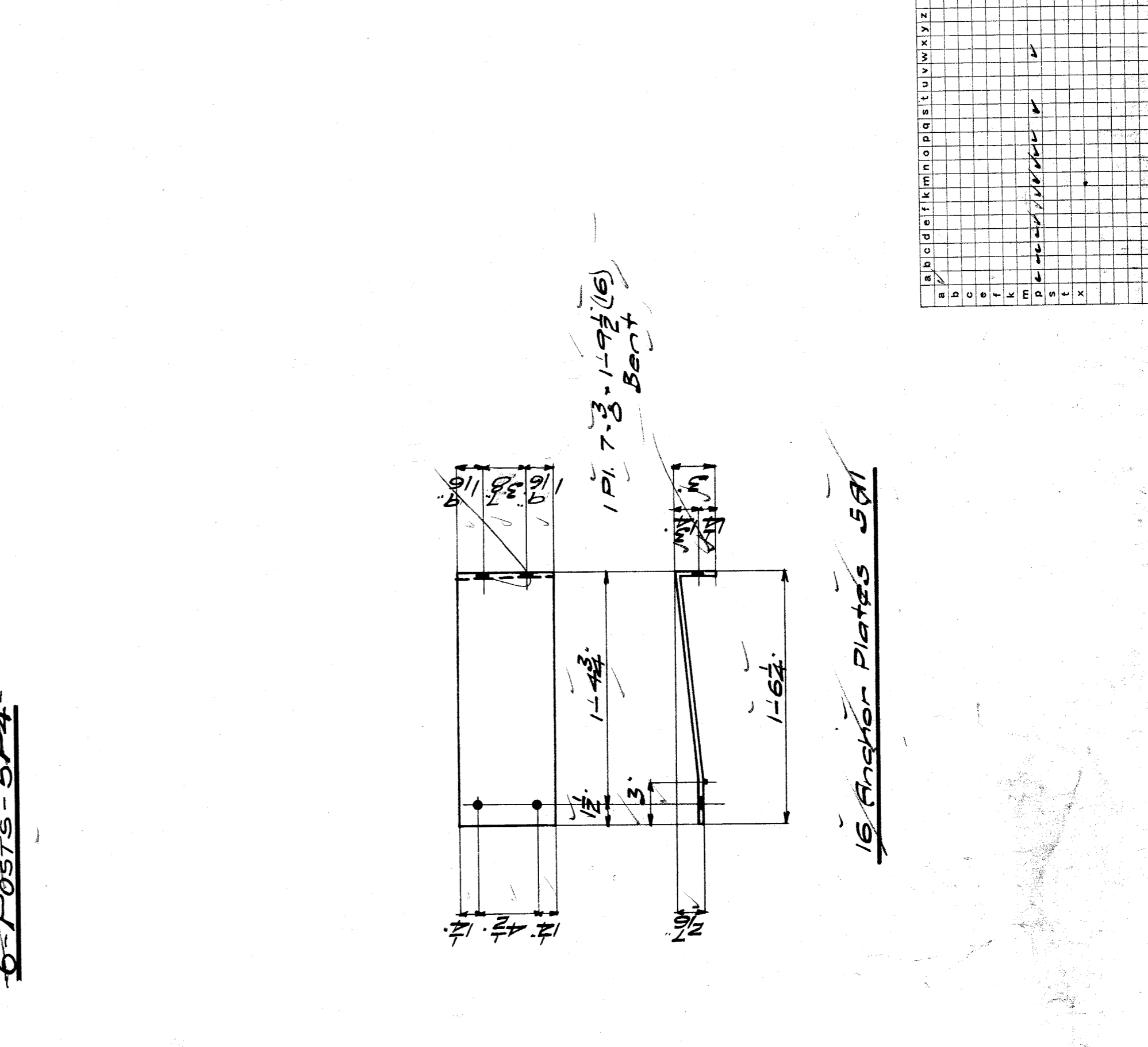
DETAILS OF
 SPECIFICATIONS
 INSPECTION BY
 SHOP PAINT NAME
 FIELD PAINT

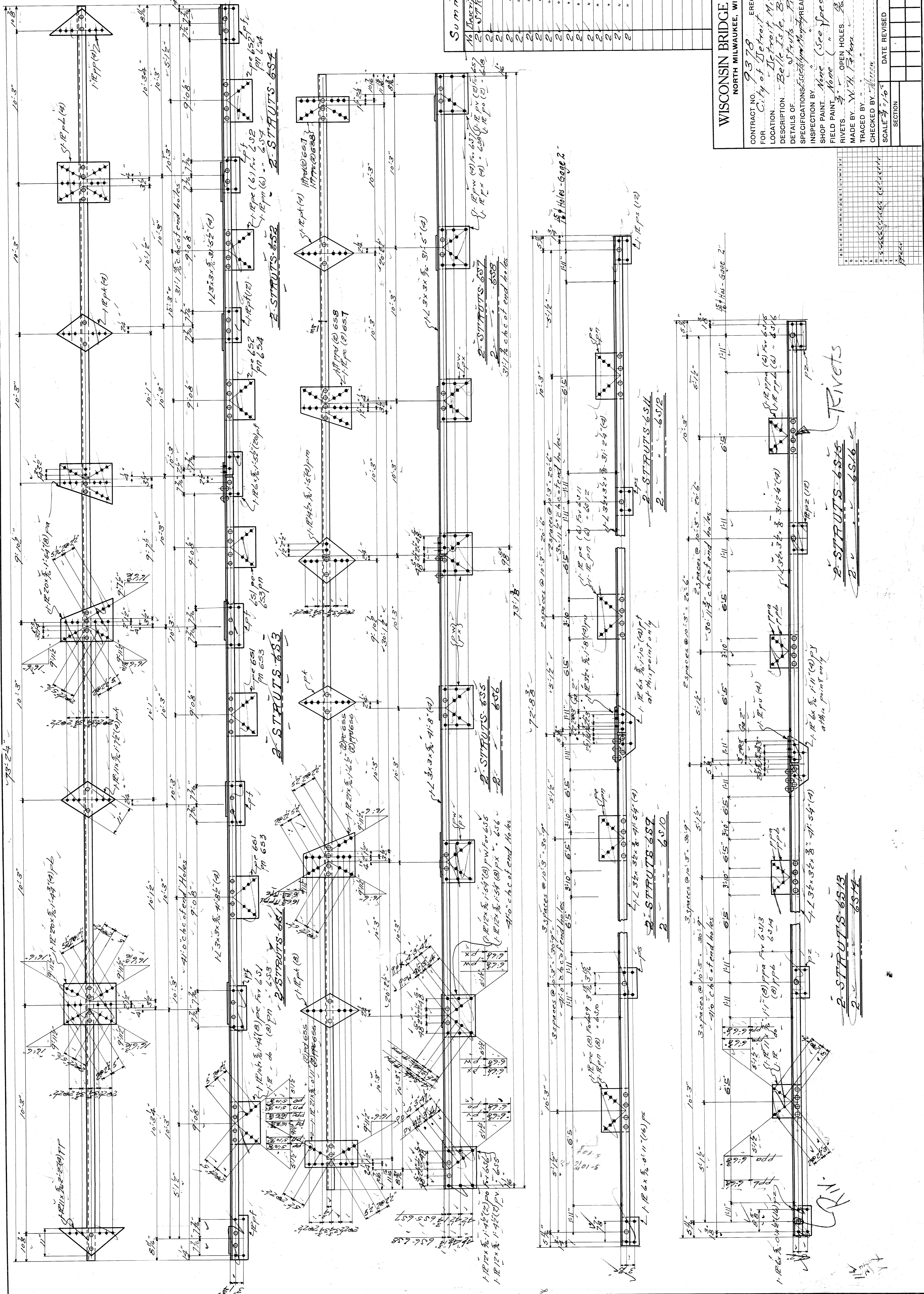
EXCEPT AS NOTED
 DATE 6-26-21
 MADE BY
 TRACED BY
 CHECKED BY

SCALE 1/2" = 1'-0"

DATE REVISED

SHEET NO. 5





Summary of Parts

No	Description	Mat't	Qty
1	STRTS	651	1
2	"	652	1
3	"	653	1
4	"	654	1
5	"	655	1
6	"	656	1
7	"	657	1
8	"	658	1
9	"	659	1
10	"	6510	1
11	"	6511	1
12	"	6512	1
13	"	6513	1
14	"	6514	1
15	"	6515	1
16	"	6516	1

WISCONSIN BRIDGE & IRON CO.
 NORTH MILWAUKEE, WISCONSIN

CONTRACT NO. 9378
 ERECTED BY
 City of Detroit

LOCATION
 Detroit Mich

DESCRIPTION
 Belle Isle Bridge

DETAILS OF
 Struts - Deck 9-9

SPECIFICATIONS
 Customary

INSPECTION BY
 None

SHOP PAINT
 None (See Specifications)

FIELD PAINT
 None

RIVETS
 OPEN HOLES

MADE BY
 W. H. Peters

TRACED BY
 None

CHECKED BY
 None

SCALE
 1/4" = 1'-0"

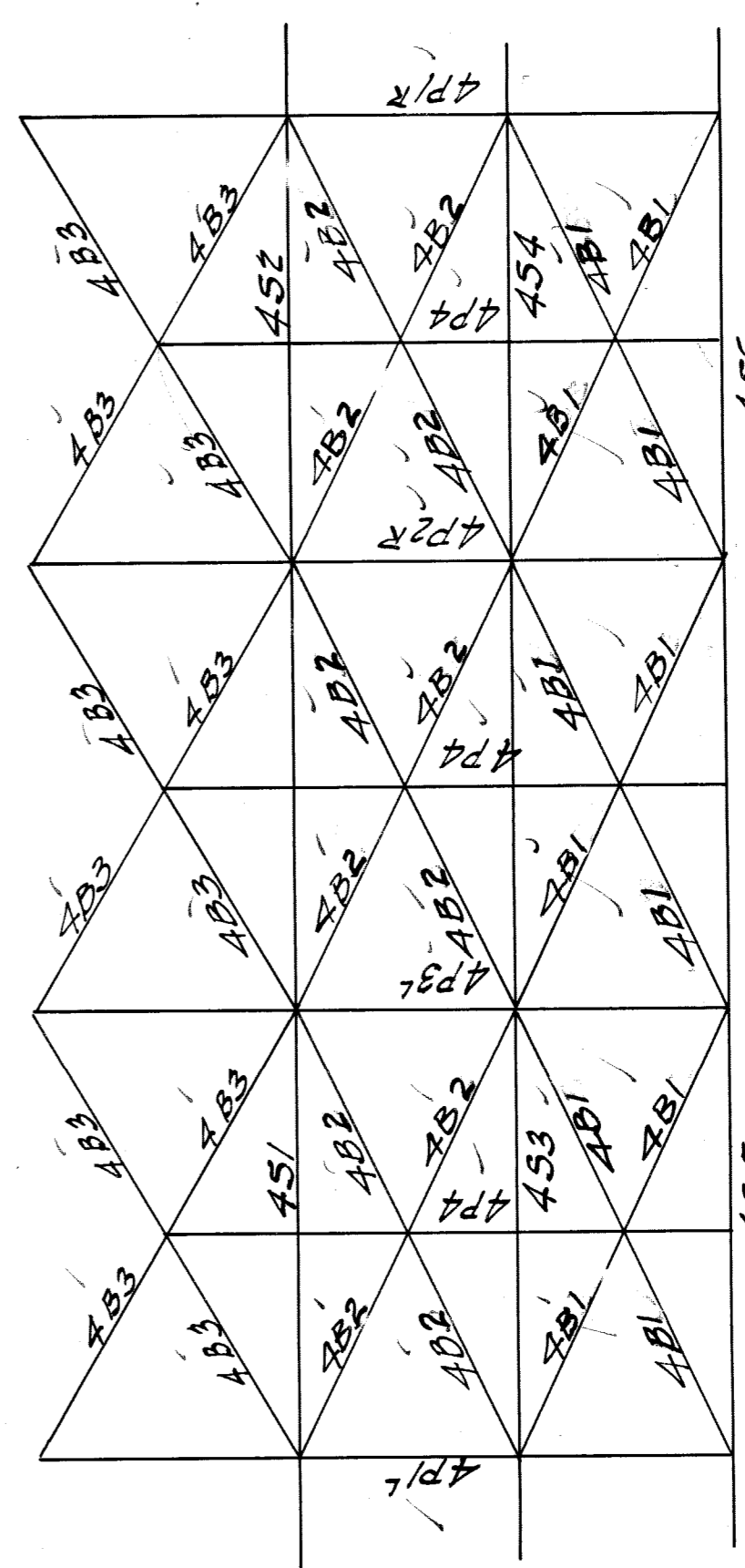
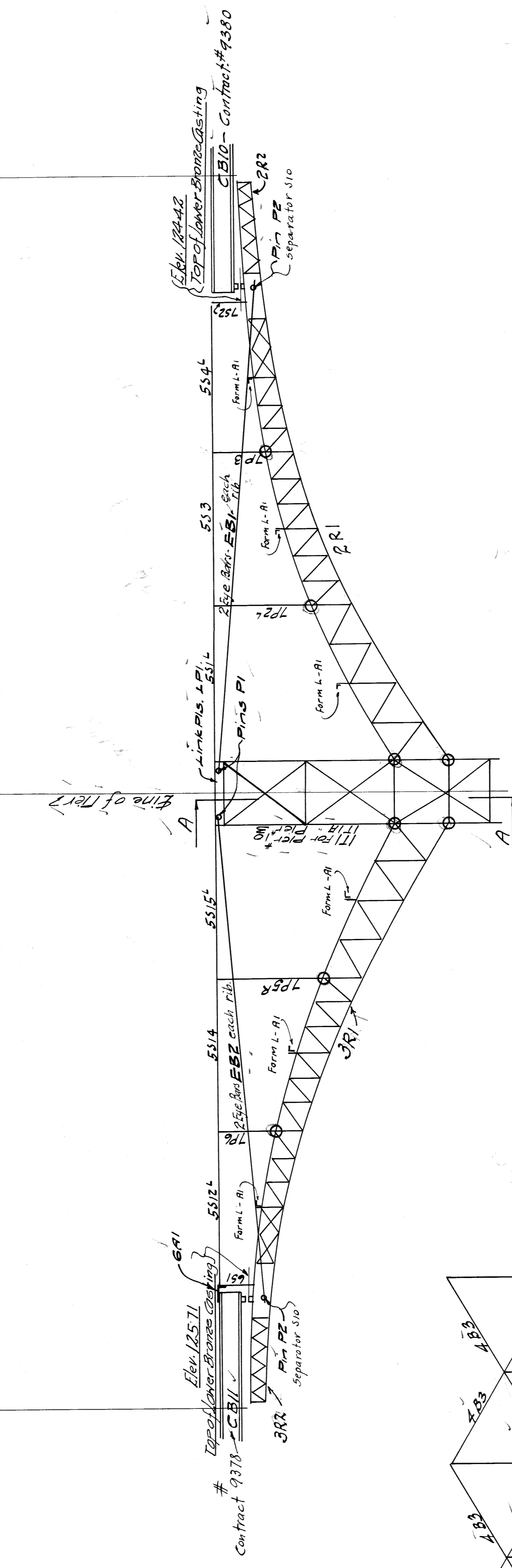
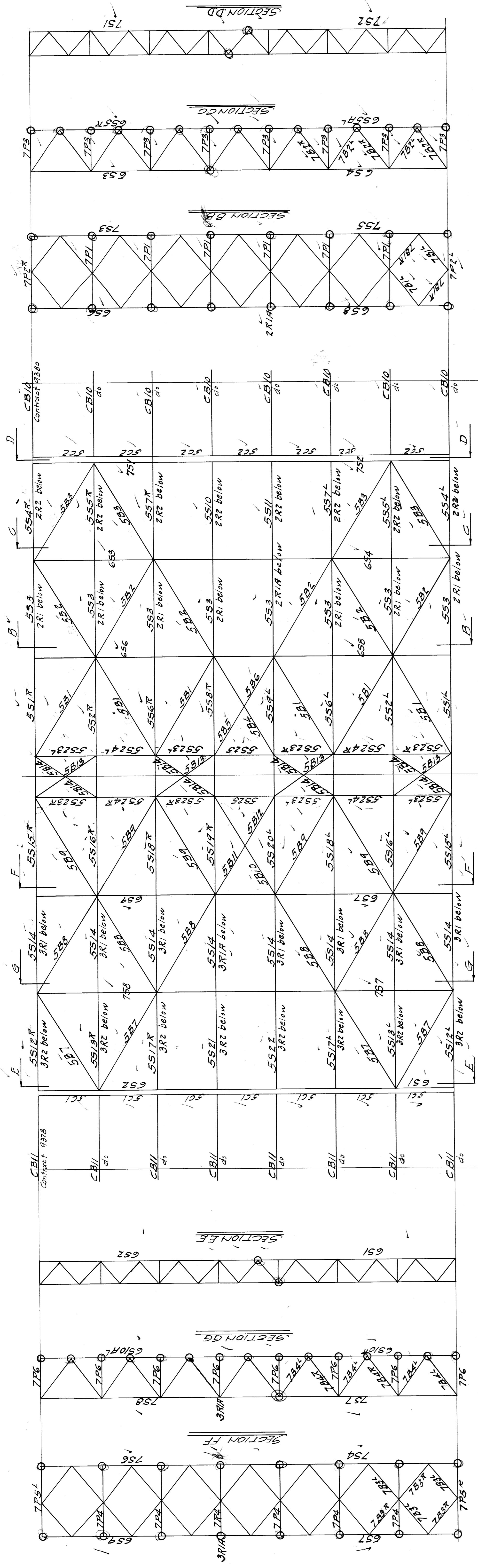
DATE REVISION
 None

SECTION
 None

SHEET NO. 6
 LN00

9378

File BW201-190



NOTE: All points encircled thus \circ to be riveted. All other points bolted.

WISCONSIN BRIDGE & IRON CO.
 NORTH MILWAUKEE, WIS.

FOR: City of Detroit
 LOCATION: Detroit, Mich.
 DESCRIPTION: Belle Isle Bridge Pier No. 10
 DETAILS OF: Section AA

SPECIFICATIONS BY: _____
 REAMING BY: _____
 INSPECTION BY: _____
 SHOP PAINT BY: _____

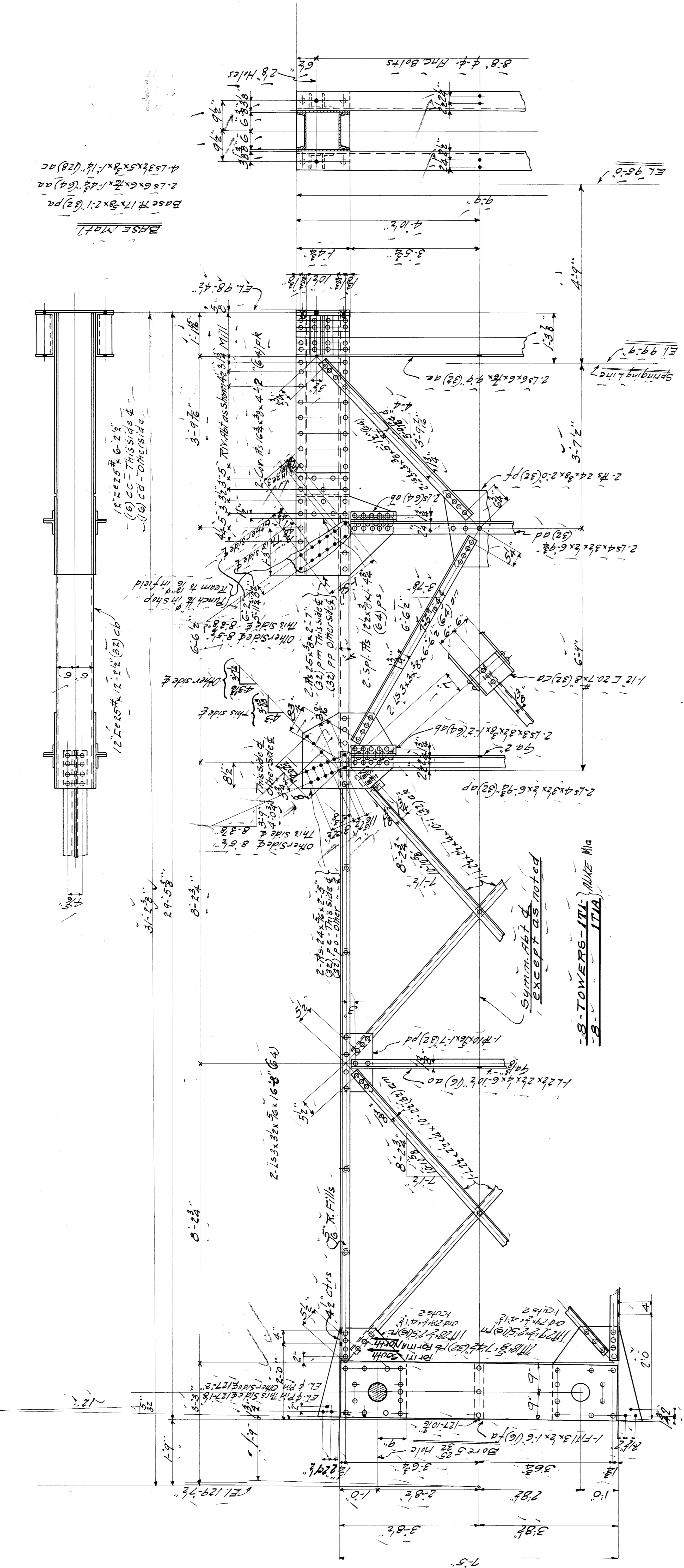
MADE BY: Lemke DATE: 7/21
 TRACED BY: _____ DATE: 4/22
 CHECKED BY: _____ DATE: 4/22

SCALE: 1/4" = 1'-0"
 SECTION: _____

RIVETS: _____
 OPEN HOLES: _____
 UNLESS NOTED: _____

SHEET No. E1
9379

Piers #3+10.
 Pier #10 shown.
 Form L detailed on Bill #305-Cont. 9377.



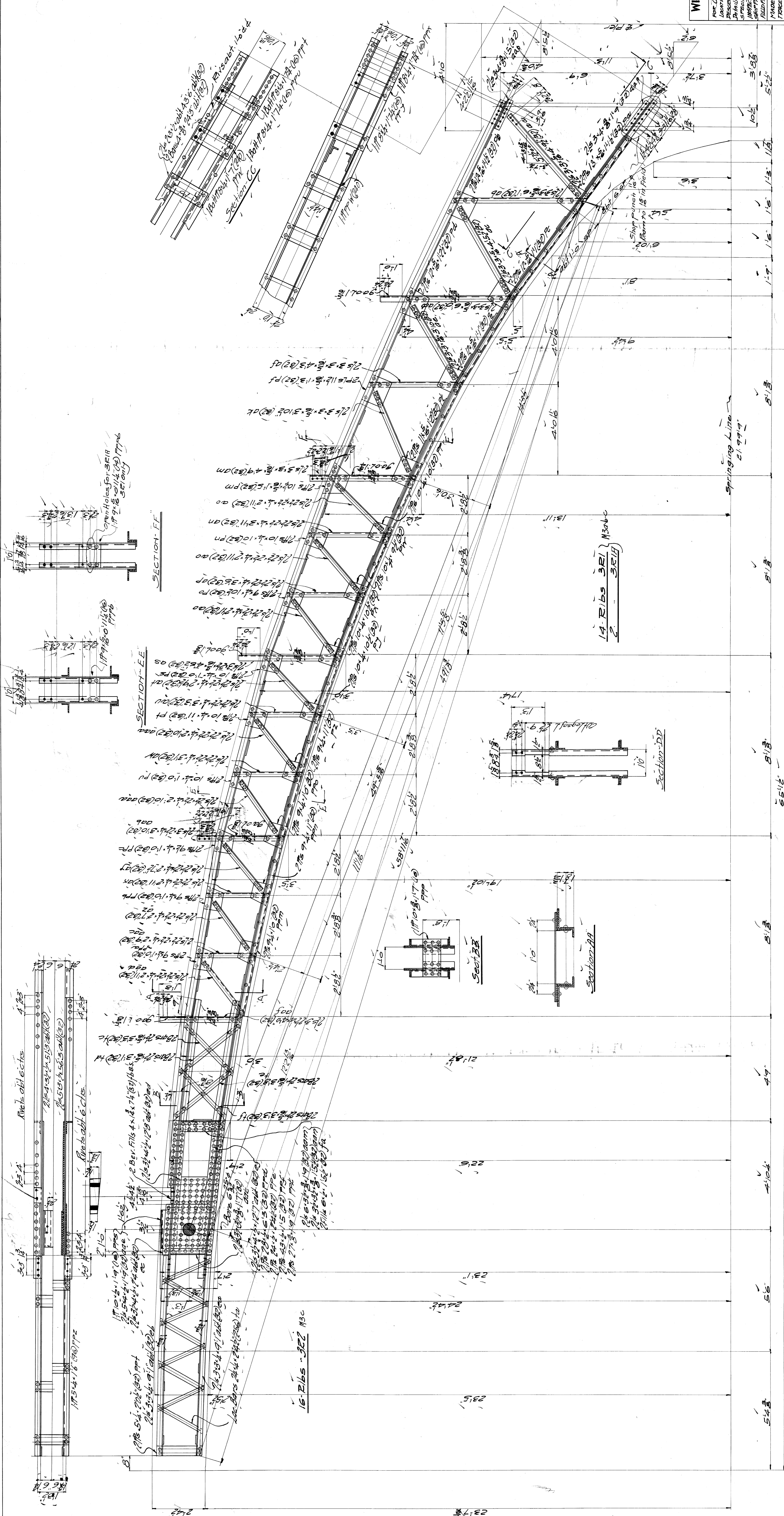
WISCONSIN BRIDGE & IRON CO.
 NORTH MILWAUKEE, WIS.
 FOR City of Detroit
 LOCATION Detroit Mich
 DESCRIPTION Belle Isle Bridge
 DETAILS OF TOWERS PLANS
 SPECIFICATIONS See Specifications
 ERECTED BY W. J. ...
 SHOP PAINT None (See Specifications)
 FIELD PAINT None
 MADE BY C. N. ... DATE 8-22-21
 TRACED BY C. N. ... DATE 1-25-21
 CHECKED BY ... DATE ...
 UNLESS NOTED
 SCALE _____
 DATE REVISED: _____
 SHEET NO. **1**
 SECTION _____
 INCHES
 FEET

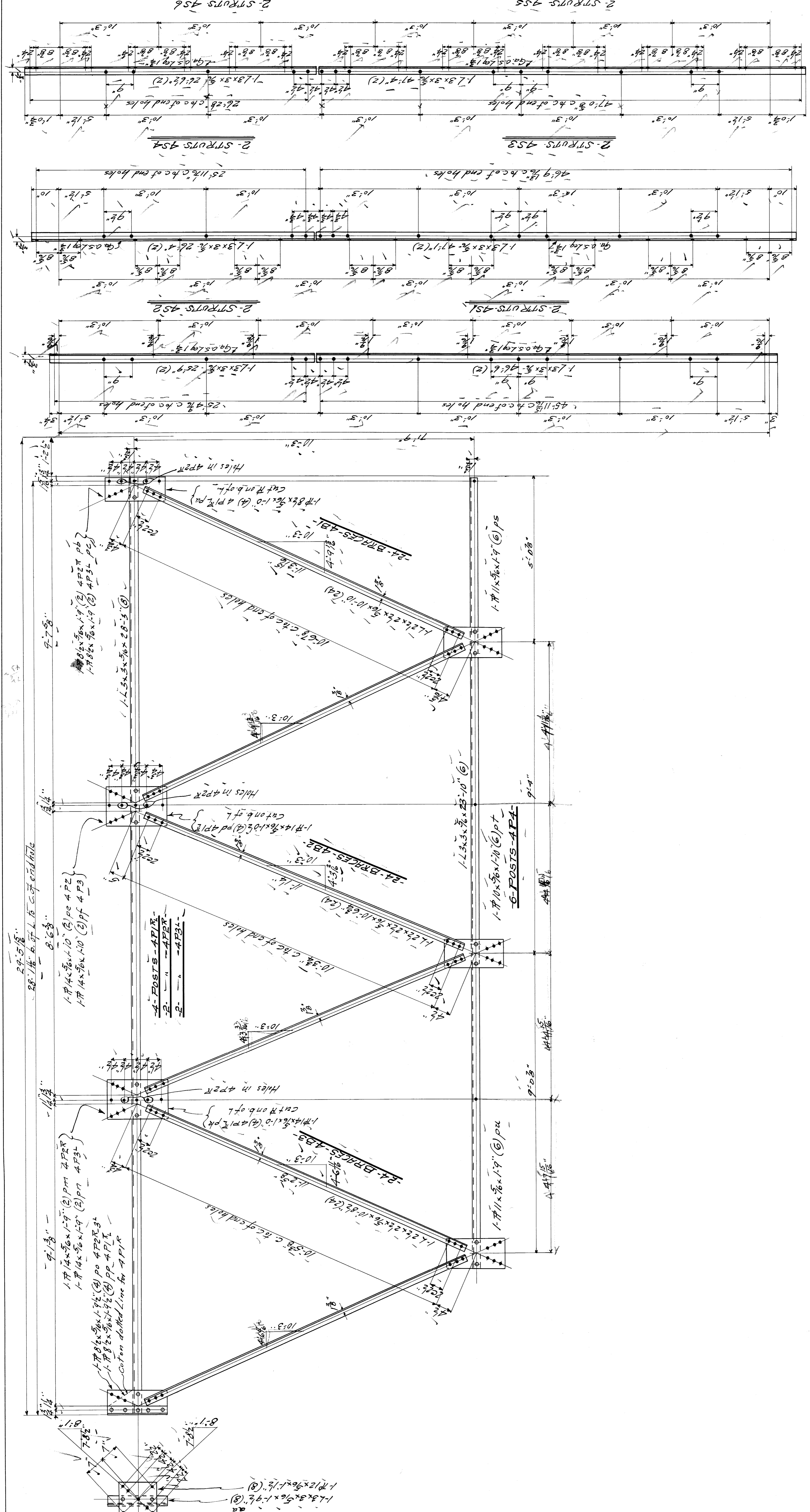
F. 581 CNA 5-22
 BW 201-192

9379

WISCONSIN BRIDGE & IRON CO
NORTH MILWAUKEE WIS.

FOR CITY OF MILWAUKEE
LAWSON DESIGN OFFICE
DESIGNED BY LAWSON DESIGN OFFICE
DRAWN BY J. J. ...
CHECKED BY ...
APPROVED BY ...
DATE ...





Summary

No.	Description	Mark	Mat.
1	Posts	APA	1-P 11x56x1-10 (6) pt
2		AB2	1-P 11x56x1-10 (6) pt
3		AB3	1-P 11x56x1-10 (6) pt
4		AB4	1-P 11x56x1-10 (6) pt
5		AS1	1-L 3x5x5/8x23-10 (6)
6		AS2	1-L 3x5x5/8x23-10 (6)
7		AS3	1-L 3x5x5/8x23-10 (6)
8		AS4	1-L 3x5x5/8x23-10 (6)
9		AS5	1-L 3x5x5/8x23-10 (6)
10		AS6	1-L 3x5x5/8x23-10 (6)

WISCONSIN BRIDGE & IRON CO.
NORTH MILWAUKEE, WIS.

FOR City of Detroit
LOCATION: Detroit Bridge
DESCRIPTION: Beric Isle Bridge
DETAILS OF BRACING AND STRUTS Figs 3-10
SPECIFICATIONS: Sign Interfering Metal
INSPECTED BY: (See Specifications)
SHOP PAINT: (See Specifications)

MADE BY: Date 5/16/21
TRACED BY: Date 4/30/21
CHECKED BY: Date 4/30/21
SCALE: 1/2" = 1'-0"

FIELD PAINT: (See Specifications)

RIVETS: (See Specifications)

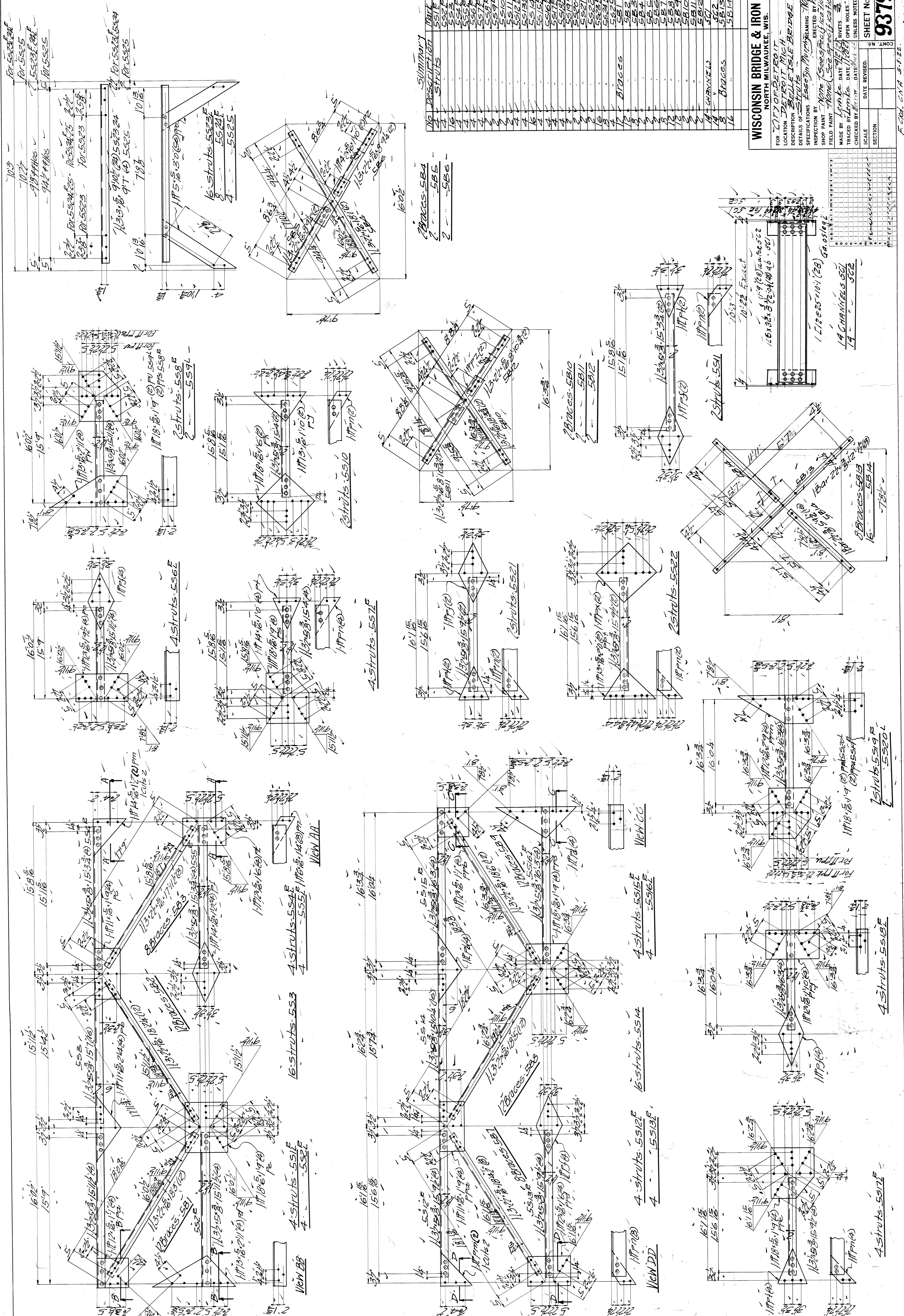
DATE REVISED: (See Specifications)

SECTION: (See Specifications)

SHEET NO. 4

9379

F. W. C. S. N. A. 5-8-22. F. 1/2 BW 20-195



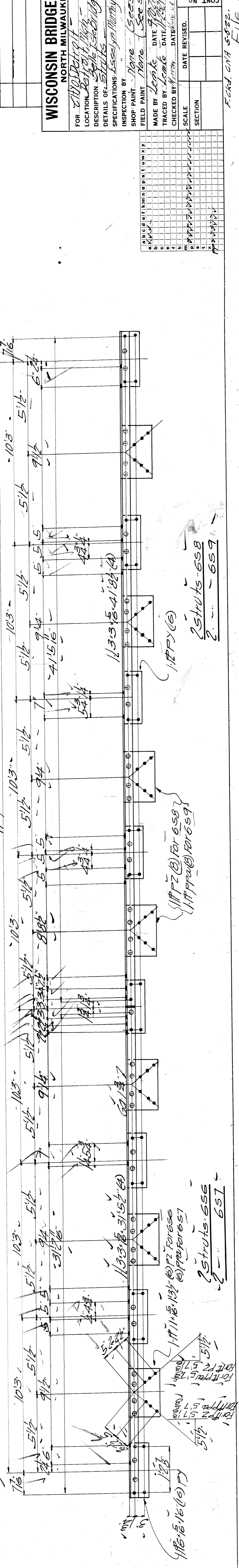
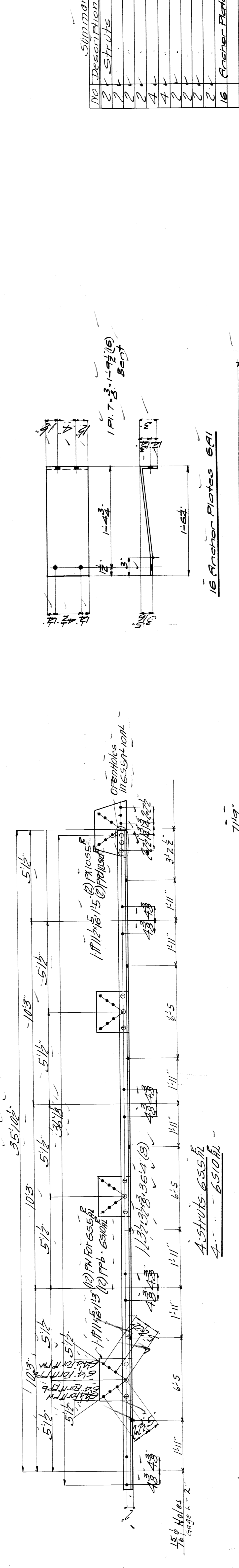
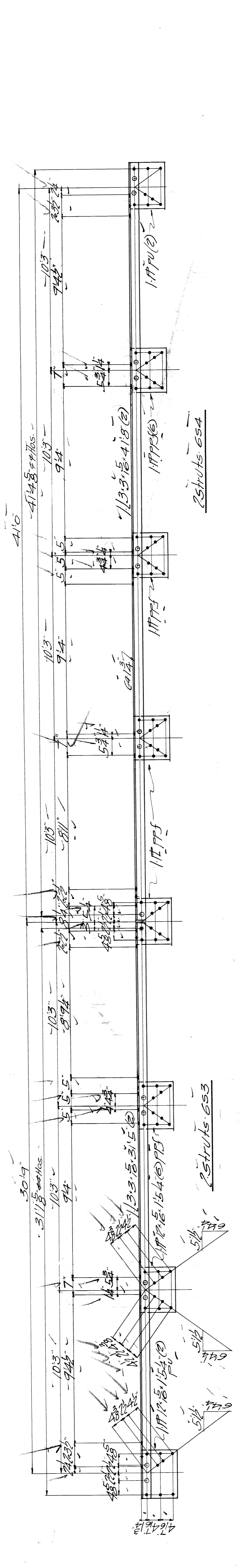
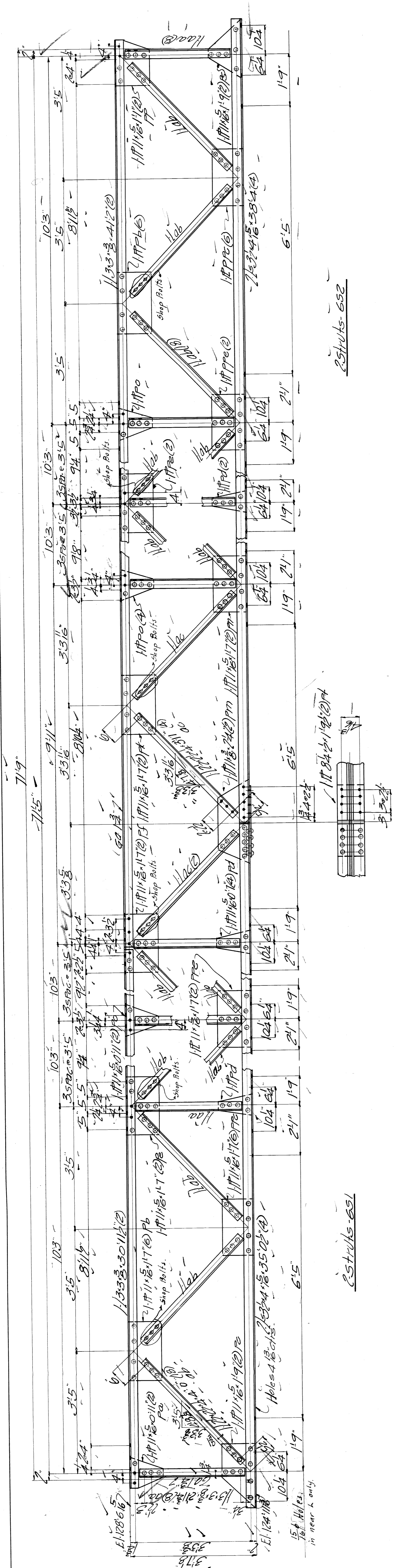
Summary
 2 Braces 5B4
 2 5B5
 2 5B6

No.	Description	Qty.
1	Struts	2
2		2
3		2
4		2
5		2
6		2
7		2
8		2
9		2
10		2
11		2
12		2
13		2
14		2
15		2
16		2

WISCONSIN BRIDGE & IRON CO.
 NORTH MILWAUKEE, WIS.

FOR CITY OF BERTHA
 LOCATION OF BRIDGE
 DESCRIPTION OF BRIDGE ISLE BRIDGE
 DETAILS OF BRIDGE
 SPECIFICATIONS
 SHOP PAINT
 FIELD PAINT
 MADE BY
 TRACED BY
 CHECKED BY
 SCALE
 SECTION

14 CHANNELS
 7 7/8
 14
 UNLESS NOTED
 SHEET NO. **9379**
 5



No.	Description	Part - Mat.
2	STRUTS	651 M64
2		652 M64
2		653 M66
2		654 M66
4		655A
2		656
2		657
2		658
2		659
16	Anchor Plates	6A1 M6

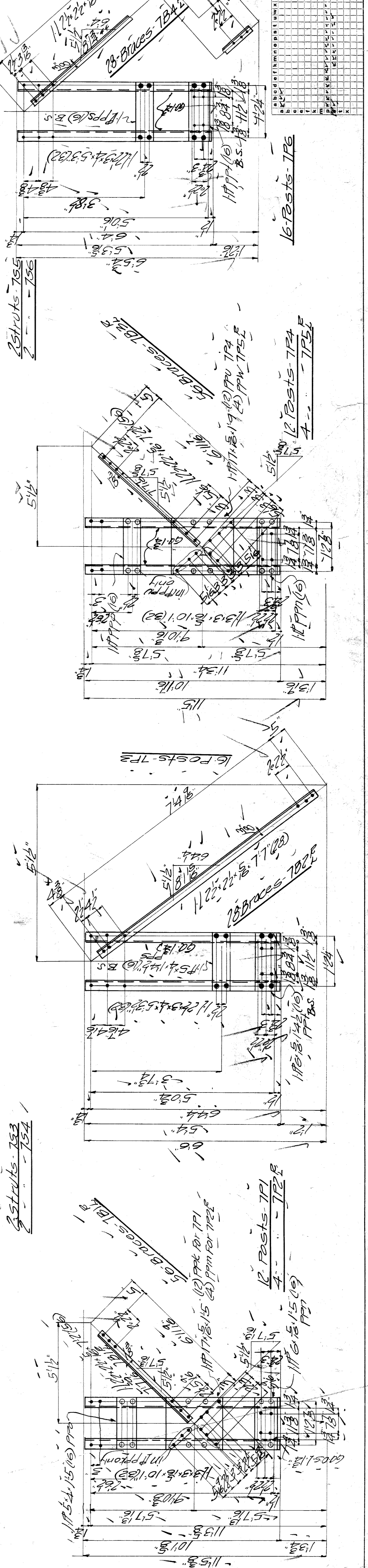
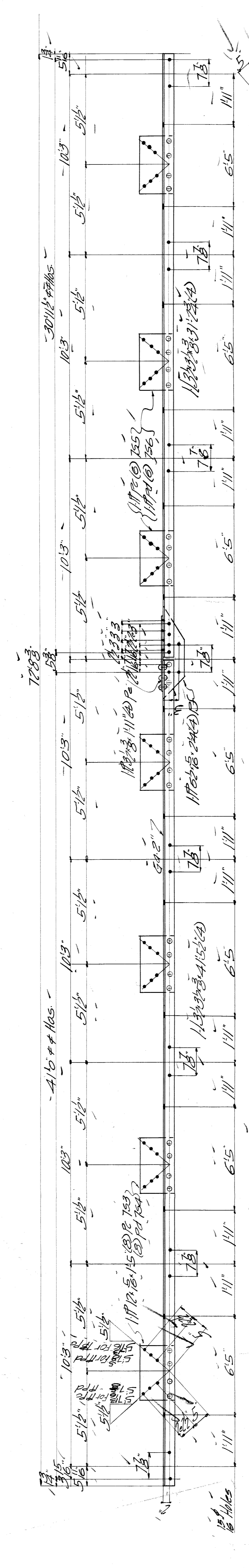
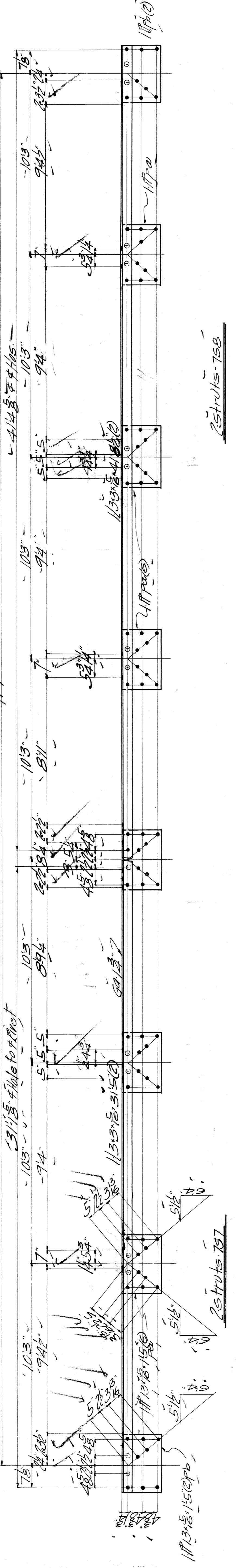
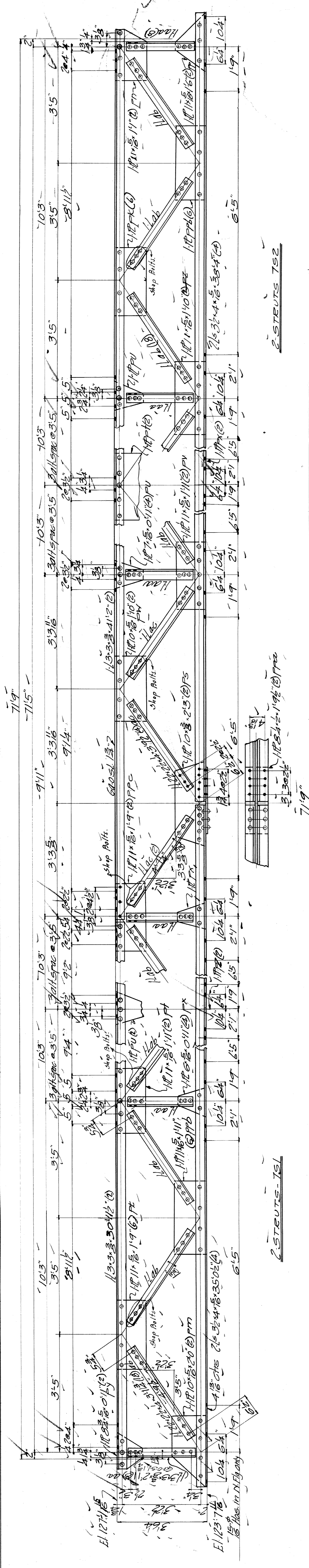
WISCONSIN BRIDGE & IRON CO.
NORTH MILWAUKEE, WIS.

FOR: *2100 Detroit*
LOCATION: *Bay of St. Ignace*
DESCRIPTION: *St. Ignace Bridge for 310*
DETAILS OF: *STRUTS*
SPECIFICATIONS: *See Specifications for 310*
INSPECTED BY: *Essays Murray*
REMARKS: *None*
ERECTED BY: *W.B. & I.C.*
SHOP PAINT: *None*
FIELD PAINT: *None*
MADE BY: *Leopold*
TRACED BY: *None*
CHECKED BY: *None*
SCALE: *1/4" = 1'-0"*
SECTION: *6*

DATE: *7/11/11*
DATE REVISION: *7/11/11*
DATE REVISION: *7/11/11*
DATE REVISION: *7/11/11*
DATE REVISION: *7/11/11*

SHEET No. 6
9379

FORM C-19 5-22 F-11E



No.	Description	Markings
2	STRUTS	751 N10
2		752 N16
2		753
2		754
2		755 M10
2		756
2		757 N10
2		758
12	Posts	761 M10
4		762
12		763
4		764 M10
16		765
16		766
56	Braces	761 B M10
28		762 B
56		763 B M10
56		764 B

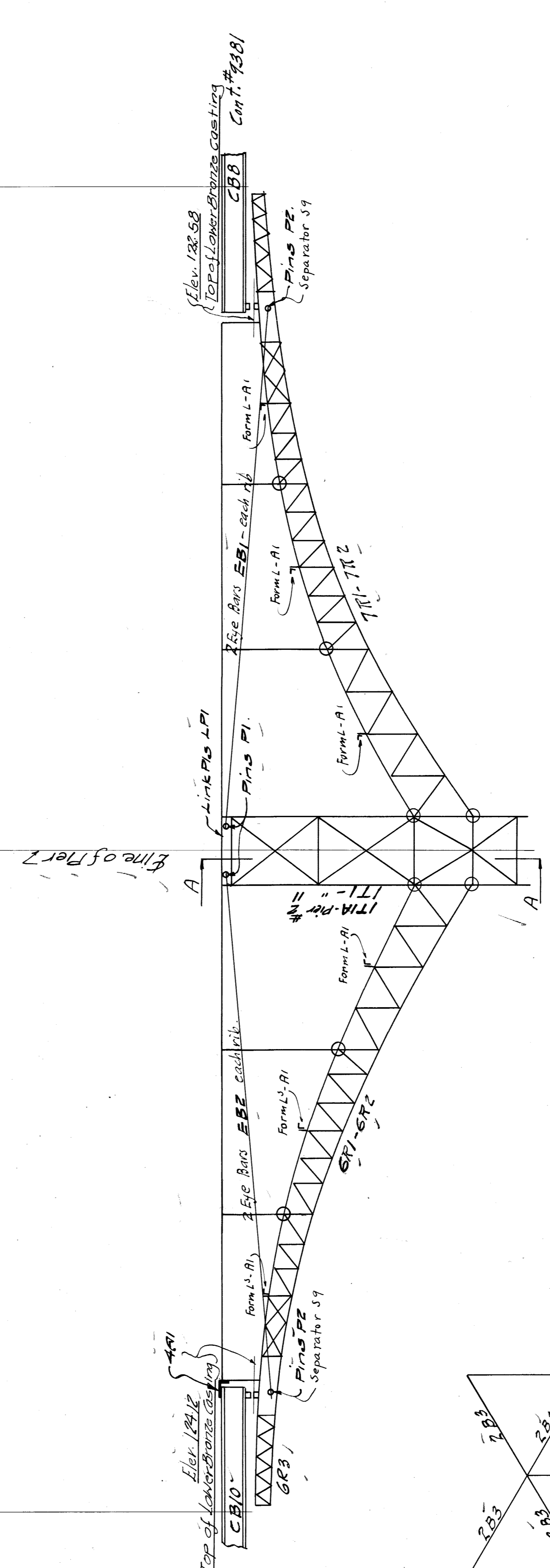
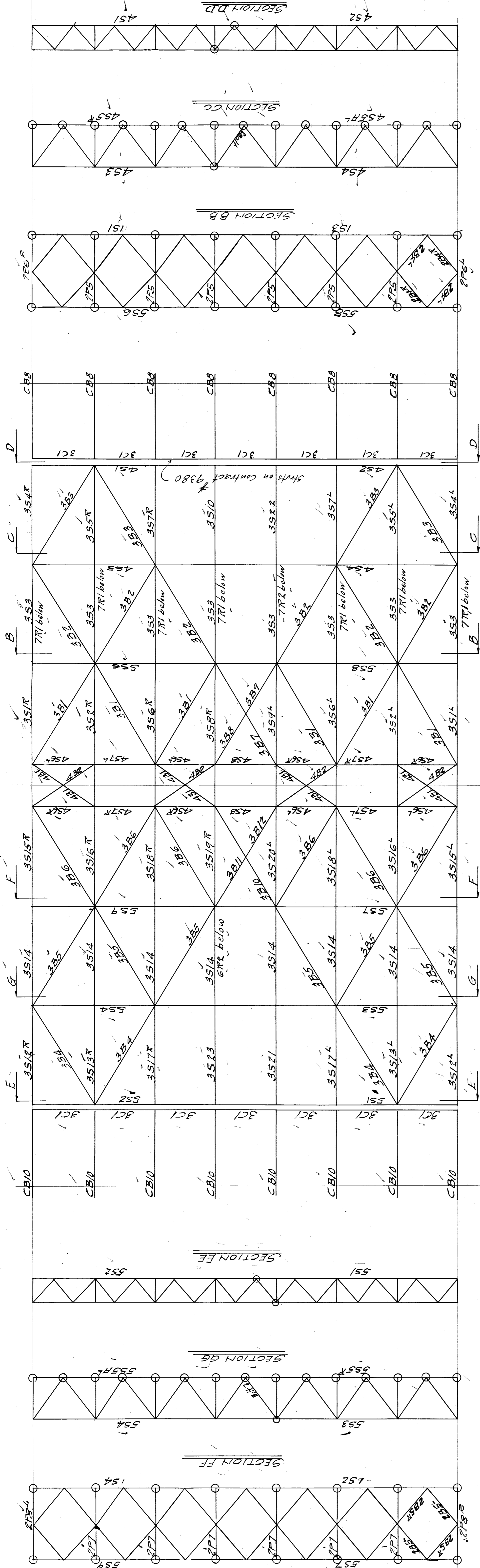
WISCONSIN BRIDGE & IRON CO.
NORTH MILWAUKEE, WIS.

FOR CITY OF DECATUR
LOCATION DECATUR ILLINOIS
DESCRIPTION BELLEVILLE BRIDGE, EAST
DETAILS OF STRUTS - FEBRUARY 1910
SPECIFICATIONS BRIDGE DEPARTMENT, DECATUR ILLINOIS
ERECTED BY W.B.I.C.O.
SHOP PAINT NOTE - See Specifications
FIELD PAINT NOTE - See Specifications

MADE BY LORRAINE DATE 9/25/10 RIVETS 3/8"
TRACED BY DATE 11/25/10 OPEN HOLES 1/2"
CHECKED BY DATE 11/25/10 UNLESS NOTED
SCALE SECTION

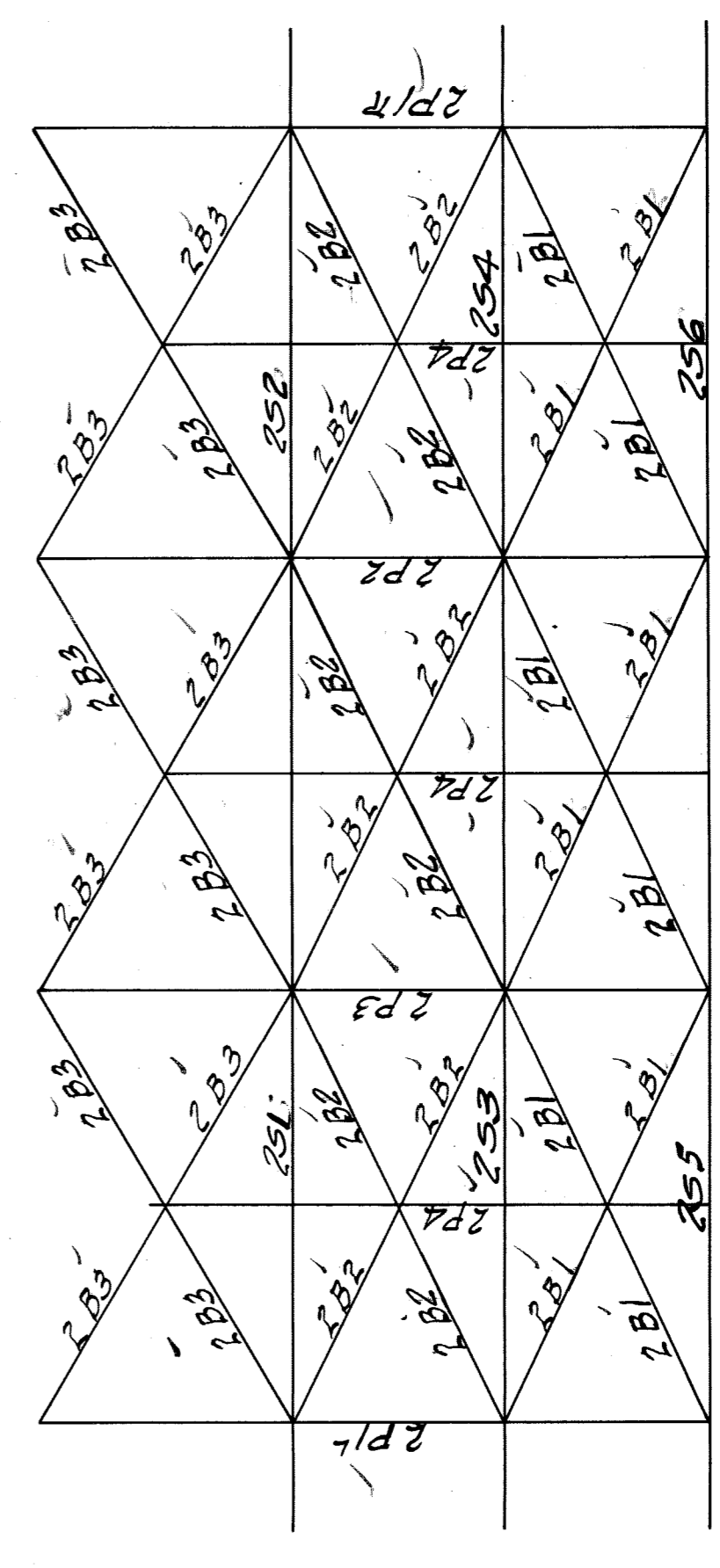
DATE REVISED: _____
SHEET No. 7
9379

Field Cont. 5-8-12 File BW 21-108



All points encircled thus O to be riveted.
 All other points bolted.

PIER #2-11-
 Pier #11 - Shown
 Pier #2 - Symm. by rotation.
 Form L1 Detailed on Bill #305-Cont #377



Braiding on line of Pier
 SECTION AA

WISCONSIN BRIDGE & IRON CO.
 NORTH MILWAUKEE, WIS.

FOR: CITY OF DETROIT
 LOCATION: DETROIT MI
 DESCRIPTION: BELLEVILLE BRIDGE Pier 2-11
 DETAILS OF: SECTION 11-11

SPECIFICATIONS
 REAMING
 INSPECTION BY
 SHOP PAINT

MADE BY: Lerville DATE: 7/27/12
 TRACED BY: Merson DATE: DATE
 CHECKED BY: DATE: DATE


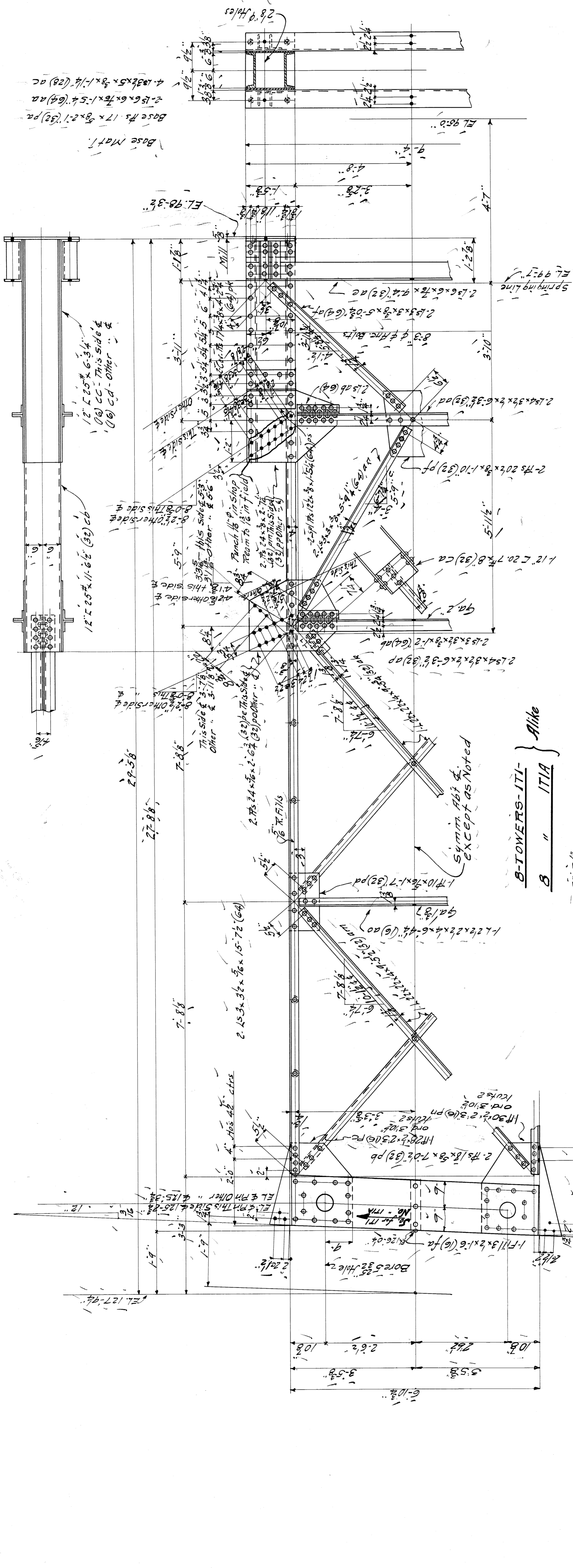
FIELD PAINT
 MADE BY: Lerville DATE: 7/27/12
 TRACED BY: Merson DATE: DATE
 CHECKED BY: DATE: DATE

OPEN HOLES
 UNLESS NOTED

SCALE: 1/8" = 1'-0"
 SECTION: 11-11

SHEET No. E1

9380



Summary of Parts

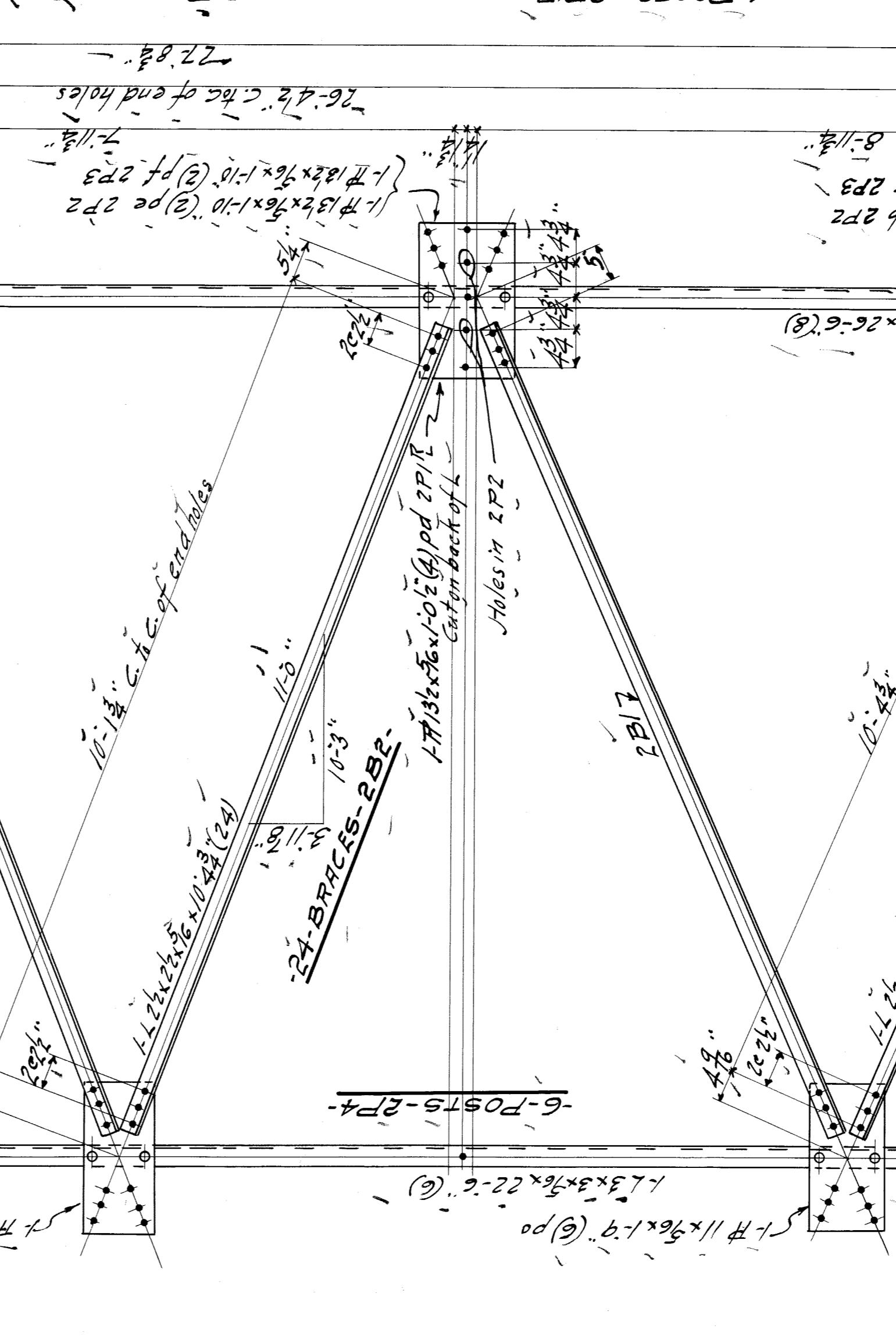
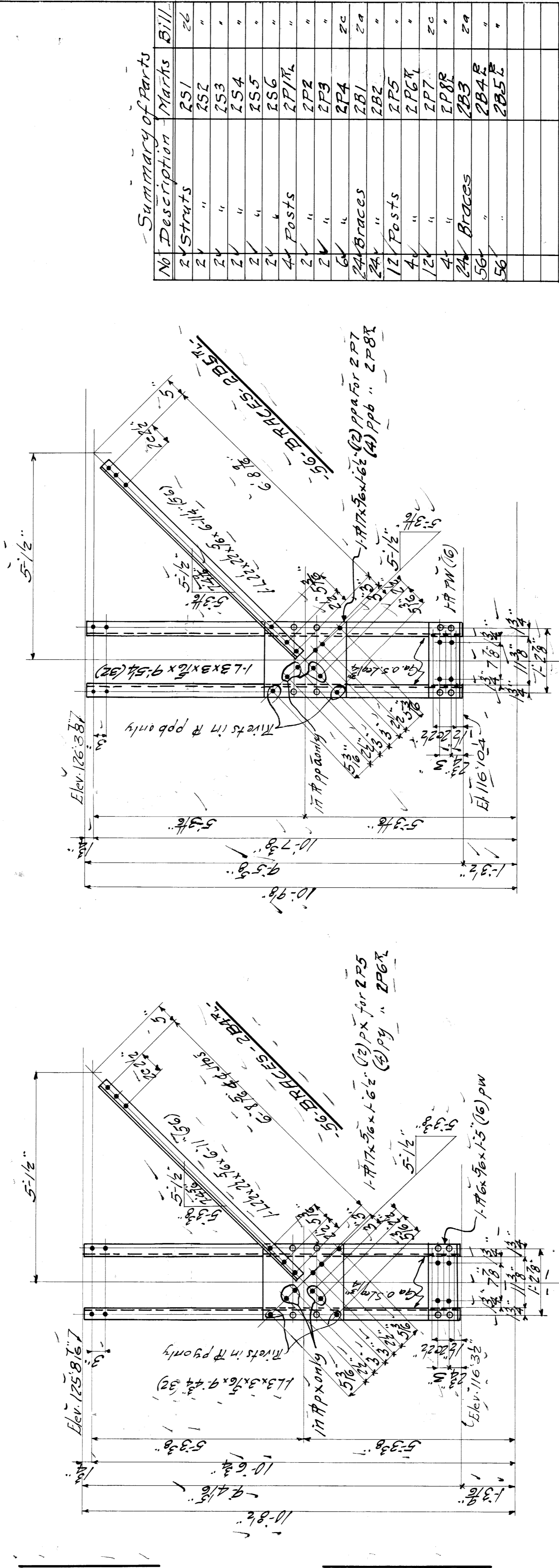

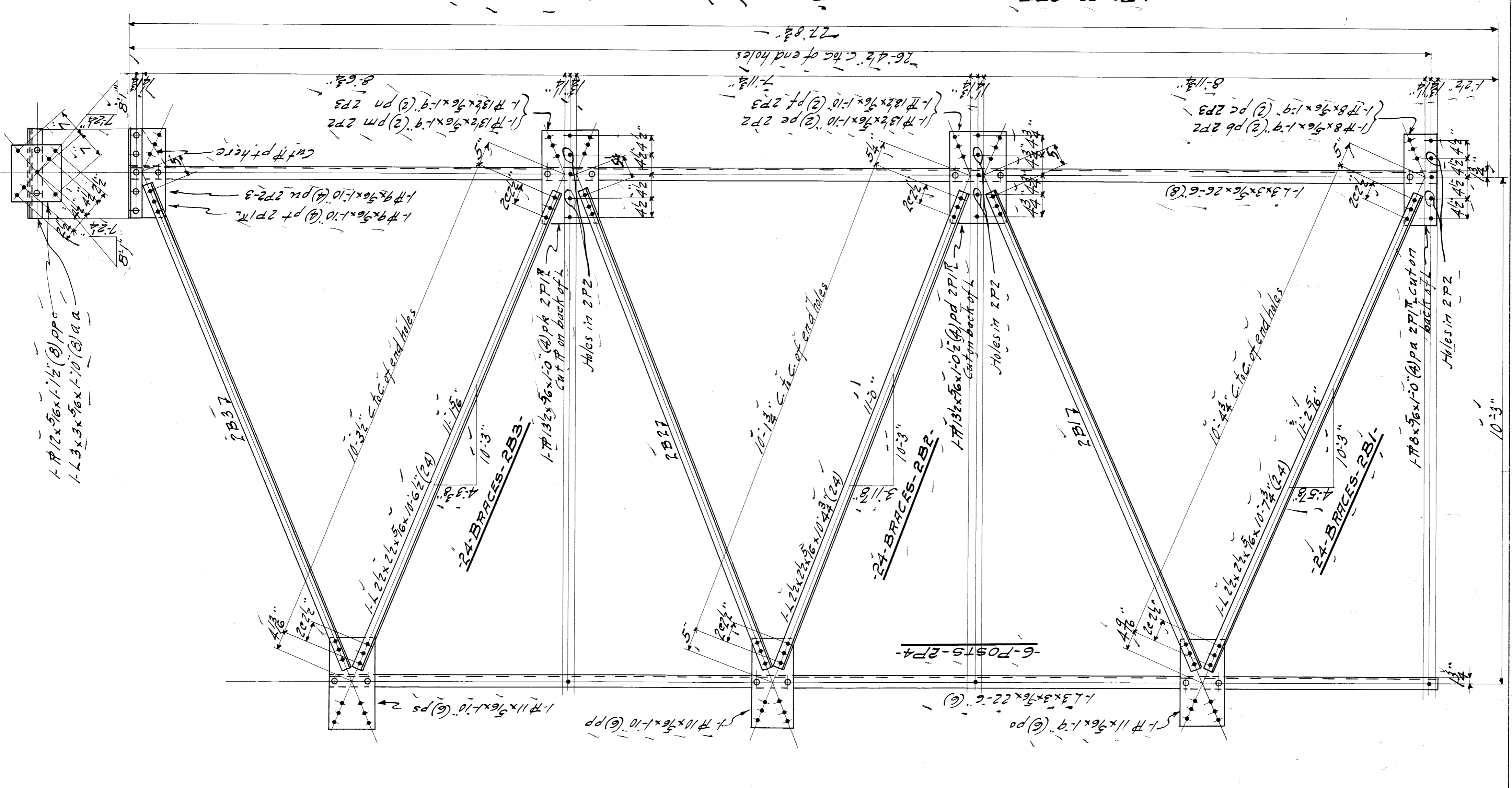
No.	Description	Quantity	Remarks
1	8 Towers	171	
2	2 Struts	151	
3	2 "	152	
4	2 "	153	
5	8 Towers	171A	

WISCONSIN BRIDGE & IRON CO.
NORTH MILWAUKEE, WIS.

FOR City of Detroit
LOCATION Detroit Mich
DESCRIPTION Belle Isle Bridge
DETAILS OF Towers & Struts
SPECIFICATIONS by the Engineering
INSPECTED BY None (See Specifications)
FIELD PAINT None
MADE BY CNA DATE 7-30-22
TRACED BY S.M.M. DATE 12-28-22 OPEN HOLES 1/8"
CHECKED BY J.M.M. DATE 1-11-23 UNLESS NOTED
SCALE DATE REVISED SHEET No. 1
SECTION

9380

F. Ed. by CNA File BW 201-200

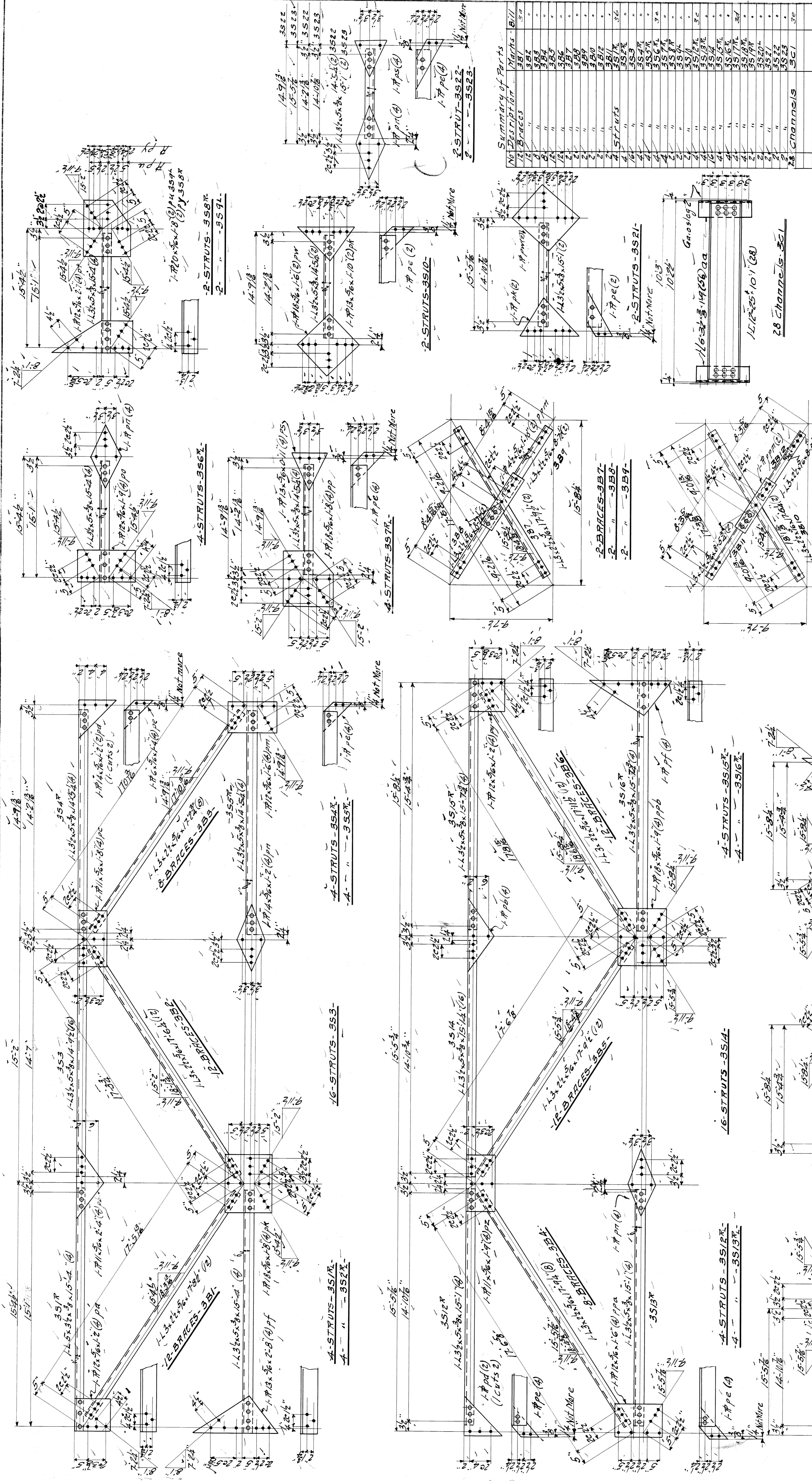


Summary of Parts

No	Description	Marks	Bill
21	21 Struts	2S1	26
22	"	2S2	"
23	"	2S3	"
24	"	2S4	"
25	"	2S5	"
26	"	2S6	"
27	4 Posts	2P1	"
28	"	2P2	"
29	"	2P3	"
30	"	2P4	"
31	24 Braces	2B1	24
32	"	2B2	"
33	"	2B3	"
34	"	2B4	"
35	"	2B5	"
36	"	2B6	"
37	"	2B7	"
38	"	2B8	"
39	"	2B9	"
40	"	2B10	"

WISCONSIN BRIDGE & IRON CO.
NORTH MILWAUKEE, WIS.

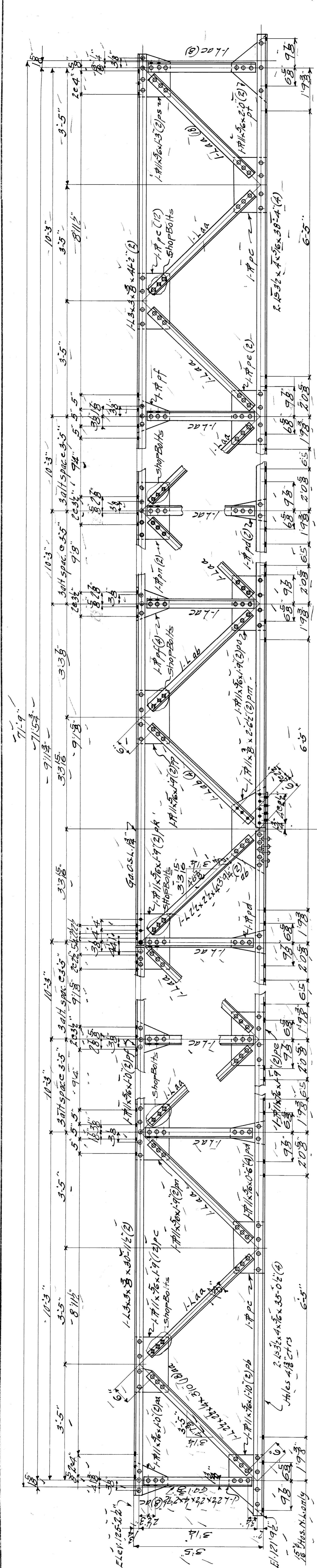
FOR CITY of Detroit
LOCATION Detroit, Mich
DESCRIPTION Belle Isle Bridge
DETAILS OF BRIDGE STRUTS - Piers 2-11
SPECIFICATIONS Design Murphy, REAMING
INSPECTED BY
SHOP PAINT None (See Specifications)
FIELD PAINT
MADE BY M. P. DATES 8/17/21 RIVETS 3/8"
TRACED BY S. P. DATES 8/22/21 OPEN HOLES 1/2"
CHECKED BY M. P. DATES 8/22/21 UNLESS NOTED
SCALE DATE REVISED. SHEET NO. **2**
SECTION



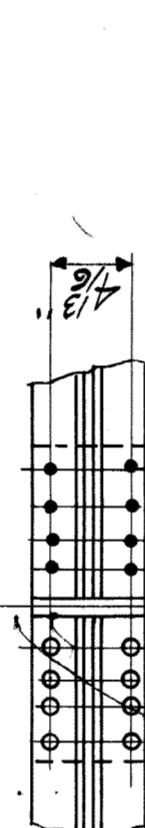
No.	Description of Parts	Quantity	Notes
1	Braces	12	
2	"	12	
3	"	12	
4	"	12	
5	"	12	
6	"	12	
7	"	12	
8	"	12	
9	"	12	
10	"	12	
11	"	12	
12	"	12	
13	"	12	
14	"	12	
15	"	12	
16	"	12	
17	"	12	
18	"	12	
19	"	12	
20	"	12	
21	"	12	
22	"	12	
23	"	12	
24	"	12	
25	"	12	
26	"	12	
27	"	12	
28	"	12	
29	"	12	
30	"	12	
31	"	12	
32	"	12	
33	"	12	
34	"	12	
35	"	12	
36	"	12	
37	"	12	
38	"	12	
39	"	12	
40	"	12	
41	"	12	
42	"	12	
43	"	12	
44	"	12	
45	"	12	
46	"	12	
47	"	12	
48	"	12	
49	"	12	
50	"	12	
51	"	12	
52	"	12	
53	"	12	
54	"	12	
55	"	12	
56	"	12	
57	"	12	
58	"	12	
59	"	12	
60	"	12	
61	"	12	
62	"	12	
63	"	12	
64	"	12	
65	"	12	
66	"	12	
67	"	12	
68	"	12	
69	"	12	
70	"	12	
71	"	12	
72	"	12	
73	"	12	
74	"	12	
75	"	12	
76	"	12	
77	"	12	
78	"	12	
79	"	12	
80	"	12	
81	"	12	
82	"	12	
83	"	12	
84	"	12	
85	"	12	
86	"	12	
87	"	12	
88	"	12	
89	"	12	
90	"	12	
91	"	12	
92	"	12	
93	"	12	
94	"	12	
95	"	12	
96	"	12	
97	"	12	
98	"	12	
99	"	12	
100	"	12	

WISCONSIN BRIDGE & IRON CO.
 NORTH MILWAUKEE, WIS.

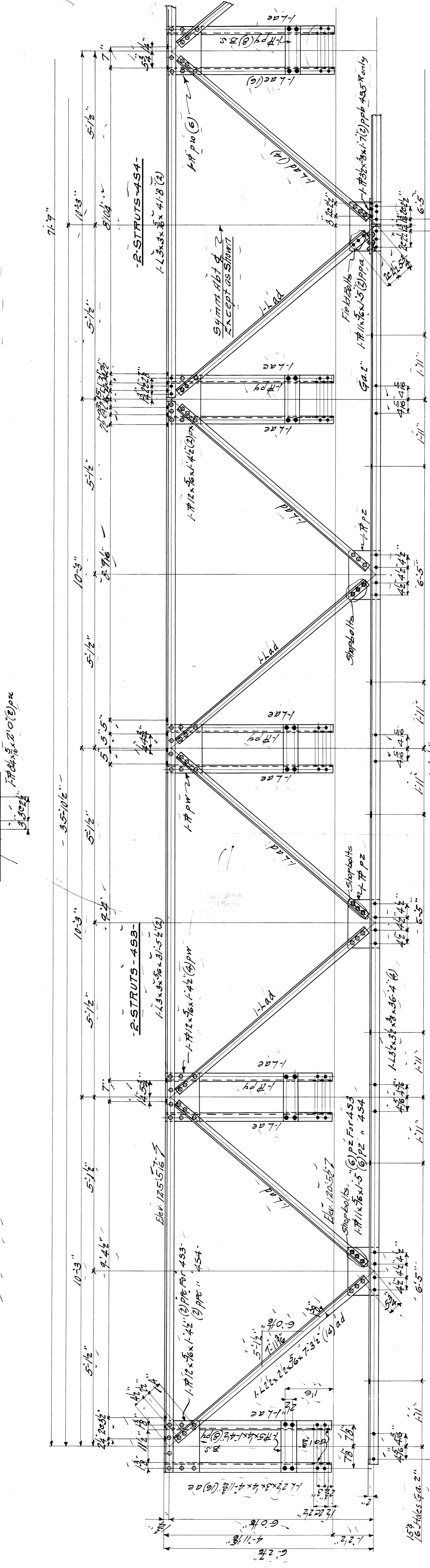
FOR CITY OF DETROIT
 LOCATION: Detroit, Mich.
 DESCRIPTION: Belle Isle Bridge
 DETAILS OF STRUCTURE: See Specifications
 SPECIFICATIONS: See Specifications
 SHOP PAINT: None
 FIELD PAINT: None
 MADE BY: L. F. ...
 TRACED BY: E. P. ...
 CHECKED BY: L. F. ...
 DATE: ...
 UNLESS INDICATED OTHERWISE
 SHEET NO. 3
 9380



-R-STRUTS-451-

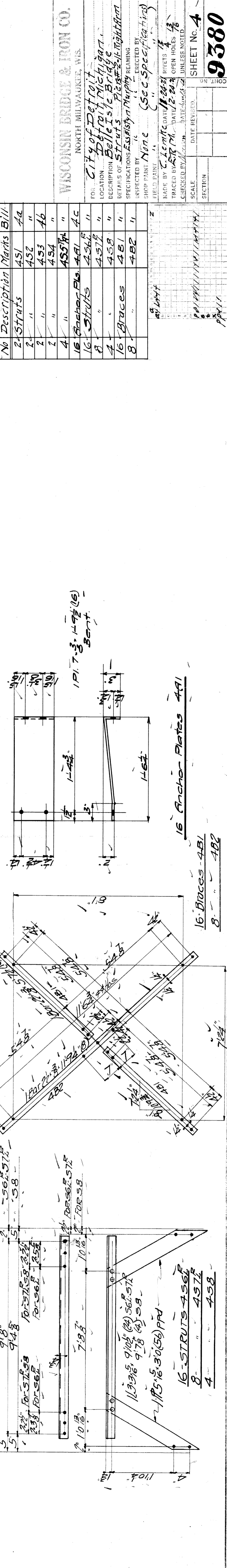
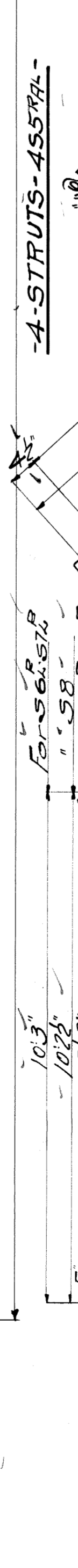


-R-STRUTS-452-




-R-STRUTS-453-

-R-STRUTS-454-



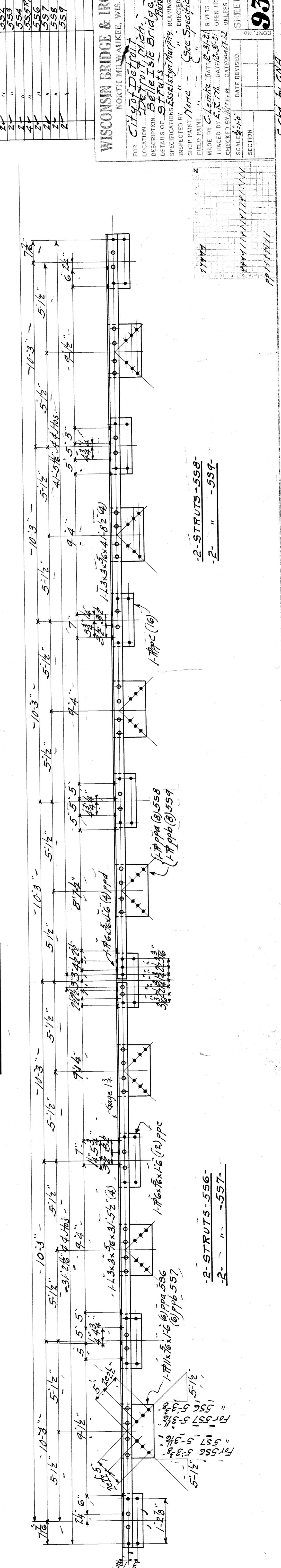
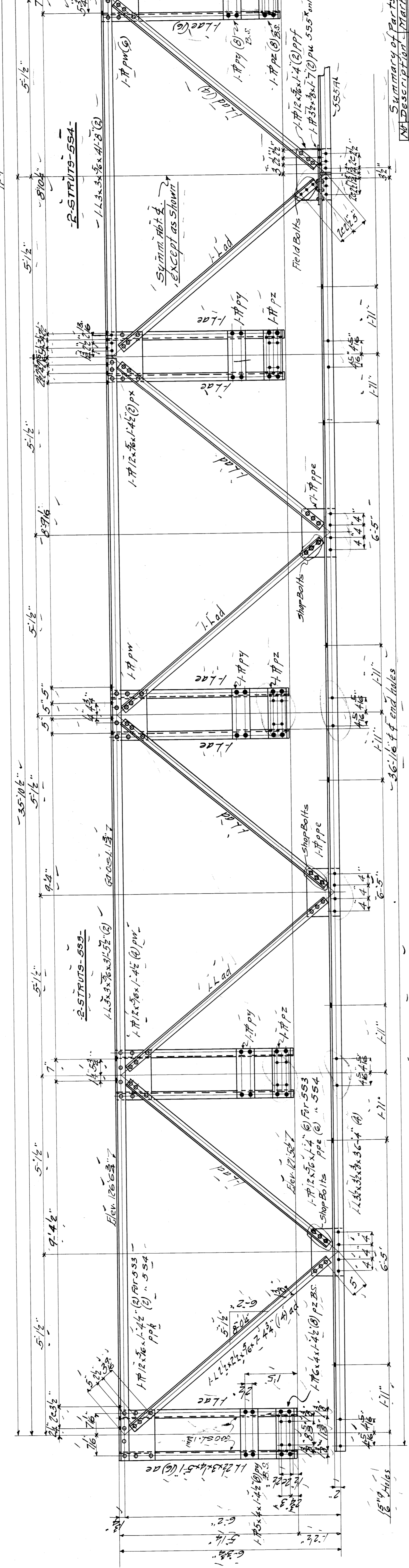
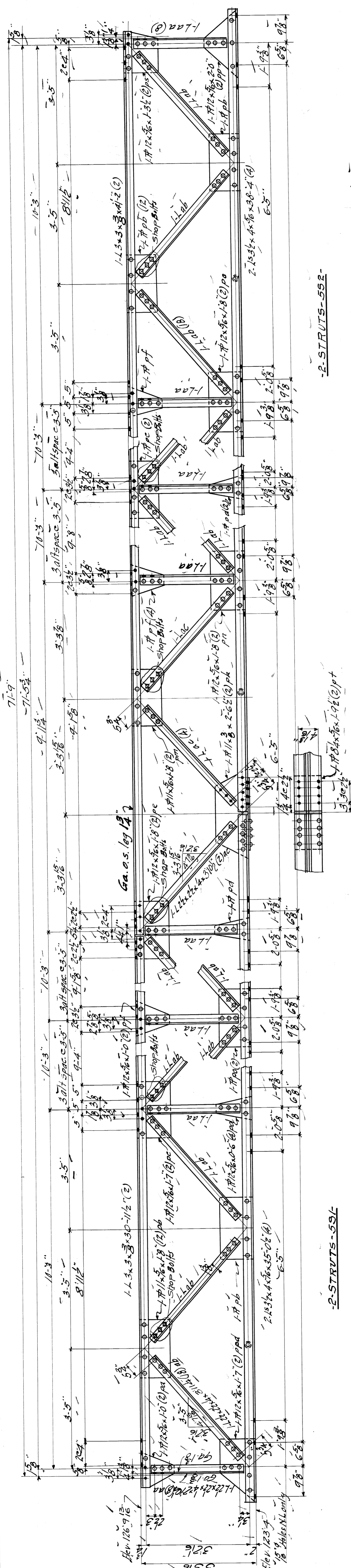
-A-STRUTS-455-



Summary of Parts

No	Description	Marks	Bill
2	Struts	451	4A
2	"	452	"
2	"	453	4B
2	"	454	"
4	"	455A	"
16	Anchor Plates	4A1	4C
8	Struts	457E	"
4	Braces	4B1	"
8	"	4B2	"

WISCONSIN BRIDGE & IRON CO.
NORTH MILWAUKEE, WIS.
FOR: City of Detroit
LOCATION: Detroit Michigan
DESCRIPTION: Belle Isle Bridge
DETAILS OF: Struts
SPECIFICATIONS: As Shown
INSPECTED BY: [Name]
FIELD PAINT: [Name]
MADE BY: [Name]
DATE: 12-24-23
CHECKED BY: [Name]
SCALE: [Scale]
SECTION: [Section]
SHEET NO. 4
9380



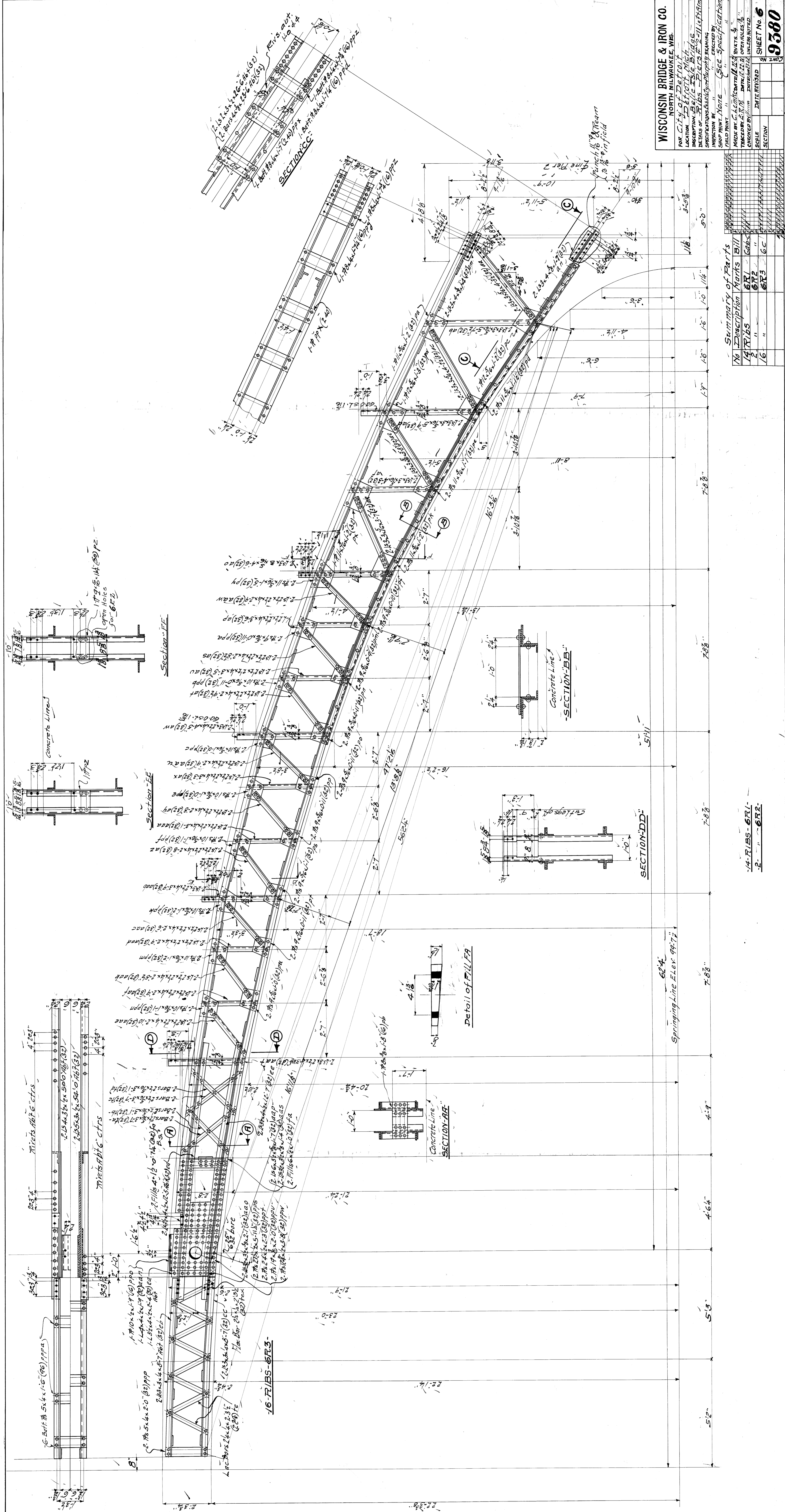
Summary of Parts

Part Description	Quantity	Part No.
2-STRUTS	551	551
"	552	552
"	553	553
"	554	554
"	555	555
"	556	556
"	557	557
"	558	558
"	559	559

WISCONSIN BRIDGE & IRON CO.
NORTH MILWAUKEE, WIS.

FOR CITY OF DETROIT
LOCATION Belle Isle Bridge
DESCRIPTION Belle Isle Bridge
DETAILS OF STRUTS
SPECIFICATIONS: WELDED REINFORCED
SHIP PAINT: None (See Specifications)
ERECTED BY
FIELD PAINT: None (See Specifications)
MADE BY Calculte DATE: 2-13-12
TRACED BY: L.C. 771 DATE: 2-13-12
CHECKED BY: J.P. 771 DATE: 2-13-12
SC ALL: 2-13-12
DATE REVISION: _____
SECTION _____
SHEET No. 5

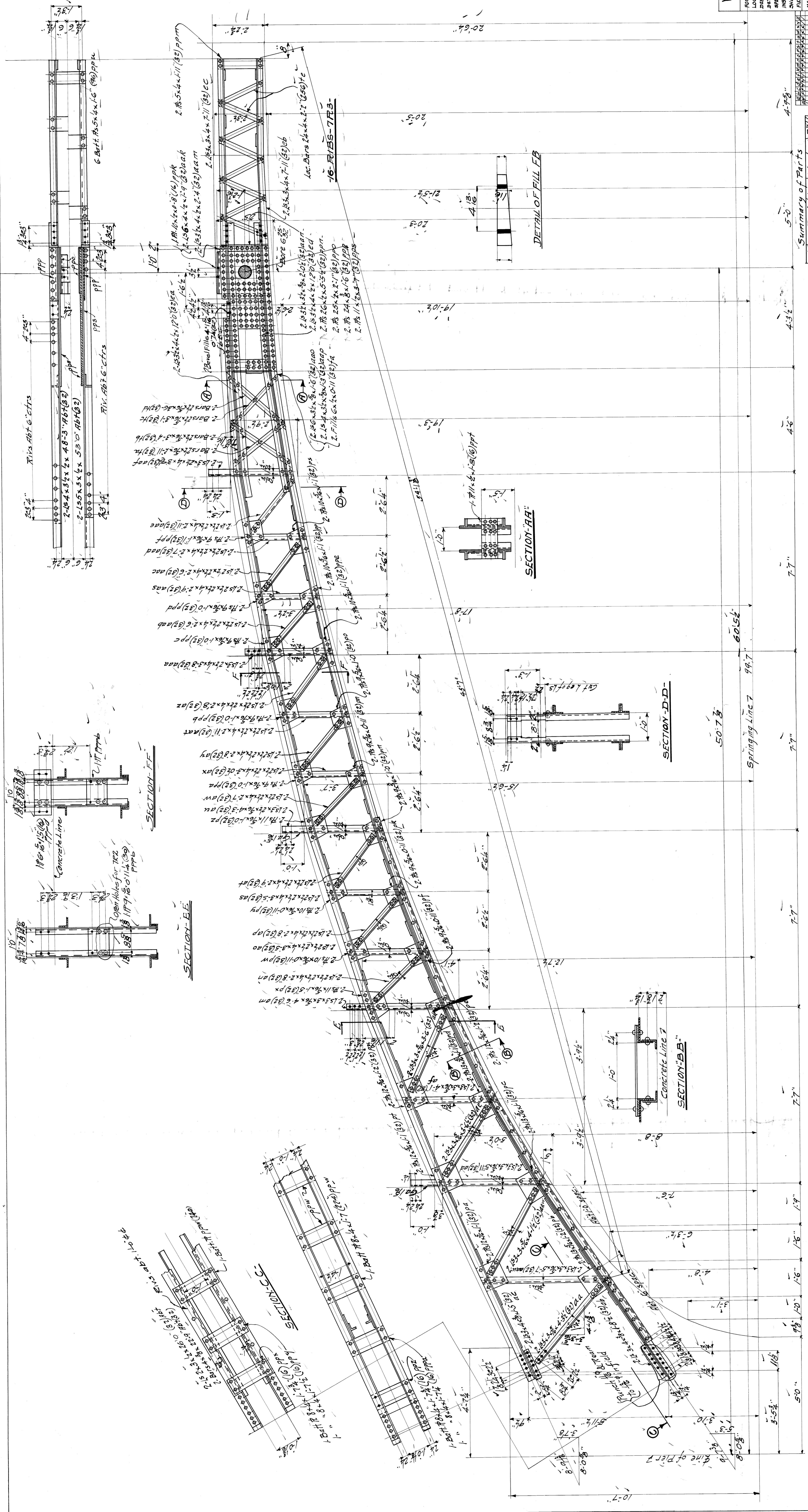
FOR CITY OF DETROIT	LOCATION: DETROIT, MICH.	DATE: FEBRUARY 11, 1917	SCALE: AS SHOWN
DESCRIPTION: PILE DRIVING MACHINE	DESIGNED BY: W. L. RYAN	CHECKED BY: C. J. RYAN	DATE RECEIVED: 2/11/17
SECTION: ORIGINAL ASSEMBLY DRAWING	SECTION: ORIGINAL ASSEMBLY DRAWING	SECTION: ORIGINAL ASSEMBLY DRAWING	SECTION: ORIGINAL ASSEMBLY DRAWING



No	Description of Parts	Quantity	Bill of Materials
14	RIBS	6	6R1
15	TRUSS	1	6R2
16	CONCRETE	6	6R3

Summary of Parts

14 RIBS - 6R1
2 - 6R2



WISCONSIN BRIDGE & IRON CO.
 NORTH MILWAUKEE, WIS.
 FOR City of Detroit
 LOCATION Belle Isle Bridge
 DESCRIPTION Belle Isle Bridge
 DETAILS OF RIBS Pier 2-11
 DRAWING NUMBER 1050-15
 ARCHITECT ASSOCIATE ENGINEERS AND ARCHITECTS
 INSPECTOR NOTE (See Specifications)
 FIELD PAINT " (See Specifications)
 MADE BY C. Lester Smith (L.S.S.) DRAWING NO. 1050-15
 REVISIONS
 REVISION NO. DATE MADE BY
 SCALE 1/4" = 1'-0"
 DATE REVISED
 SECTION
 SHEET NO. 7
 9380

Summary of Parts	
No. Description	Parts
14 Ribs	TR1
2 "	TR2
16 "	TR3

14 RIBS - TRI-
 2 - " - TR2-

Summary of Parts	
No. Description	Parts
14 Ribs	TR1
2 "	TR2
16 "	TR3

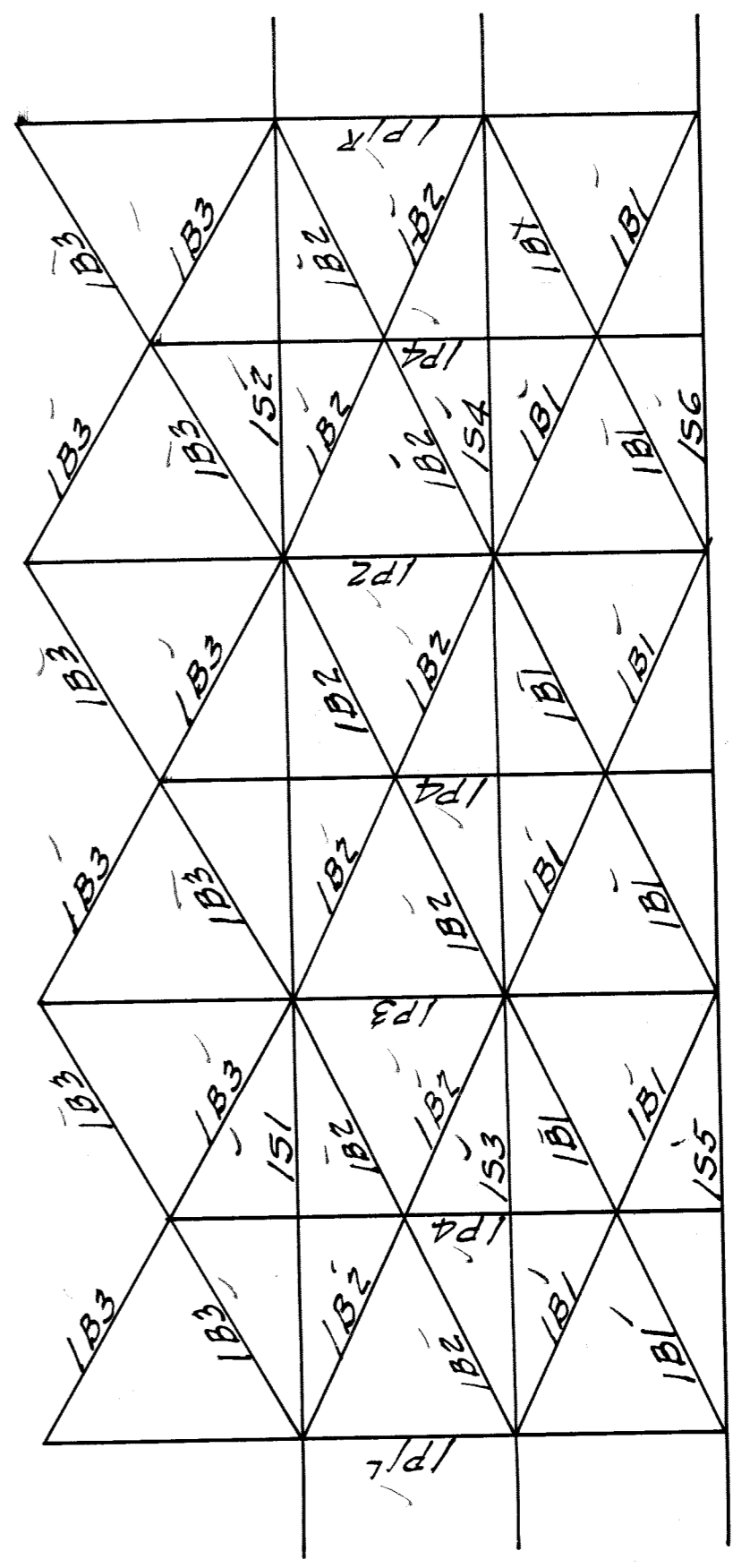
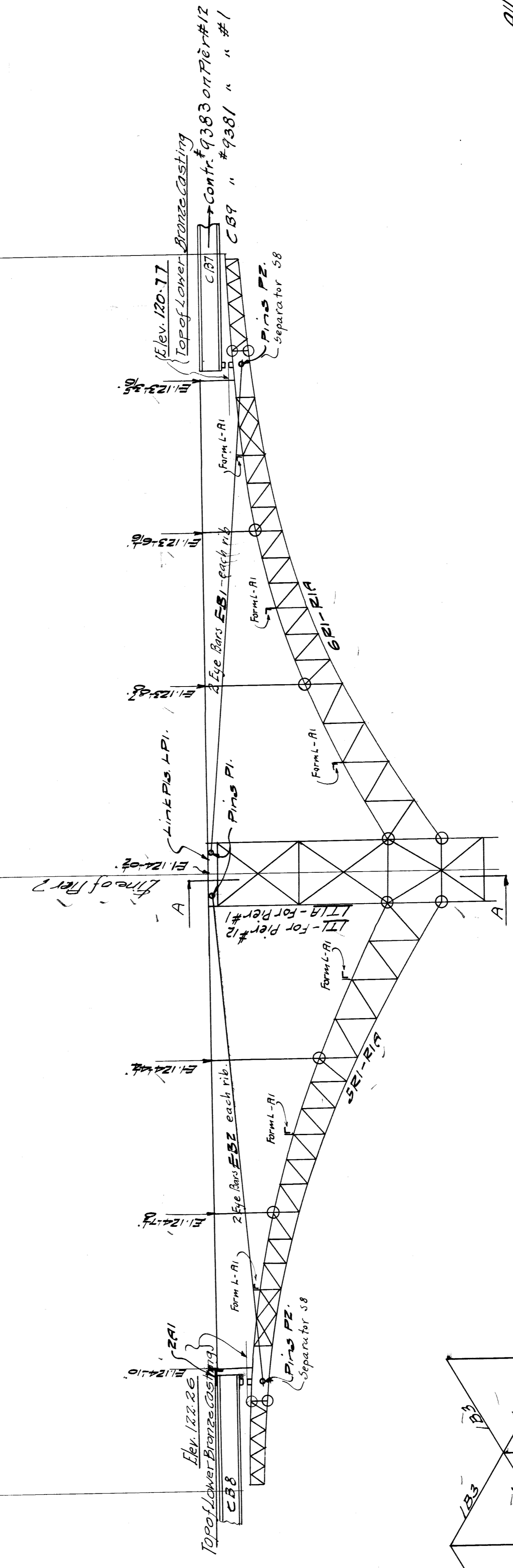
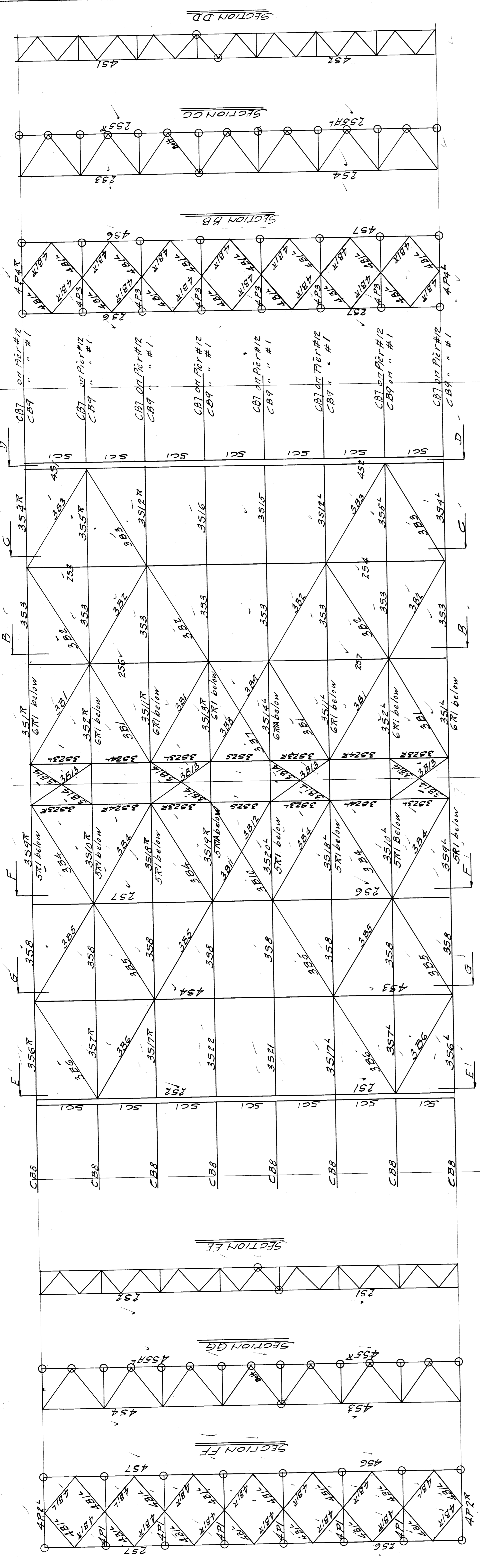
50'-7 1/8"
 Springing line 7 99'-7"
 60'-5 1/2"

7'-7"
 7'-7"
 7'-7"

7'-6"
 7'-6"
 7'-6"
 7'-6"
 7'-6"
 7'-6"

9'-10"
 11'-5"
 5'-5 1/2"
 5'-0"
 10'-7"
 10'-7"
 10'-7"
 10'-7"
 10'-7"
 10'-7"
 10'-7"
 10'-7"
 10'-7"

Filed by GNA
 BWR-206



PIERS #1-12.
Pier-12 shown Pier #1 Sym by Rotation
Form L-R1 detailed on Bill #305-9377

All points encircled thus O to be riveted.
All other points bolted.

WISCONSIN BRIDGE & IRON CO.
NORTH MILWAUKEE, WIS.

FOR: CITY OF DETROIT
LOCATION: DETROIT, MICH.
DESCRIPTION: BELLE ISLE BRIDGE Pier #12
DETAILS OF: BRACING TRUSS


PREPARED BY: [Name]
SPECIFICATIONS: [Name]
INSPECTED BY: [Name]
ERECTED BY: [Name]
SHOP PAINT: [Name]

MADE BY: [Name] DATE: 9/22/22
TRACED BY: [Name] DATE: 10/15/22
CHECKED BY: [Name] DATE: 10/15/22
SCALE: 1/4" = 1'-0"
SECTION: [Name]

RIVETS: [Name]
OPEN HOLES: [Name]
UNLESS NOTED: [Name]

SHEET No. **9381**
of [Number]

File **BW261-207**



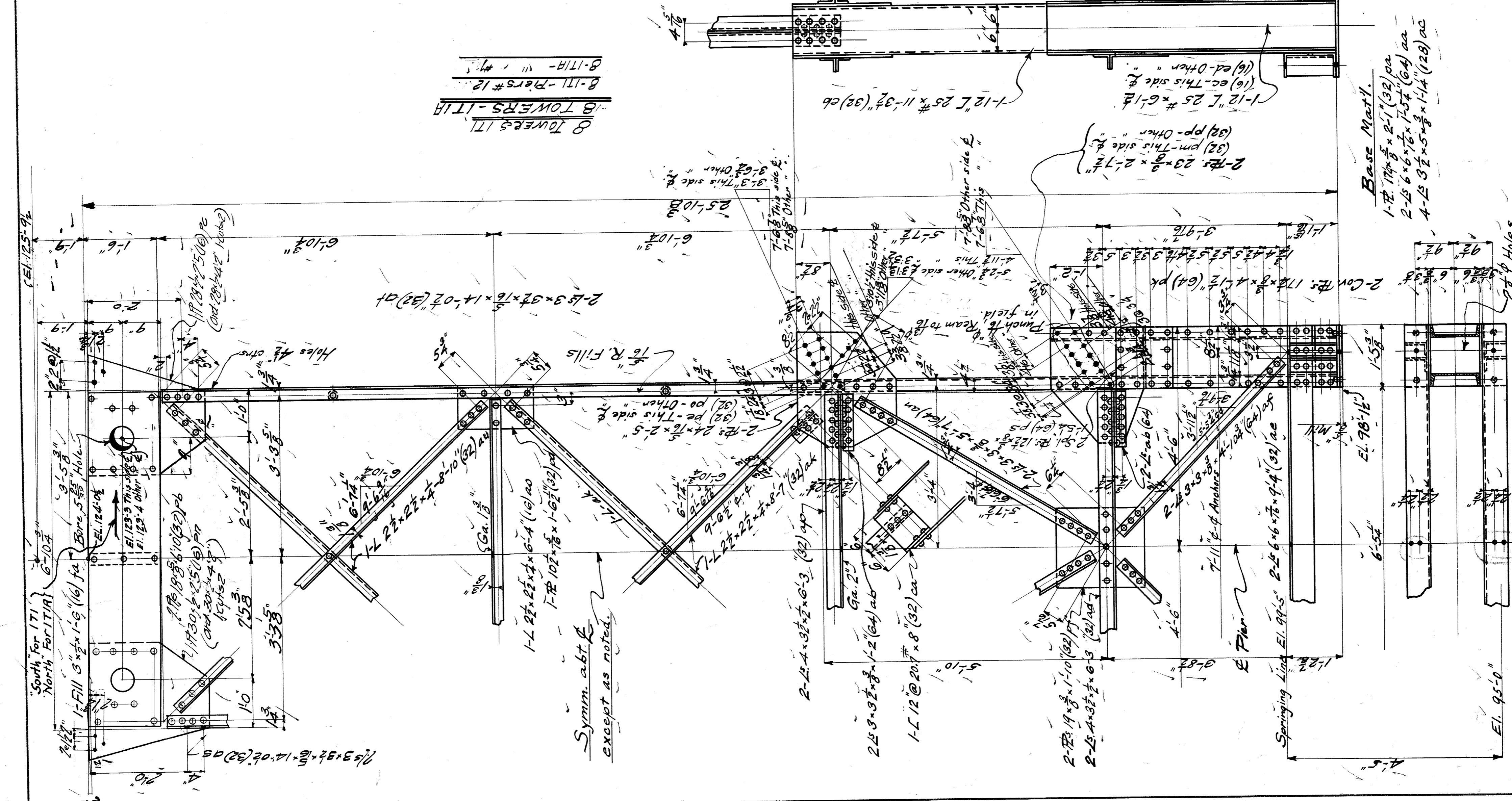
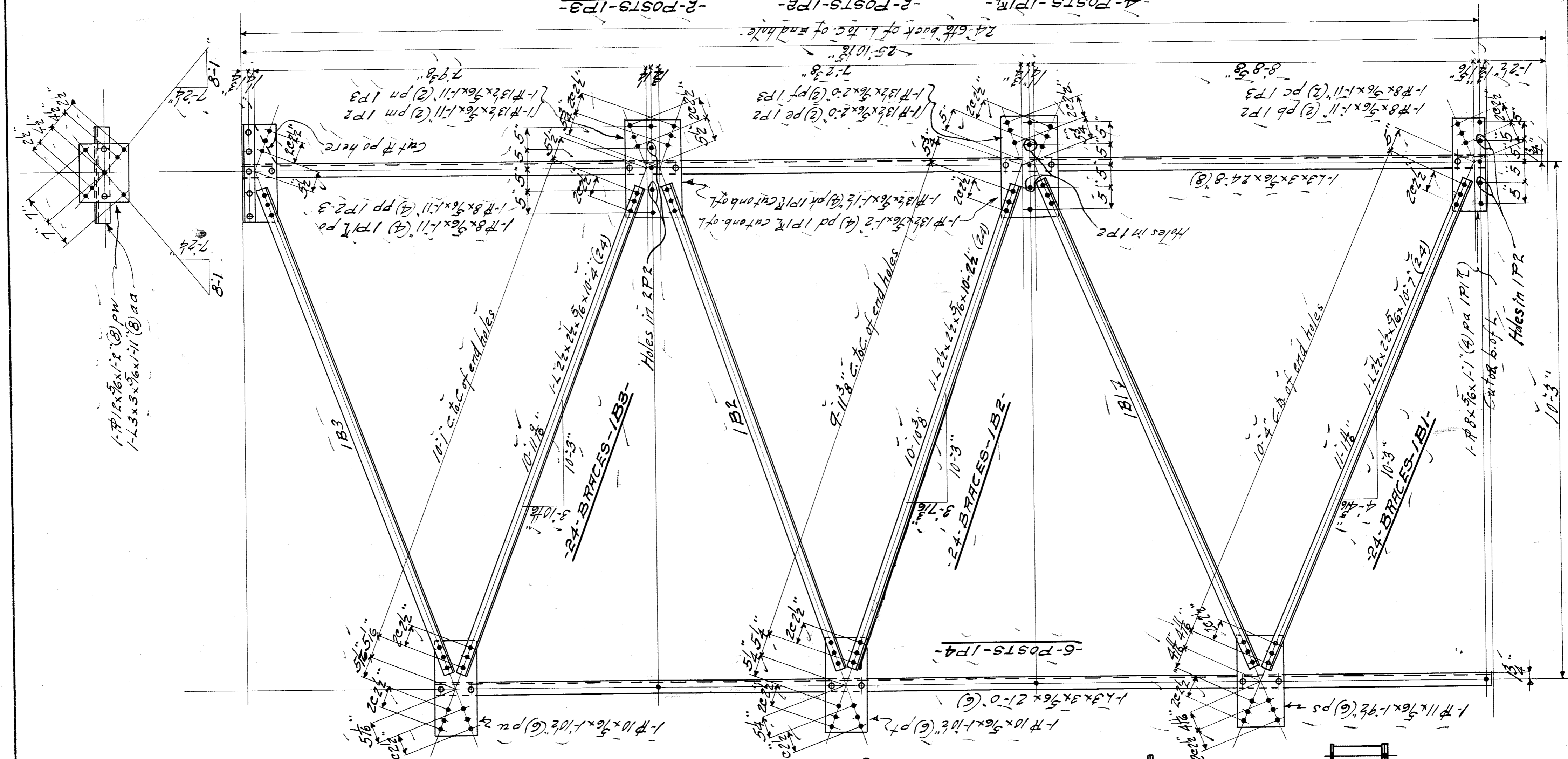
WISCONSIN BRIDGE & IRON CO.
 NORTH MILWAUKEE, WISCONSIN

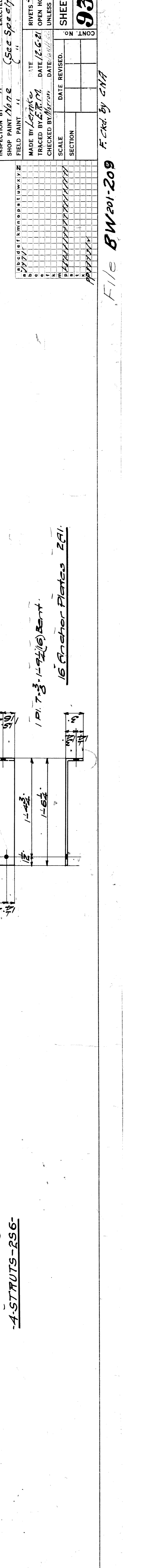

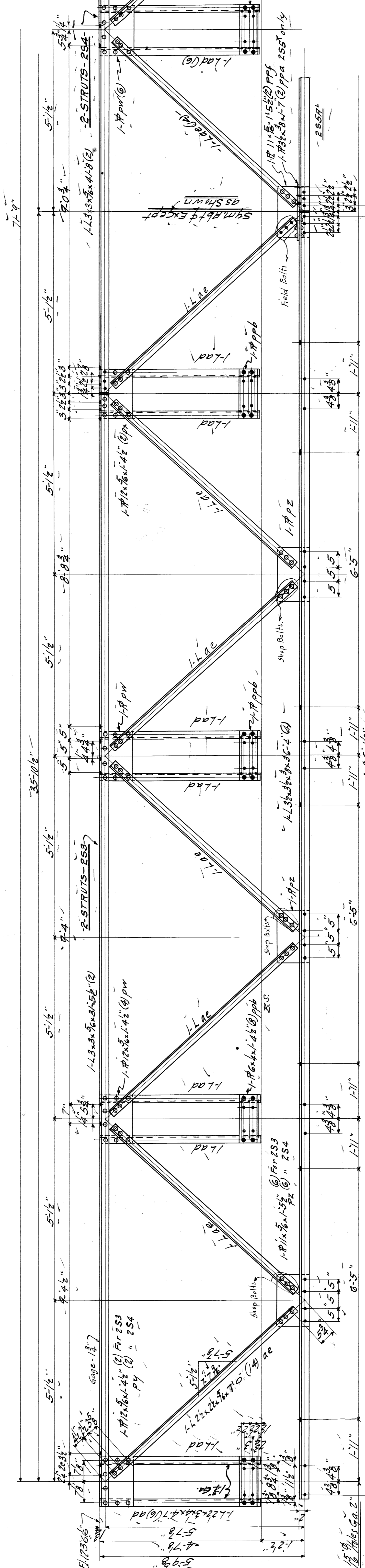
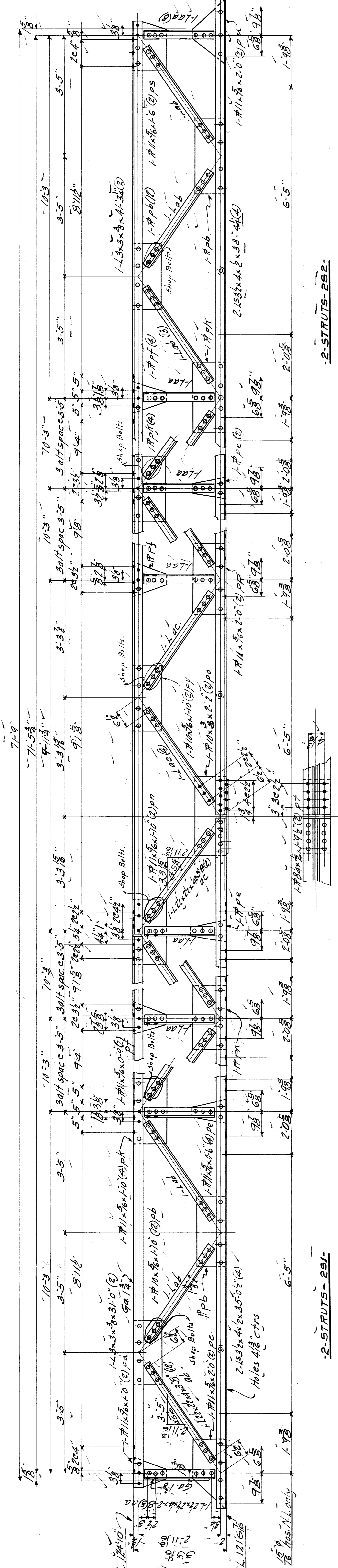
CONTRACT NO. 9381
 ERECTED BY W.B.R.I.C.
 FOR City of Detroit
 LOCATION Detroit, Mich.
 DESCRIPTION Belle Isle Bridge
 DETAILS OF TOWERS (Pier 1 & 2)
 SPECIFICATIONS Caststeel-Murphy-Beaming
 INSPECTION BY
 SHOP PAINT Name (See Specifications)
 FIELD PAINT Name (See Specifications)
 RIVETS 3/4" φ OPEN HOLES 1 1/4" φ EXCEPT AS NOTED
 MADE BY C. N. A. & PETERS DATE 7-28-21
 TRACED BY A. G. H. & E. R. D. DATE 8-7-21
 CHECKED BY [Signature] FIELD BY GMA DATE [Signature]

SCALE 3/4" = 1'-0"
 SHEET NO. 1
 SECTION

Summary of Parts Bill

No.	Description	Quantity	Part	Material
1	Towers	2	IT1	MIG
2	Braces	24	IB1	MIG
3	Posts	4	IP1R	MIG
4	Posts	2	IP2	MIG
5	Posts	2	IP3	MIG
6	Posts	2	IP4	MIG
7	Struts	2	IS1	MIG
8	Struts	2	IS2	MIG
9	Struts	2	IS3	MIG
10	Struts	2	IS4	MIG
11	Struts	2	IS5	MIG
12	Struts	2	IS6	MIG
13	Towers	2	IT1A	MIG





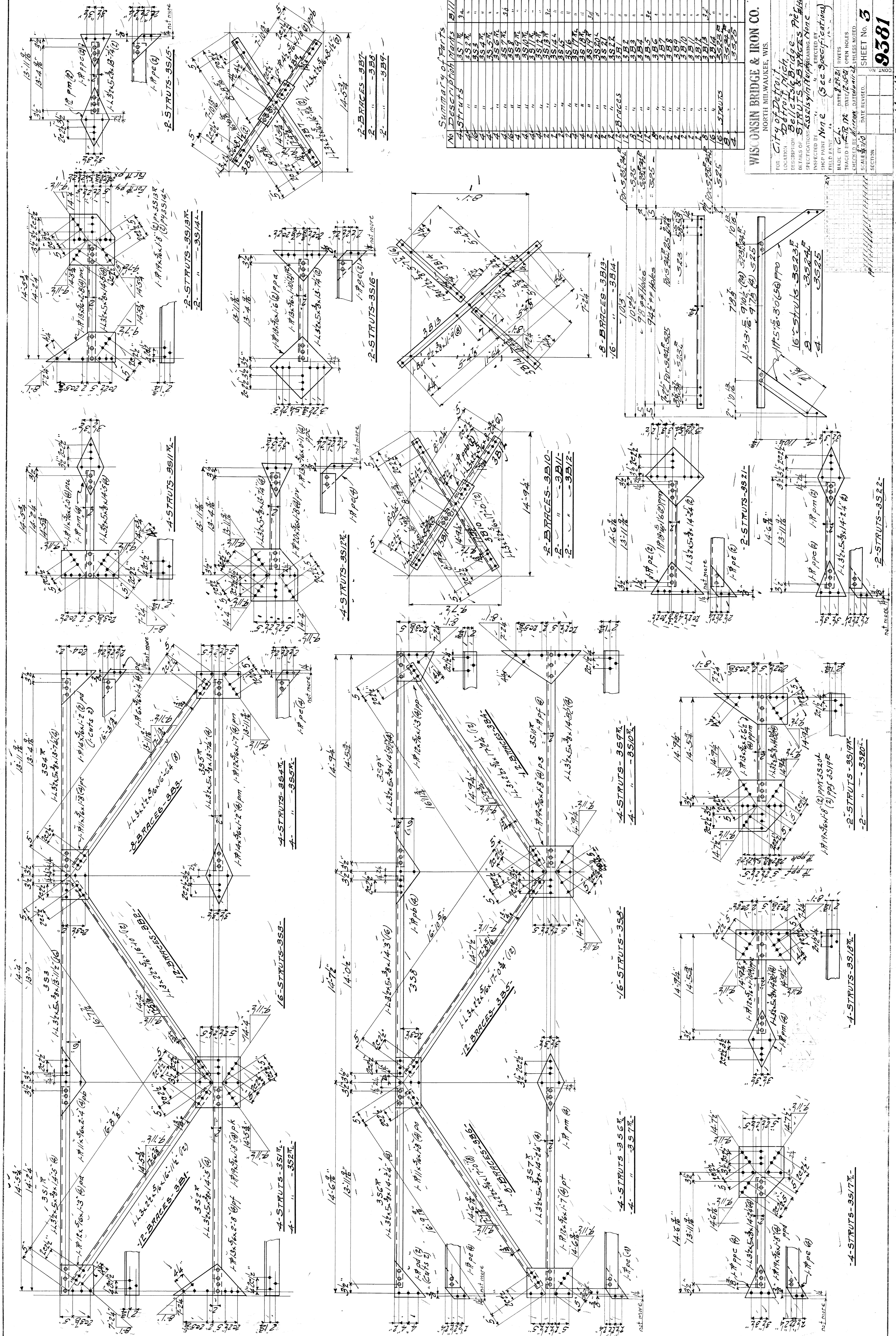
Summary of Parts

No.	Description	Quantity	Material	Notes
2	2-STRUTS	2	RS1	
4	4-STRUTS	4	RS3	
4	4-STRUTS	4	RS4	
4	4-STRUTS	4	RS6	
16	Anchor Plates	16	ZAI	

WISCONSIN BRIDGE & IRON CO.
NORTH MILWAUKEE, WIS.

FOR City of Detroit.
LOCATION Detroit, Mich.
DESCRIPTION Belle Isle Bridge
DETAILS OF STRUTS - FIELD & Left Hand
SPECIFICATIONS AS per Murphy & Reming Name
INSPECTED BY FIELD PAINTER
SHOP PAINT NAME (See Specifications)
FIELD PAINT
MADE BY L.P.M.
TRACED BY L.P.M. DATE 12-21-13
CHECKED BY [Signature] DATE 1-2-14
SCALE AS SHOWN
SECTION
RIVETS 3/4"
OPEN HOLES 1/8"
UNLESS NOTED
DATE REVISED
FILE NO. 2
9381

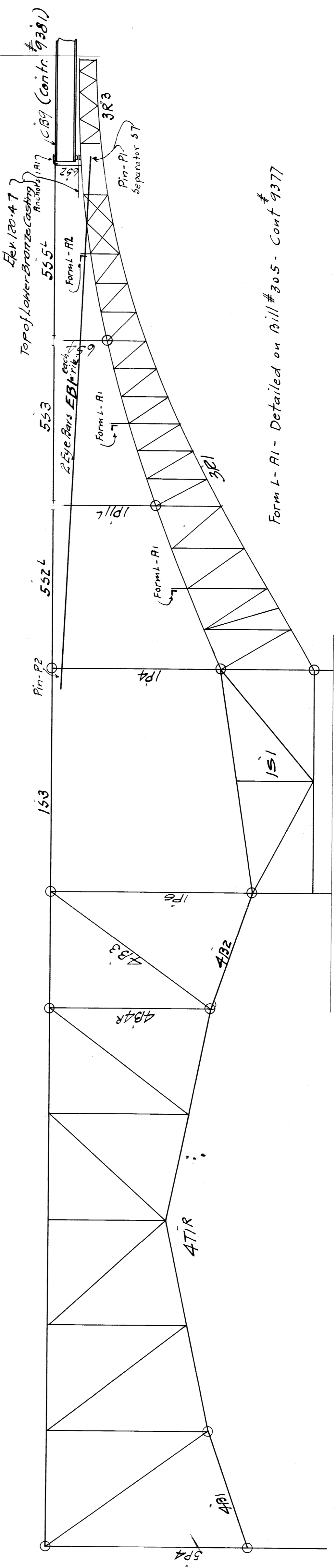
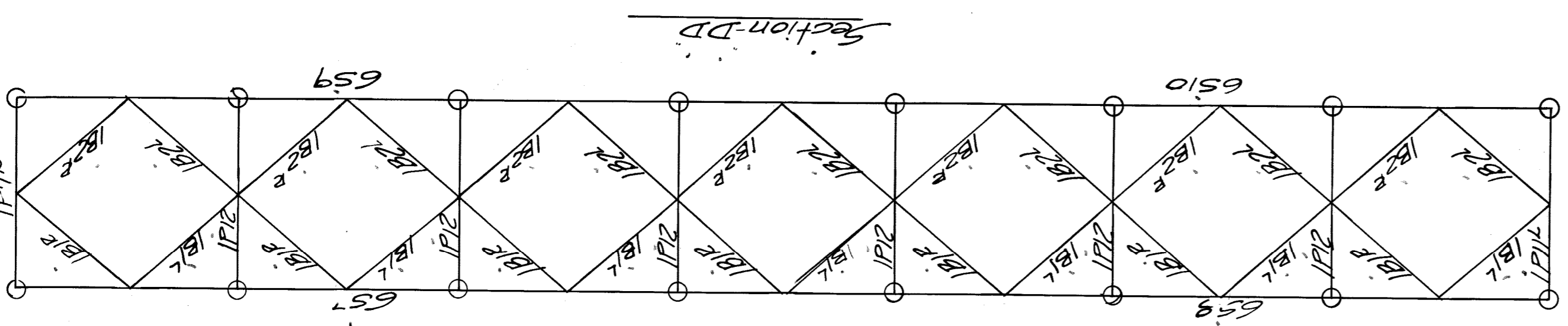
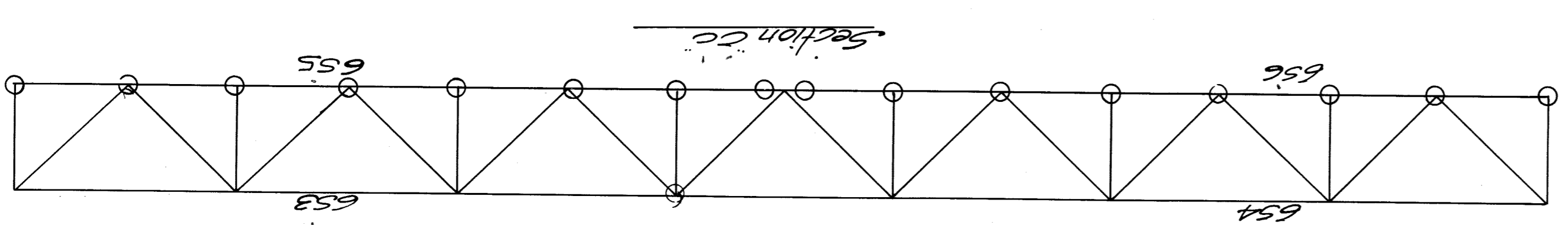
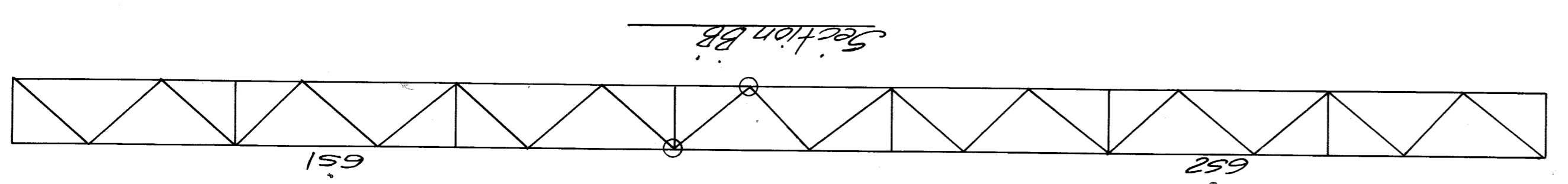
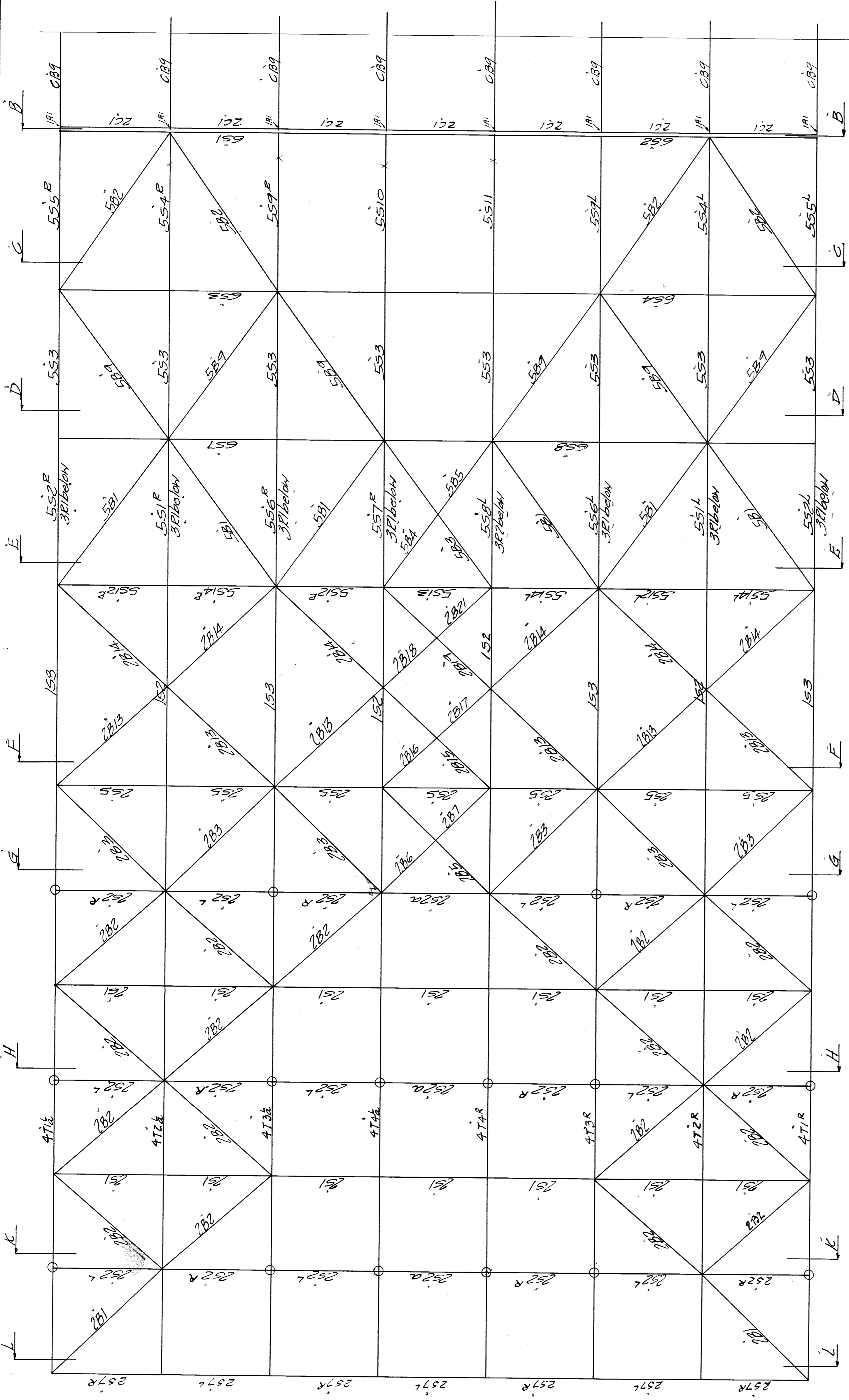
FILE 5W201-209
FILED BY CHA



Summary of Parts

No	DESCRIPTION	QTY	UNIT
1	STRUTS	34	
2	"	34	
3	"	34	
4	"	34	
5	"	34	
6	"	34	
7	"	34	
8	"	34	
9	"	34	
10	"	34	
11	"	34	
12	"	34	
13	"	34	
14	"	34	
15	"	34	
16	"	34	
17	"	34	
18	"	34	
19	"	34	
20	"	34	
21	"	34	
22	"	34	
23	"	34	
24	"	34	
25	"	34	
26	"	34	
27	"	34	
28	"	34	
29	"	34	
30	"	34	
31	"	34	
32	"	34	
33	"	34	
34	"	34	

WISCONSIN BRIDGE & IRON CO.
 NORTH MILWAUKEE, WIS.
 FOR THE CITY OF DETROIT
 BELLEVILLE BRIDGE
 DETAILS OF
 STRUTS & BRACES
 SPECIFICATIONS AS SHOWN ON DRAWINGS MADE BY
 ENGR. PAUL N. N. (See Specifications)
 MADE BY
 TRACED BY
 CHECKED BY
 SCALE
 SECTION
 SHEET NO. **3**
9381



Rev 120-47
Top of Lower-Bracing
Pin-R1
Form-L-R1
Form-L-R2
Form-L-R3
Form-L-R4
Form-L-R5
Form-L-R6
Form-L-R7
Form-L-R8
Form-L-R9
Form-L-R10
Form-L-R11
Form-L-R12
Form-L-R13
Form-L-R14
Form-L-R15
Form-L-R16
Form-L-R17
Form-L-R18
Form-L-R19
Form-L-R20
Form-L-R21
Form-L-R22
Form-L-R23
Form-L-R24
Form-L-R25
Form-L-R26
Form-L-R27
Form-L-R28
Form-L-R29
Form-L-R30
Form-L-R31
Form-L-R32
Form-L-R33
Form-L-R34
Form-L-R35
Form-L-R36
Form-L-R37
Form-L-R38
Form-L-R39
Form-L-R40
Form-L-R41
Form-L-R42
Form-L-R43
Form-L-R44
Form-L-R45
Form-L-R46
Form-L-R47
Form-L-R48
Form-L-R49
Form-L-R50
Form-L-R51
Form-L-R52
Form-L-R53
Form-L-R54
Form-L-R55
Form-L-R56
Form-L-R57
Form-L-R58
Form-L-R59
Form-L-R60
Form-L-R61
Form-L-R62
Form-L-R63
Form-L-R64
Form-L-R65
Form-L-R66
Form-L-R67
Form-L-R68
Form-L-R69
Form-L-R70
Form-L-R71
Form-L-R72
Form-L-R73
Form-L-R74
Form-L-R75
Form-L-R76
Form-L-R77
Form-L-R78
Form-L-R79
Form-L-R80
Form-L-R81
Form-L-R82
Form-L-R83
Form-L-R84
Form-L-R85
Form-L-R86
Form-L-R87
Form-L-R88
Form-L-R89
Form-L-R90
Form-L-R91
Form-L-R92
Form-L-R93
Form-L-R94
Form-L-R95
Form-L-R96
Form-L-R97
Form-L-R98
Form-L-R99
Form-L-R100

Form L-R1 - Detailed on Bill # 305 - Cont 9377

For remainder of section see sheet

All points enclosed thus \circ are to be rivet
All other points bolted

WISCONSIN BRIDGE & IRON CO.
NORTH MILWAUKEE, WIS.

FOR: City of Detroit
LOCATION: Detroit, Mich.
DESCRIPTION: Belle Isle Bridge
DETAILS OF: Truss Iron Work

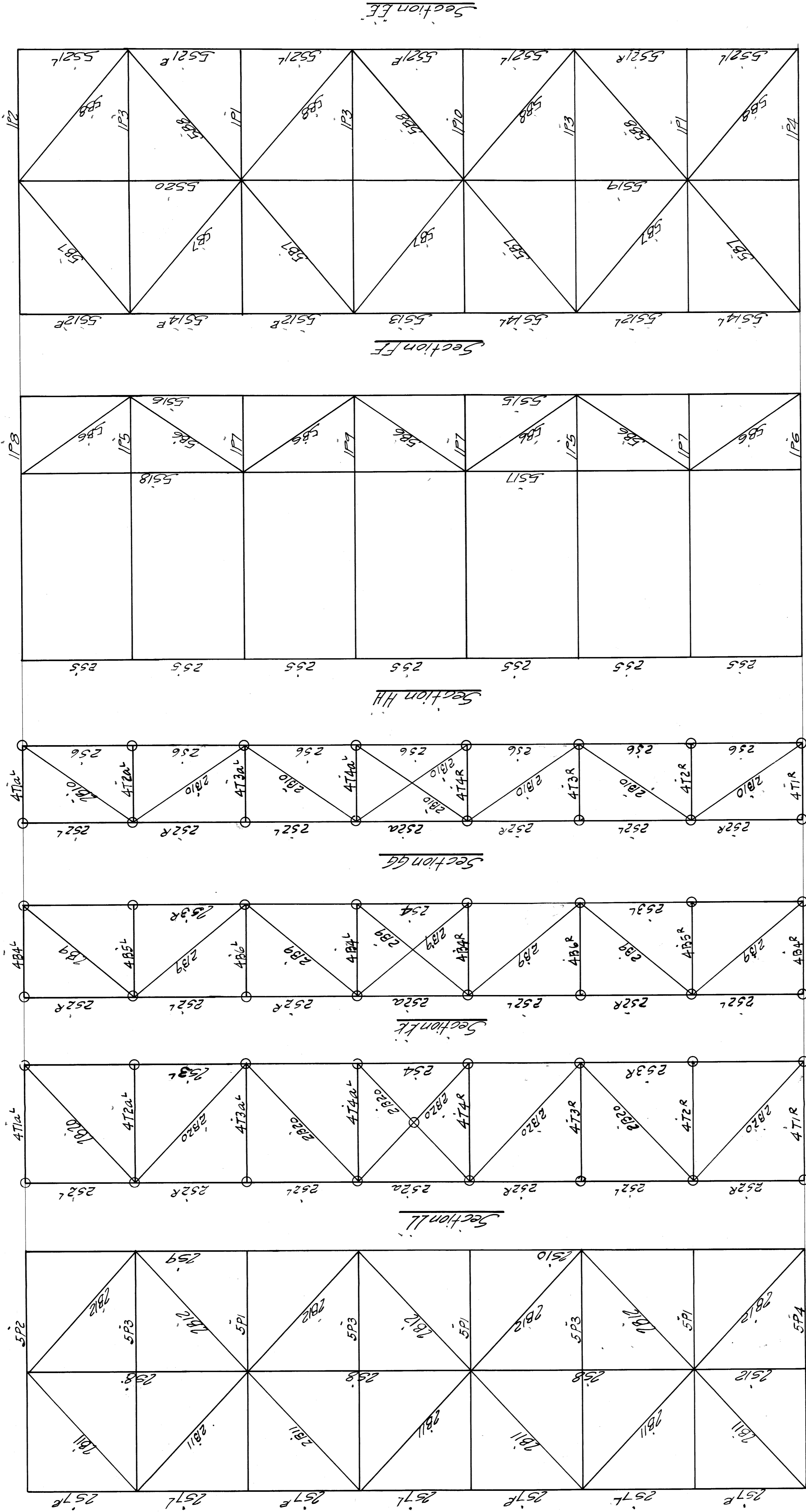
INSPECTION BY: _____
SPECIFICATIONS: _____
REMARKS: _____
ERECTED BY: A.B.T.A.

FIELD PAINT: _____
SHOP PAINT: _____

MADE BY: H.P.P. DATE: 11/27/21
TRACED BY: G.C. DATE: 11/27/21
OPEN HOLES: _____
UNLESS NOTED: _____

SCALE: 1/4" = 1'-0"
SECTION: _____

SHEET No. 51
9382



All points encircled thus O are to be riveted
 All other points bolted

Remainder see sheet # E1

WISCONSIN BRIDGE & IRON CO.
 NORTH MILWAUKEE, WIS.

FOR: City of Detroit
 LOCATION: Detroit Mich.
 DESCRIPTION: Belle Isle Bridge
 DETAILS OF: Section D-2

INSPECTION BY: None (See specifications)
 SHOP PAINT: None (See specifications)
 MADE BY: NHP (See specifications)
 TRACED BY: Lankle (See specifications)

ERECTED BY: M.B.I. Co.
 RIVETS: 3/4" OPEN HOLES 1/2" UNLESS NOTED

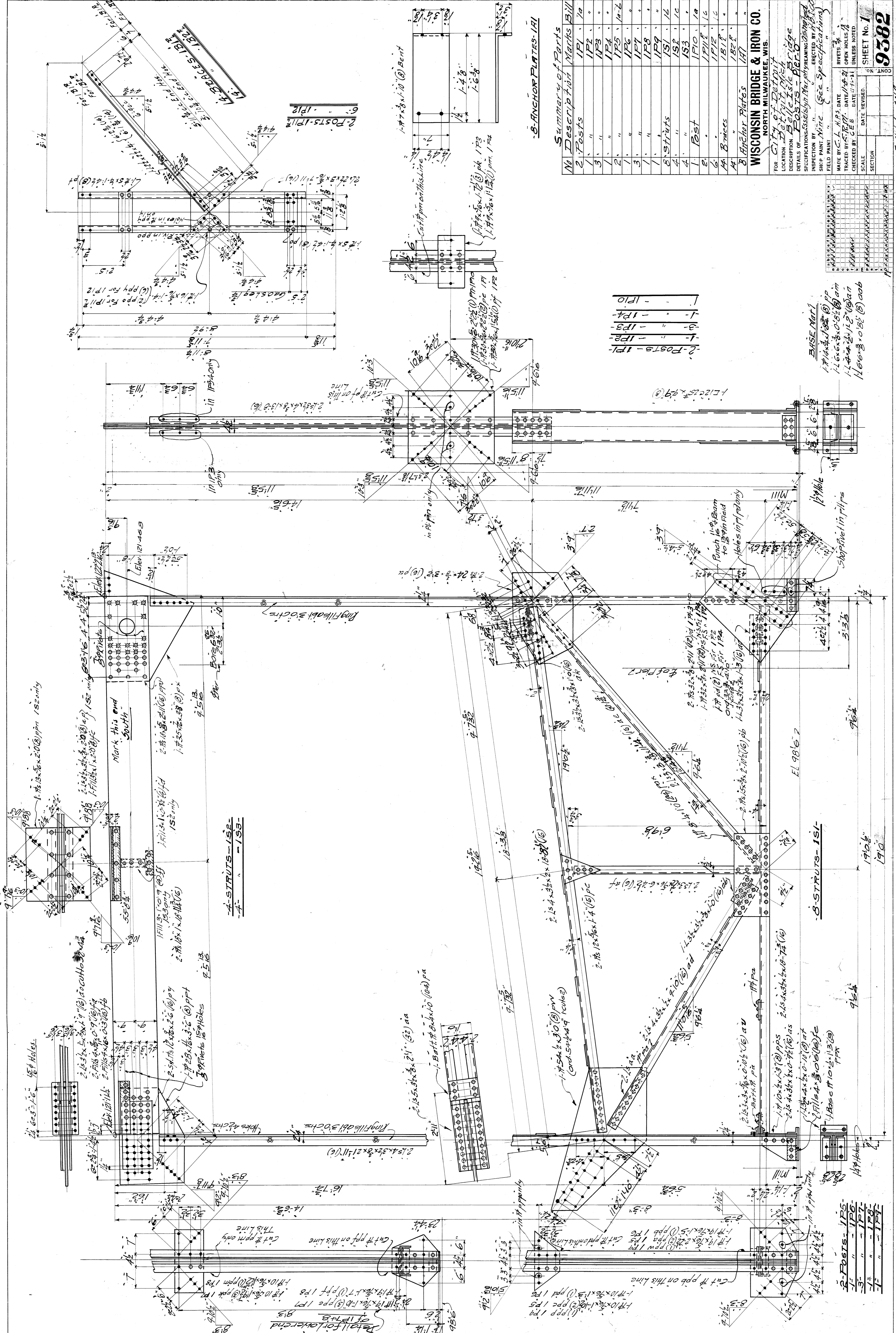
DATE: 11/22/27
 CHECKED BY: DATE: UNLESS NOTED

SCALE: SECTION: SHEET No. **E2**

9382

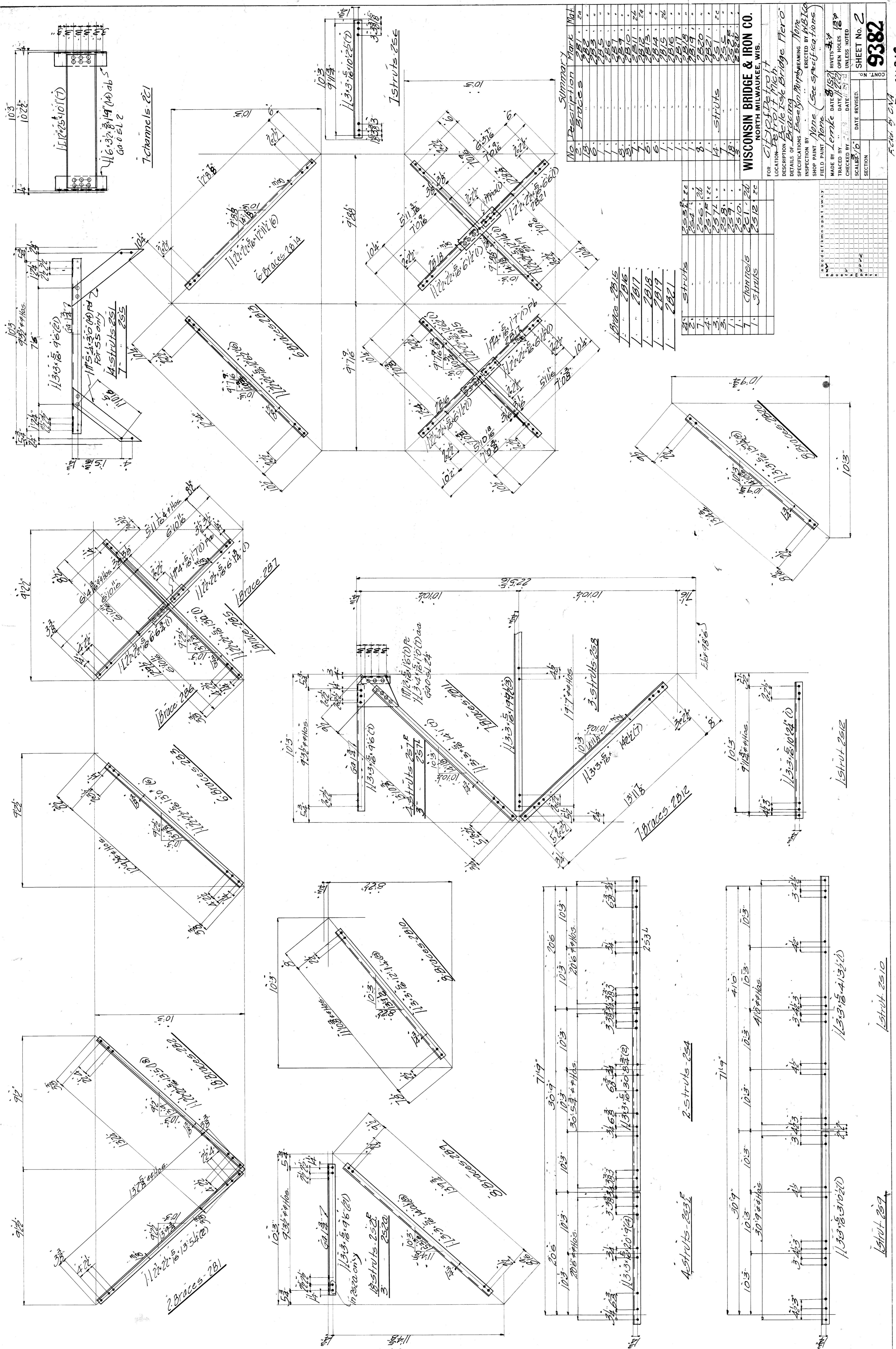
CONT. NO. SECTION

File BW29-215



Summary of Parts

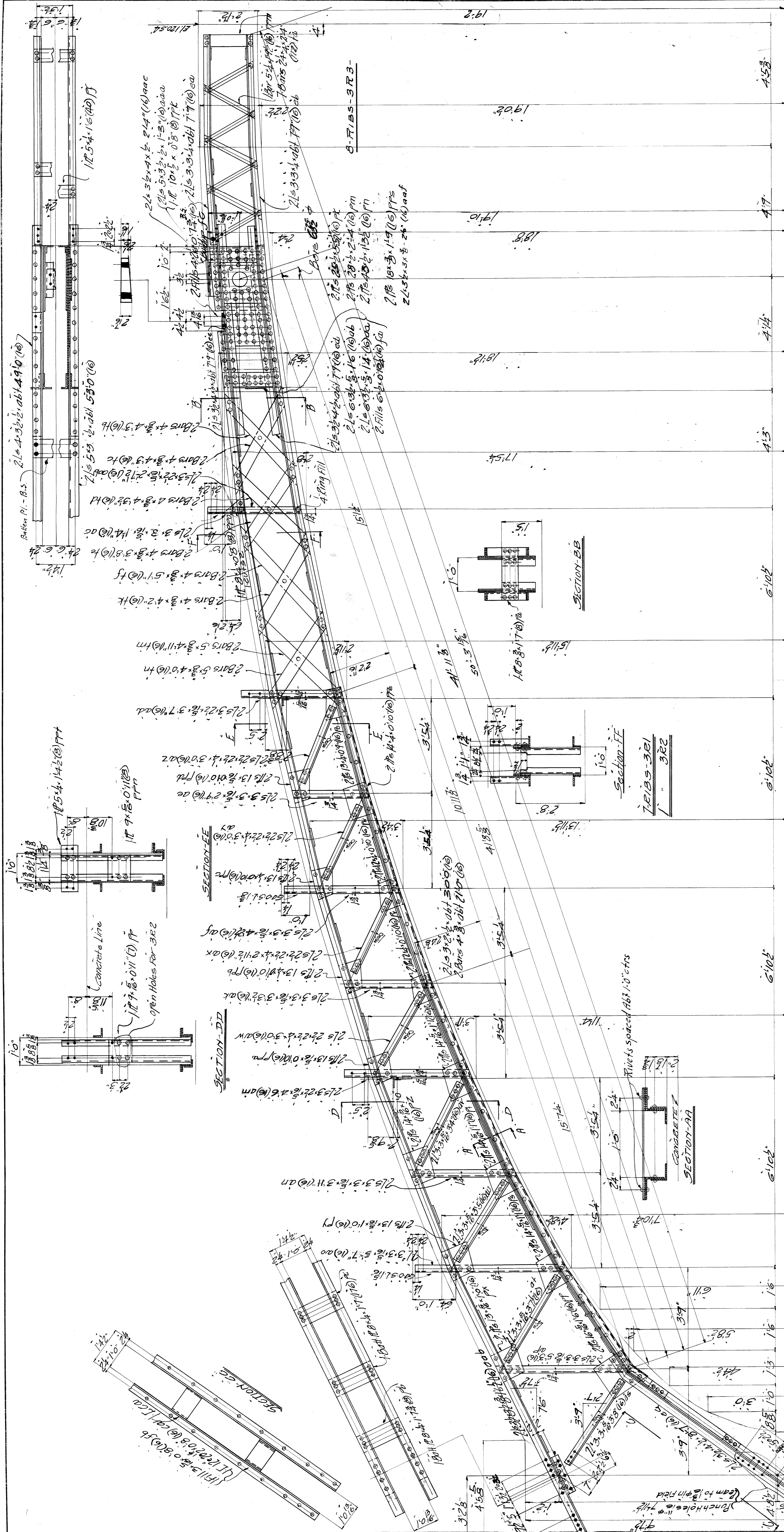
No	Description	Material	Quantity
1	Posts	IP1	10
2	"	IP2	"
3	"	IP3	"
4	"	IP4	"
5	"	IP5	"
6	"	IP6	"
7	"	IP7	"
8	"	IP8	"
9	"	IP9	"
10	Struts	IS1	16
11	"	IS2	16
12	"	IS3	16
13	"	IS4	16
14	"	IS5	16
15	"	IS6	16
16	"	IS7	16
17	"	IS8	16
18	"	IS9	16
19	"	IS10	16
20	"	IS11	16
21	"	IS12	16
22	"	IS13	16
23	"	IS14	16
24	"	IS15	16
25	"	IS16	16
26	"	IS17	16
27	"	IS18	16
28	"	IS19	16
29	"	IS20	16
30	"	IS21	16
31	"	IS22	16
32	"	IS23	16
33	"	IS24	16
34	"	IS25	16
35	"	IS26	16
36	"	IS27	16
37	"	IS28	16
38	"	IS29	16
39	"	IS30	16
40	"	IS31	16
41	"	IS32	16
42	"	IS33	16
43	"	IS34	16
44	"	IS35	16
45	"	IS36	16
46	"	IS37	16
47	"	IS38	16
48	"	IS39	16
49	"	IS40	16
50	"	IS41	16
51	"	IS42	16
52	"	IS43	16
53	"	IS44	16
54	"	IS45	16
55	"	IS46	16
56	"	IS47	16
57	"	IS48	16
58	"	IS49	16
59	"	IS50	16
60	"	IS51	16
61	"	IS52	16
62	"	IS53	16
63	"	IS54	16
64	"	IS55	16
65	"	IS56	16
66	"	IS57	16
67	"	IS58	16
68	"	IS59	16
69	"	IS60	16
70	"	IS61	16
71	"	IS62	16
72	"	IS63	16
73	"	IS64	16
74	"	IS65	16
75	"	IS66	16
76	"	IS67	16
77	"	IS68	16
78	"	IS69	16
79	"	IS70	16
80	"	IS71	16
81	"	IS72	16
82	"	IS73	16
83	"	IS74	16
84	"	IS75	16
85	"	IS76	16
86	"	IS77	16
87	"	IS78	16
88	"	IS79	16
89	"	IS80	16
90	"	IS81	16
91	"	IS82	16
92	"	IS83	16
93	"	IS84	16
94	"	IS85	16
95	"	IS86	16
96	"	IS87	16
97	"	IS88	16
98	"	IS89	16
99	"	IS90	16
100	"	IS91	16
101	"	IS92	16
102	"	IS93	16
103	"	IS94	16
104	"	IS95	16
105	"	IS96	16
106	"	IS97	16
107	"	IS98	16
108	"	IS99	16
109	"	IS100	16
110	"	IS101	16
111	"	IS102	16
112	"	IS103	16
113	"	IS104	16
114	"	IS105	16
115	"	IS106	16
116	"	IS107	16
117	"	IS108	16
118	"	IS109	16
119	"	IS110	16
120	"	IS111	16
121	"	IS112	16
122	"	IS113	16
123	"	IS114	16
124	"	IS115	16
125	"	IS116	16
126	"	IS117	16
127	"	IS118	16
128	"	IS119	16
129	"	IS120	16
130	"	IS121	16
131	"	IS122	16
132	"	IS123	16
133	"	IS124	16
134	"	IS125	16
135	"	IS126	16
136	"	IS127	16
137	"	IS128	16
138	"	IS129	16
139	"	IS130	16
140	"	IS131	16
141	"	IS132	16
142	"	IS133	16
143	"	IS134	16
144	"	IS135	16
145	"	IS136	16
146	"	IS137	16
147	"	IS138	16
148	"	IS139	16
149	"	IS140	16
150	"	IS141	16
151	"	IS142	16
152	"	IS143	16
153	"	IS144	16
154	"	IS145	16
155	"	IS146	16
156	"	IS147	16
157	"	IS148	16
158	"	IS149	16
159	"	IS150	16
160	"	IS151	16
161	"	IS152	16
162	"	IS153	16
163	"	IS154	16
164	"	IS155	16
165	"	IS156	16
166	"	IS157	16
167	"	IS158	16
168	"	IS159	16
169	"	IS160	16
170	"	IS161	16
171	"	IS162	16
172	"	IS163	16
173	"	IS164	16
174	"	IS165	16
175	"	IS166	16
176	"	IS167	16
177	"	IS168	16
178	"	IS169	16
179	"	IS170	16
180	"	IS171	16
181	"	IS172	16
182	"	IS173	16
183	"	IS174	16
184	"	IS175	16
185	"	IS176	16
186	"	IS177	16
187	"	IS178	16
188	"	IS179	16
189	"	IS180	16
190	"	IS181	16
191	"	IS182	16
192	"	IS183	16
193	"	IS184	16
194	"	IS185	16
195	"	IS186	16
196	"	IS187	16
197	"	IS188	16
198	"	IS189	16
199	"	IS190	16
200	"	IS191	16
201	"	IS192	16
202	"	IS193	16
203	"	IS194	16
204	"	IS195	16
205	"	IS196	16
206	"	IS197	16
207	"	IS198	16
208	"	IS199	16
209	"	IS200	16
210	"	IS201	16
211	"	IS202	16
212	"	IS203	16
213	"	IS204	16
214	"	IS205	16
215	"	IS206	16
216	"	IS207	16
217	"	IS208	16
218	"	IS209	16
219	"	IS210	16
220	"	IS211	16
221	"	IS212	16
222	"	IS213	16
223	"	IS214	16
224	"	IS215	16
225	"	IS216	16
226	"	IS217	16
227	"	IS218	16
228	"	IS219	16
229	"	IS220	16
230	"	IS221	16
231	"	IS222	16
232	"	IS223	16
233	"	IS224	16
234	"	IS225	16
235	"	IS226	16
236	"	IS227	16
237	"	IS228	16
238	"	IS229	16
239	"	IS230	16
240	"	IS231	16
241	"	IS232	16
242	"	IS233	16
243	"	IS234	16
244	"	IS235	16
245	"	IS236	16
246	"	IS237	16
247	"	IS238	16
248	"	IS239	16
249	"	IS240	16
250	"	IS241	16
251	"	IS242	16
252	"	IS243	16
253	"	IS244	16
254	"	IS245	16
255	"	IS246	16
256	"	IS247	16
257	"	IS248	16
258	"	IS249	16
259	"	IS250	16
260	"	IS251	16
261	"	IS252	16
262	"	IS253	16
263	"	IS254	16
264	"	IS255	16
265	"	IS256	16
266	"	IS257	16
267	"	IS258	16
268	"	IS259	16
269	"	IS260	16
270	"	IS261	16
271	"	IS262	16
272	"	IS263	16
273	"	IS264	16
274	"	IS265	16
275	"	IS266	16
276	"	IS267	16
277	"	IS268	16
278	"	IS269	16
279	"	IS270	16
280	"	IS271	16
281	"	IS272	16
282	"	IS273	16
283	"	IS274	16
284	"	IS275	16
285	"	IS276	16
286	"	IS277	16
287	"	IS278	16
288	"	IS279	16
289	"	IS280	16
290	"	IS281	16
291	"	IS282	16
292	"	IS283	16
293	"	IS284	16
294	"	IS285	16
295	"	IS286	16
296	"	IS287	16
297	"	IS288	16
298	"	IS289	16
299	"	IS290	16
300	"	IS291	16
301	"	IS292	16
302	"	IS293	16
303	"	IS294	16
304	"	IS295	16
305	"	IS296	16
306	"	IS297	16
307	"	IS298	16
308	"	IS299	16
309	"	IS300	16



No.	Description	Mark	Mat.
1	Trusses	281	20
2	Trusses	282	20
3	Trusses	283	20
4	Trusses	284	20
5	Trusses	285	20
6	Trusses	286	20
7	Trusses	287	20
8	Trusses	288	20
9	Trusses	289	20
10	Trusses	290	20
11	Trusses	291	20
12	Trusses	292	20
13	Trusses	293	20
14	Trusses	294	20
15	Trusses	295	20
16	Trusses	296	20
17	Trusses	297	20
18	Trusses	298	20
19	Trusses	299	20
20	Trusses	300	20
21	Trusses	301	20
22	Trusses	302	20
23	Trusses	303	20
24	Trusses	304	20
25	Trusses	305	20
26	Trusses	306	20
27	Trusses	307	20
28	Trusses	308	20
29	Trusses	309	20
30	Trusses	310	20
31	Trusses	311	20
32	Trusses	312	20
33	Trusses	313	20
34	Trusses	314	20
35	Trusses	315	20
36	Trusses	316	20
37	Trusses	317	20
38	Trusses	318	20
39	Trusses	319	20
40	Trusses	320	20
41	Trusses	321	20
42	Trusses	322	20
43	Trusses	323	20
44	Trusses	324	20
45	Trusses	325	20
46	Trusses	326	20
47	Trusses	327	20
48	Trusses	328	20
49	Trusses	329	20
50	Trusses	330	20
51	Trusses	331	20
52	Trusses	332	20
53	Trusses	333	20
54	Trusses	334	20
55	Trusses	335	20
56	Trusses	336	20
57	Trusses	337	20
58	Trusses	338	20
59	Trusses	339	20
60	Trusses	340	20
61	Trusses	341	20
62	Trusses	342	20
63	Trusses	343	20
64	Trusses	344	20
65	Trusses	345	20
66	Trusses	346	20
67	Trusses	347	20
68	Trusses	348	20
69	Trusses	349	20
70	Trusses	350	20
71	Trusses	351	20
72	Trusses	352	20
73	Trusses	353	20
74	Trusses	354	20
75	Trusses	355	20
76	Trusses	356	20
77	Trusses	357	20
78	Trusses	358	20
79	Trusses	359	20
80	Trusses	360	20
81	Trusses	361	20
82	Trusses	362	20
83	Trusses	363	20
84	Trusses	364	20
85	Trusses	365	20
86	Trusses	366	20
87	Trusses	367	20
88	Trusses	368	20
89	Trusses	369	20
90	Trusses	370	20
91	Trusses	371	20
92	Trusses	372	20
93	Trusses	373	20
94	Trusses	374	20
95	Trusses	375	20
96	Trusses	376	20
97	Trusses	377	20
98	Trusses	378	20
99	Trusses	379	20
100	Trusses	380	20

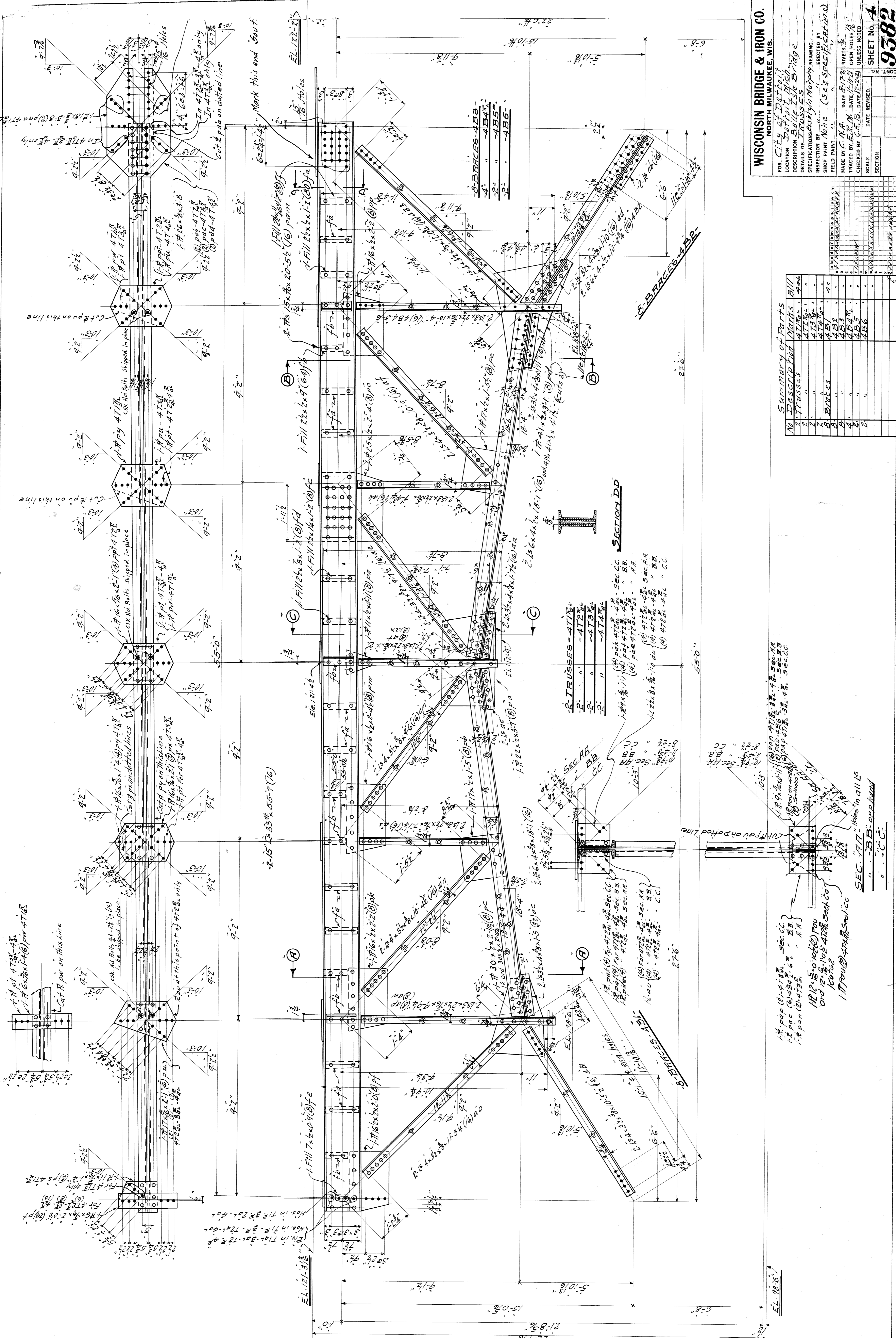
WISCONSIN BRIDGE & IRON CO.
NORTH MILWAUKEE, WIS.

FOR CITY OF PORT HURON
LOCATION: Port Huron Mich.
DESCRIPTION: Port Huron Bridge Pier 0.
DETAILS OF BRACING: See Syn. Mfg. Bridge Pier 0.
SPECIFICATIONS: See Syn. Mfg. Bridge Pier 0.
INSPECTION BY: None (See Specifications)
SHOP PAINT: None
FIELD PAINT: None
MADE BY: Lemke DATE: 8/15/27
TRACED BY: Lemke DATE: 11/22/27
CHECKED BY: DATE: UNLESS NOTED
SCALE: 1/8" = 1'-0"
SECTION: SHEET NO. 2



WISCONSIN BRIDGE & IRON CO.
 NORTH MILWAUKEE, WISCONSIN
 CONTRACT NO. 9382
 ERCTED BY W.B.I.C.O.
 FOR CITY OF DETROIT
 LOCATION DETROIT MI^{CH}
 DESCRIPTION BELLE ISLE BRIDGE
 DETAILS OF GIRDS PER 0
 SPECIFICATIONS E.S.S. & MURPHY REAMING AS NOTED
 INSPECTION BY
 SHOP PAINT NONE
 FIELD PAINT
 RIVETS OPEN HOLES 13"
 MADE BY Lemke DATE 8-16-21
 TRACED BY Lemke DATE 8-18-21
 CHECKED BY C.E.B. F.L.H. by C.M.H. DATE 11-22-21
 SCALE 3/4" = 1'-0" DATE REVISION SECTION ON SHEET NO. 3

Springing Line Elev 99'3"
 46'6" to 48'0" to 5' of Pin
 Rivets spaced 48" c'trs
 Concrete
 SECTION-AA
 SECTION-BB
 SECTION-CC
 SECTION-DD
 SECTION-EE
 SECTION-FF
 SECTION-GG
 SECTION-HH
 SECTION-II
 SECTION-JJ
 SECTION-KK
 SECTION-LL
 SECTION-MM
 SECTION-NN
 SECTION-OO
 SECTION-PP
 SECTION-QQ
 SECTION-RR
 SECTION-SS
 SECTION-TT
 SECTION-UU
 SECTION-VV
 SECTION-WW
 SECTION-XX
 SECTION-YY
 SECTION-ZZ



WISCONSIN BRIDGE & IRON CO.
 NORTH MILWAUKEE, WIS.

FOR City of Detroit
 LOCATION Detroit Mich
 DESCRIPTION Belle Isle Bridge
 DETAILS OF TRUSSES

INSPECTED BY [Signature]
 SPECIFICATIONS [Signature]
 SHOP PAINT [Signature]

MADE BY [Signature] DATE [Signature]
 TRACED BY [Signature] DATE [Signature]
 CHECKED BY [Signature] DATE [Signature]

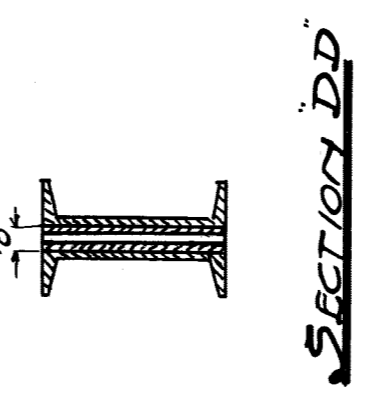
SCALE [Signature]
 SECTION [Signature]

RIVETS 3/4"
 OPEN HOLES 1"
 UNLESS NOTED

SHEET NO. **A**
9382

Summary of Parts

No.	Description	Quantity	Part
1	TRUSSES	4	41714
2	"	1	41715
3	"	1	41716
4	"	1	41717
5	BRACES	4	41718
6	"	4	41719
7	"	4	41720
8	"	4	41721
9	"	4	41722
10	"	4	41723

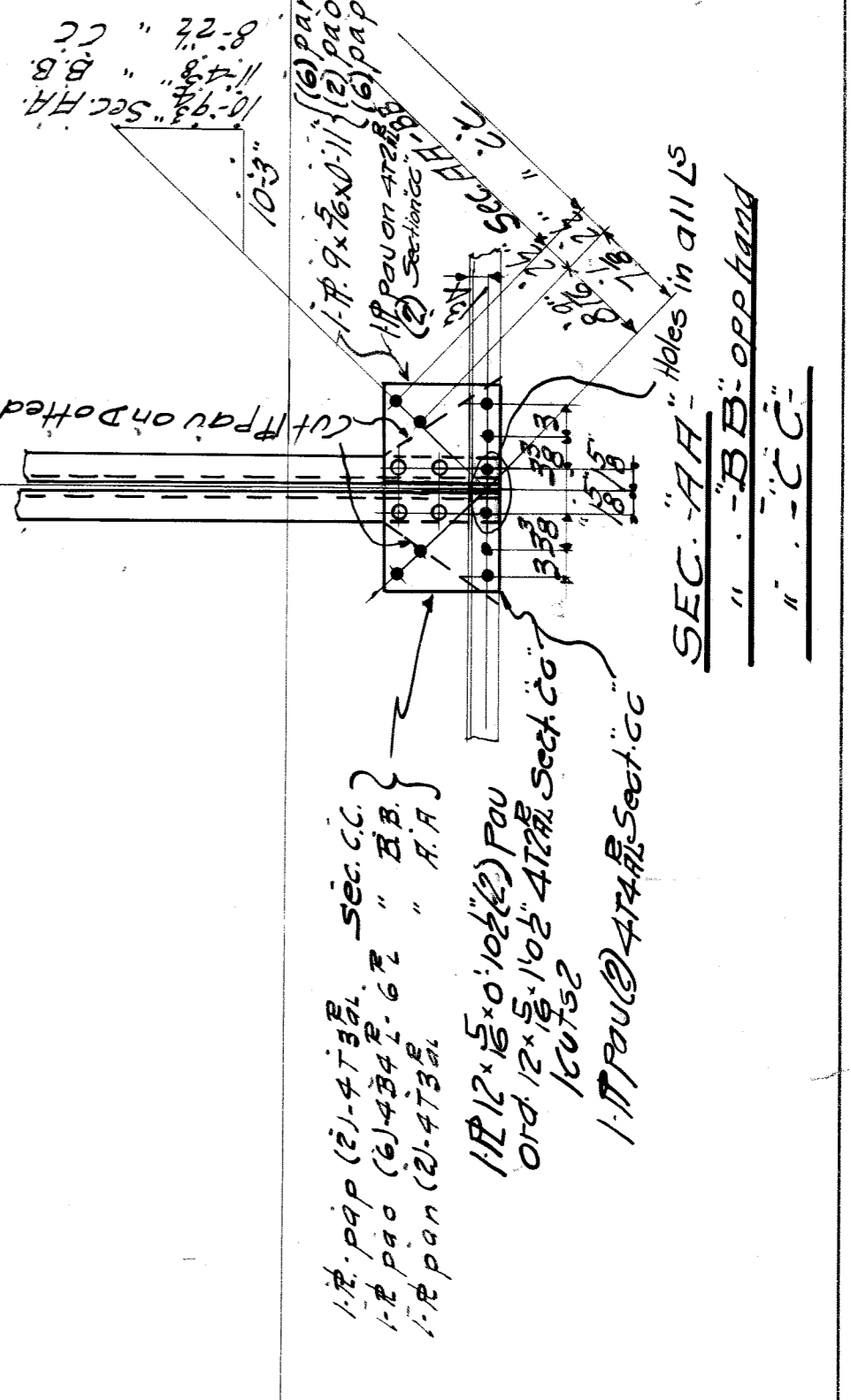


TRUSSES-41714
 1-17 1/2 x 20 x 1/2 (6) pa
 2-17 1/2 x 20 x 1/2 (6) pa
 3-17 1/2 x 20 x 1/2 (6) pa

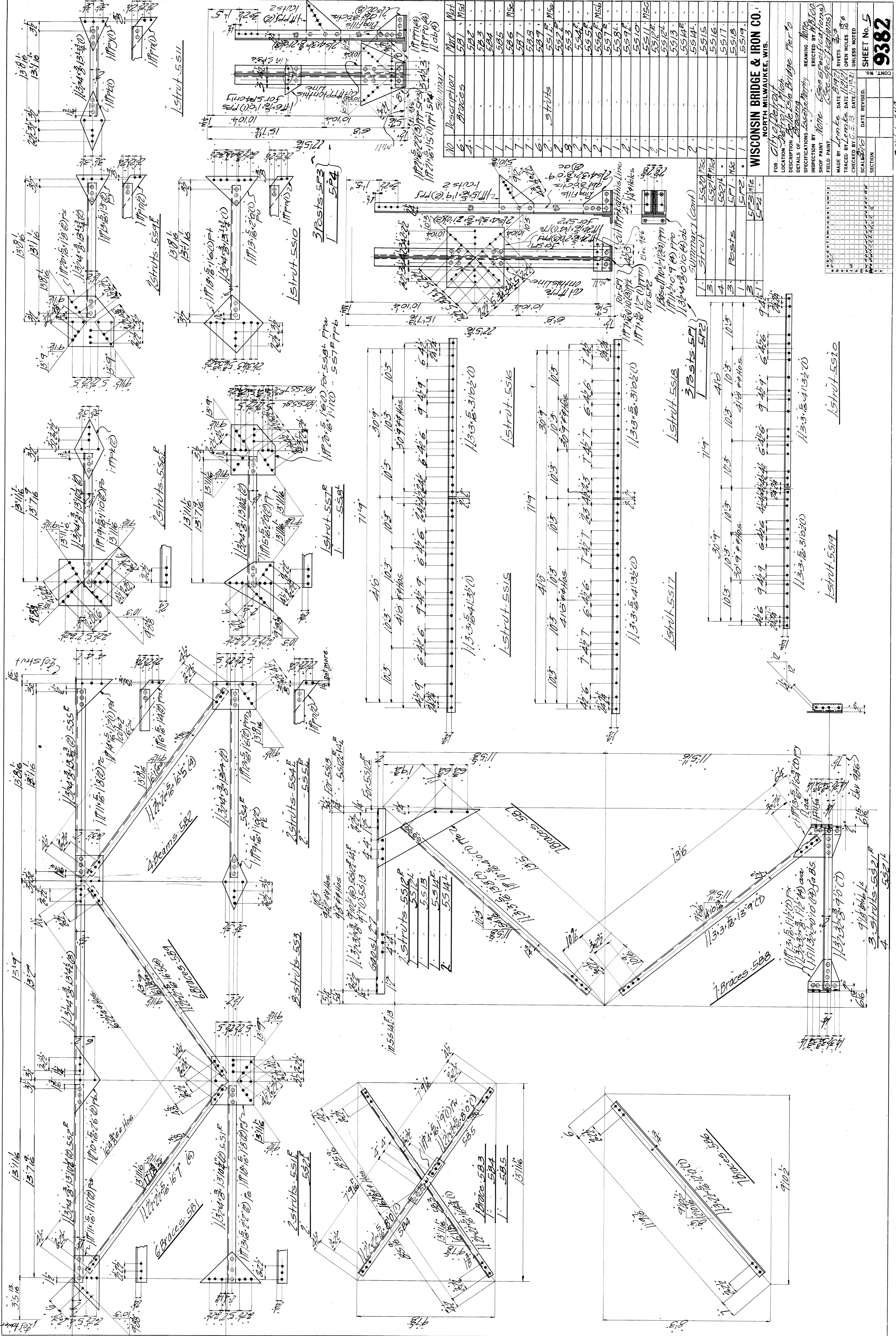
TRUSSES-41715
 1-17 1/2 x 20 x 1/2 (6) pa
 2-17 1/2 x 20 x 1/2 (6) pa
 3-17 1/2 x 20 x 1/2 (6) pa

TRUSSES-41716
 1-17 1/2 x 20 x 1/2 (6) pa
 2-17 1/2 x 20 x 1/2 (6) pa
 3-17 1/2 x 20 x 1/2 (6) pa

TRUSSES-41717
 1-17 1/2 x 20 x 1/2 (6) pa
 2-17 1/2 x 20 x 1/2 (6) pa
 3-17 1/2 x 20 x 1/2 (6) pa



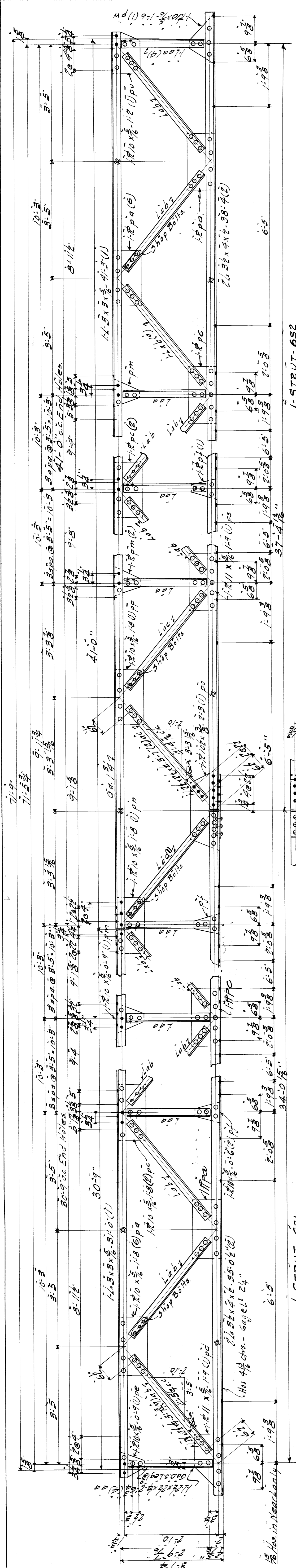
File **BWP422** Filed by CMA



NO	Description	Mat	Qty
1	Braces	581	1
2	Braces	582	1
3	Braces	583	1
4	Braces	584	1
5	Braces	585	1
6	Braces	586	1
7	Braces	587	1
8	Braces	588	1
9	Braces	589	1
10	Braces	590	1
11	Braces	591	1
12	Braces	592	1
13	Braces	593	1
14	Braces	594	1
15	Braces	595	1
16	Braces	596	1
17	Braces	597	1
18	Braces	598	1
19	Braces	599	1
20	Braces	600	1

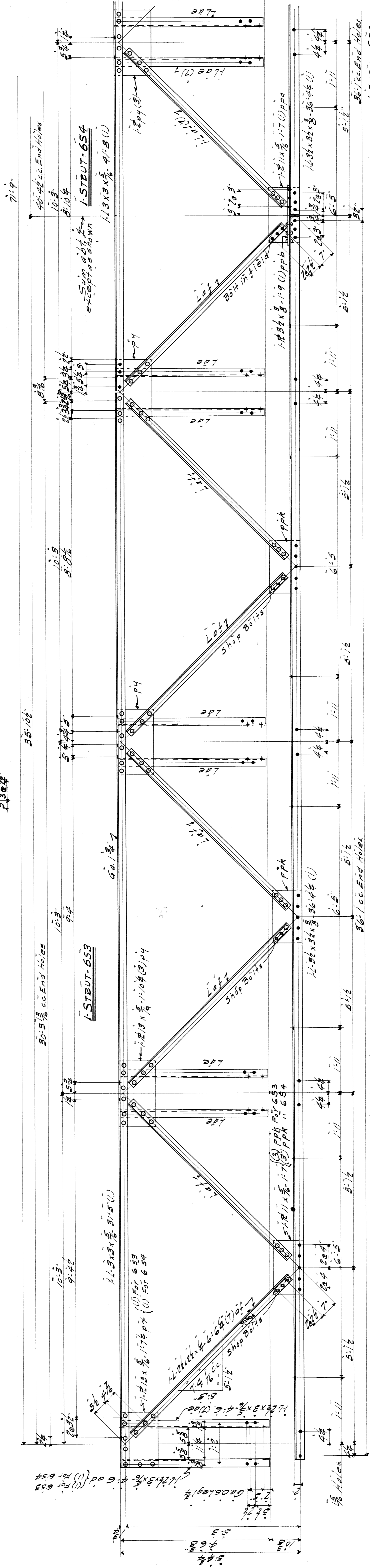
WISCONSIN BRIDGE & IRON CO.
 NORTH MILWAUKEE, WIS.
 FOR: City of Detroit
 LOCATION: Detroit Mich.
 DESCRIPTION: Belle Isle Bridge Pier
 SPECIFICATIONS: See General Notes
 INSPECTION BY: None (See Specifications)
 SHOP PAINT: None (See Specifications)
 MADE BY: Lemke DATE: 8/19/21 RIVETS: 3/8"
 TRACED BY: Lemke DATE: 8/19/21 OPEN HOLES: UNLESS NOTED
 CHECKED BY: G.E.S. DATE: 8/19/21
 SCALE: 1/4" = 1'-0" DATE REVISED: SECTION
 SHEET No. 5
9382

File BWest-251 d. by 0174



I-STEUT-651

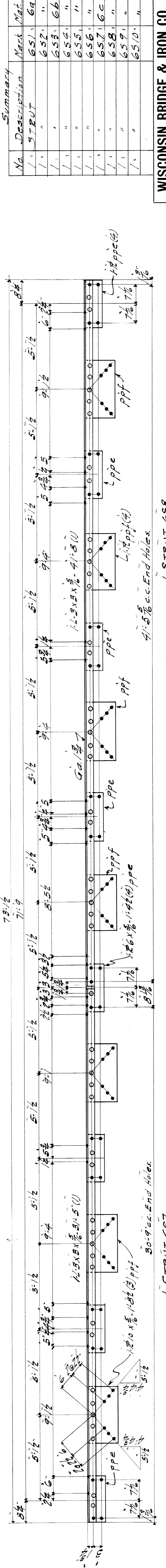
I-STEUT-652



I-STEUT-653

I-STEUT-654

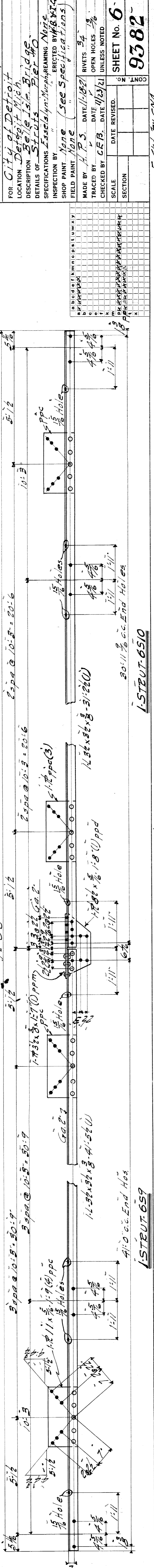
I-STEUT-655



I-STEUT-655

I-STEUT-657

I-STEUT-658

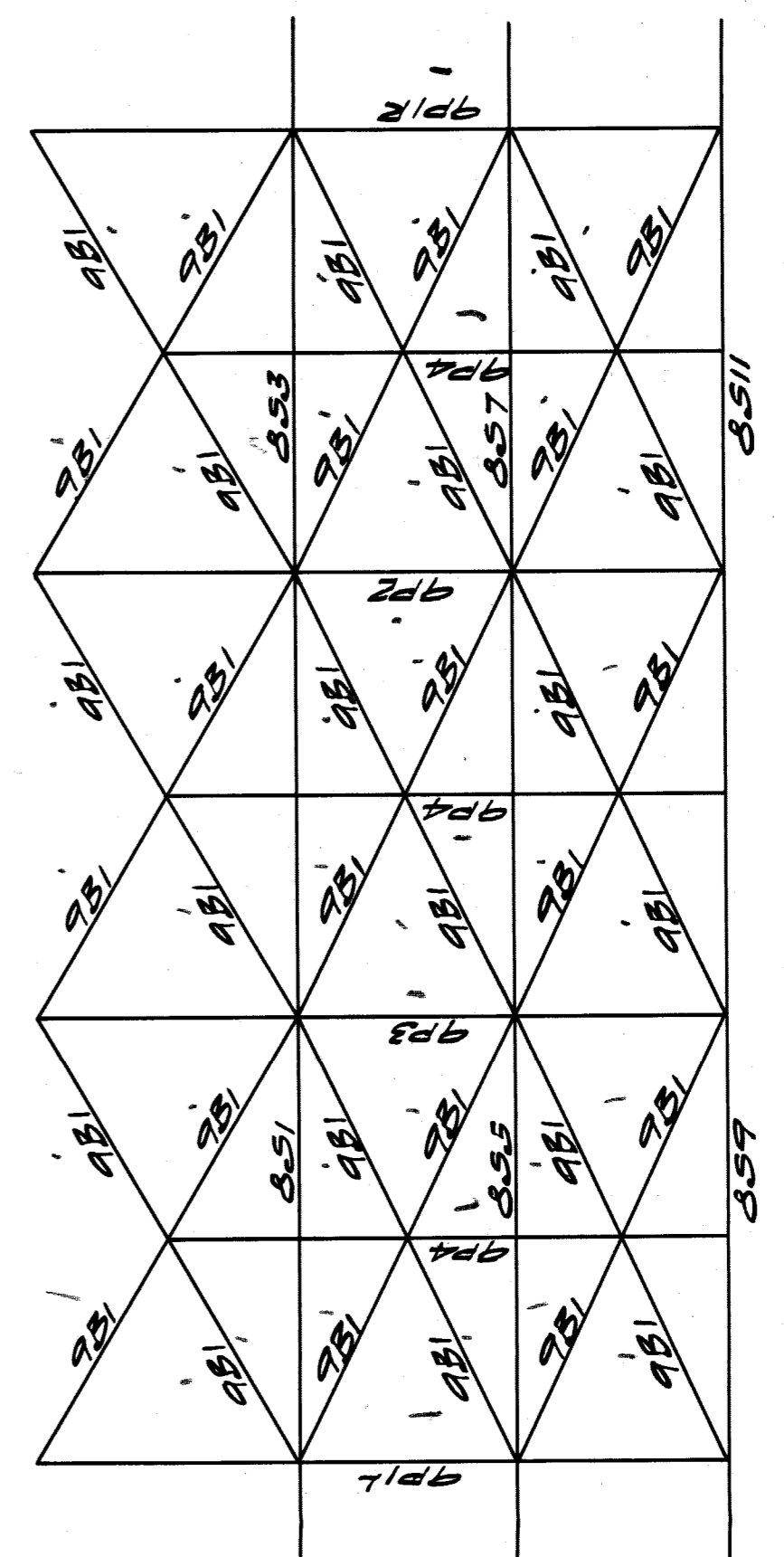
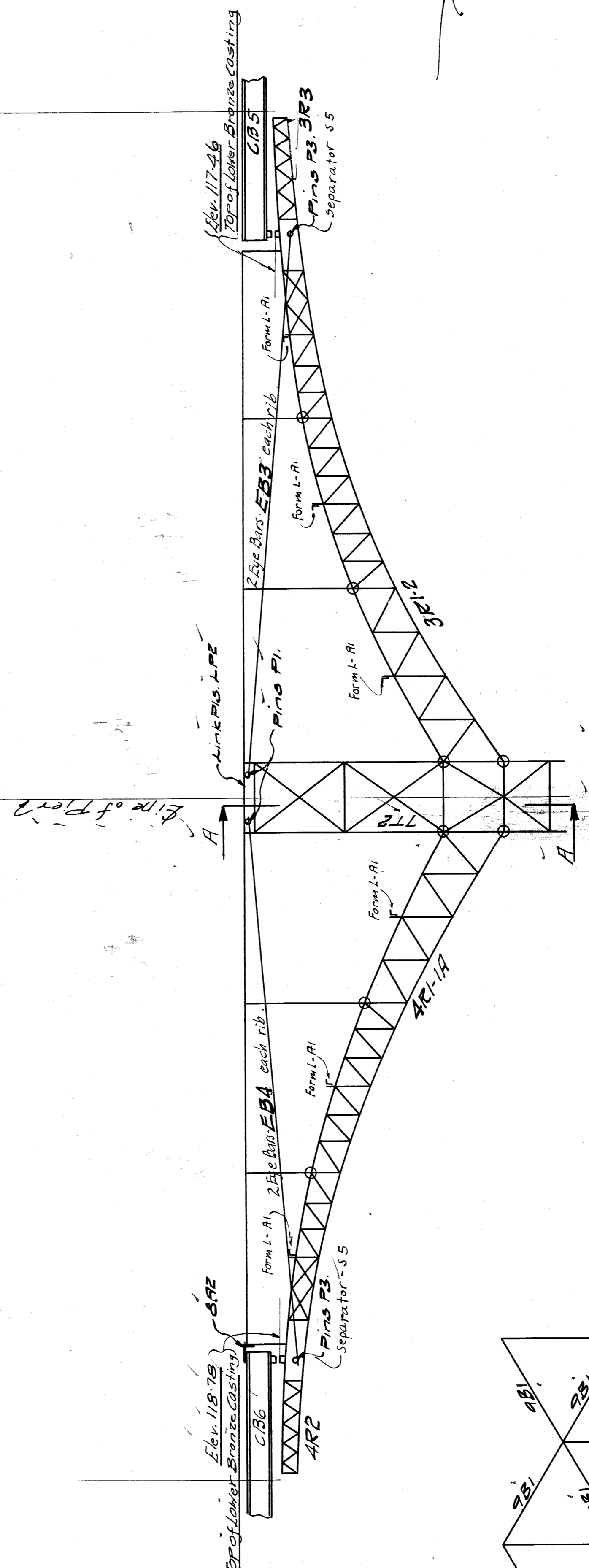
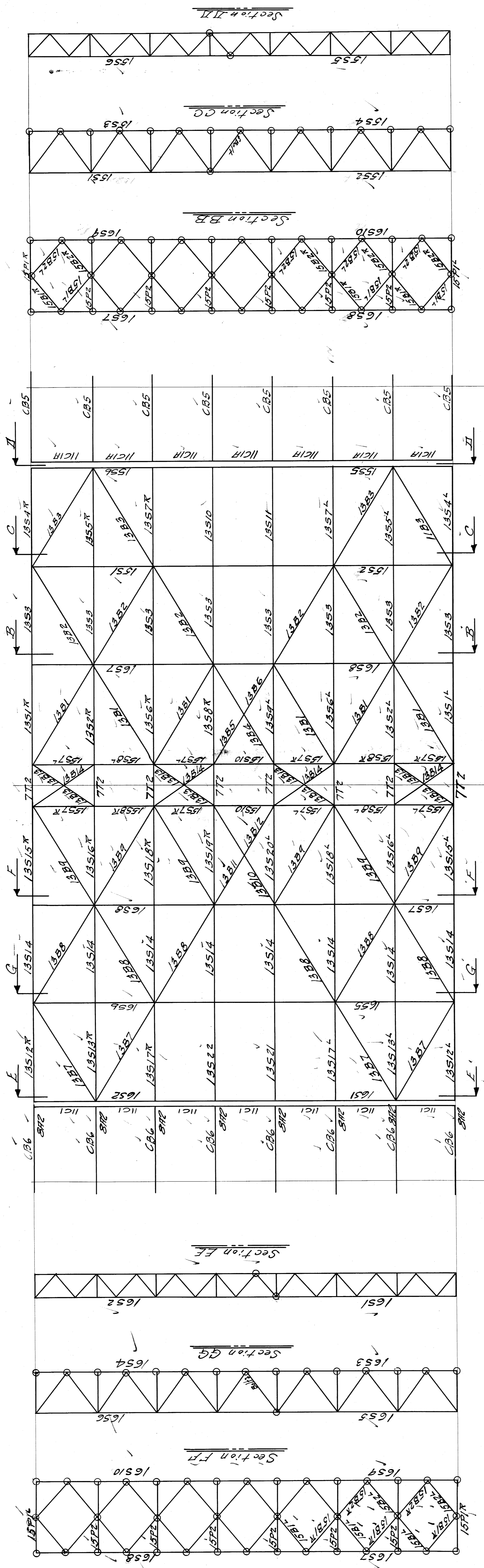


I-STEUT-650

No.	Description	Mark	Mat.
1	STEUT	651	6a
1	"	652	"
1	"	653	6b
1	"	654	"
1	"	655	"
1	"	656	"
1	"	657	6c
1	"	658	"
1	"	659	"
1	"	6510	"

WISCONSIN BRIDGE & IRON CO.
NORTH MILWAUKEE, WIS.

FOR: City of Detroit
LOCATION: Detroit, Mich.
DESCRIPTION: Bridge over River
DETAILS OF: Truss in Pier
INSPECTION BY: J. P. S. DATE: 11-18-21
FIELD PAINT: None (see Specifications)
MADE BY: H. P. S. DATE: 11-18-21
TRACED BY: H. P. S. DATE: 11-18-21
CHECKED BY: C. E. B. DATE: 11-18-21
SCALE: UNLESS NOTED
RIVETS: 3/4"
OPEN HOLES: 1/8"
SHEET NO. 6



NOTE:
 All points encircled thus O to be riveted.
 All other points bolted.

WISCONSIN BRIDGE & IRON CO.
 NORTH MILWAUKEE, WISCONSIN

CONTRACT NO. 2383
 ERCTED BY
 City of Detroit, Mich.
 LOCATION
 Belle Isle Bridge
 DESCRIPTION
 Details of Erection Plan Pier # 14

SPECIFICATIONS
 INSPECTION BY
 SHOP PAINT
 FIELD PAINT

RIVETS
 OPEN HOLES
 EXCEPT AS NOTED

MADE BY
 W. H. Peters
 DATE
 1-25-21

TRACED BY
 DATE
 1-25-21

CHECKED BY
 DATE
 1-25-21

SCALE 3/4" = 1'-0"

SECTION
 21
 22
 23

DATE REVISED

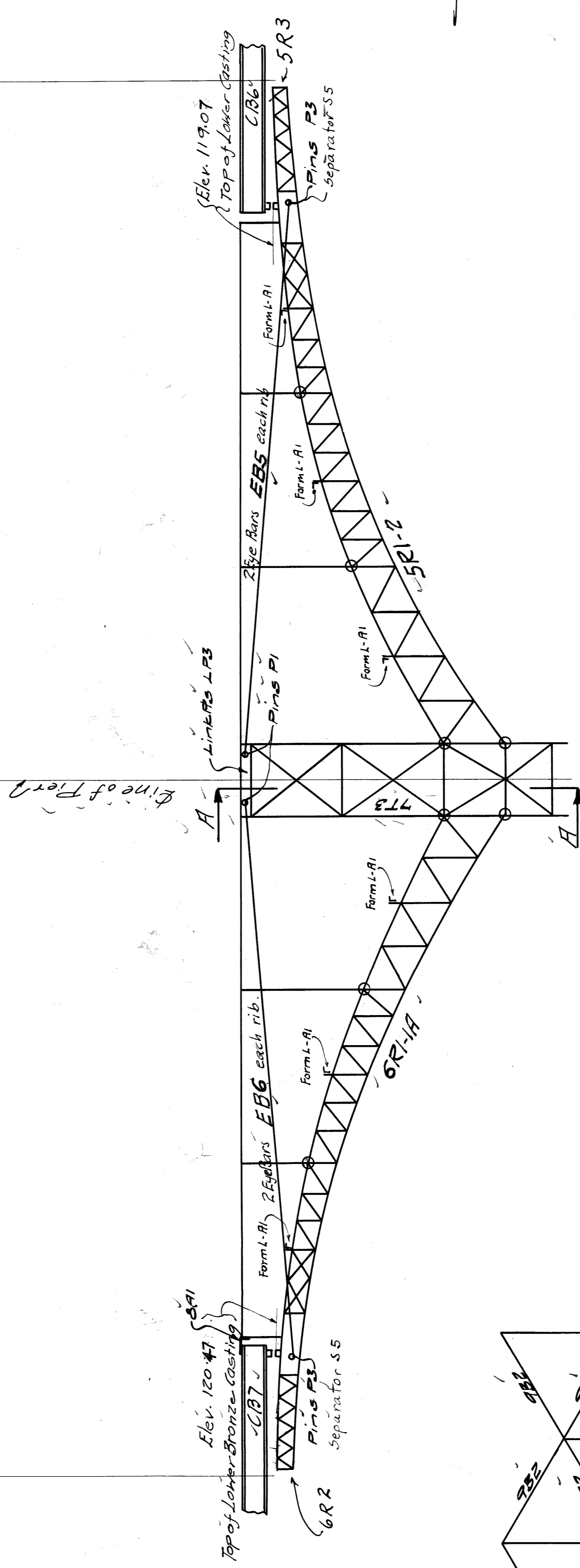
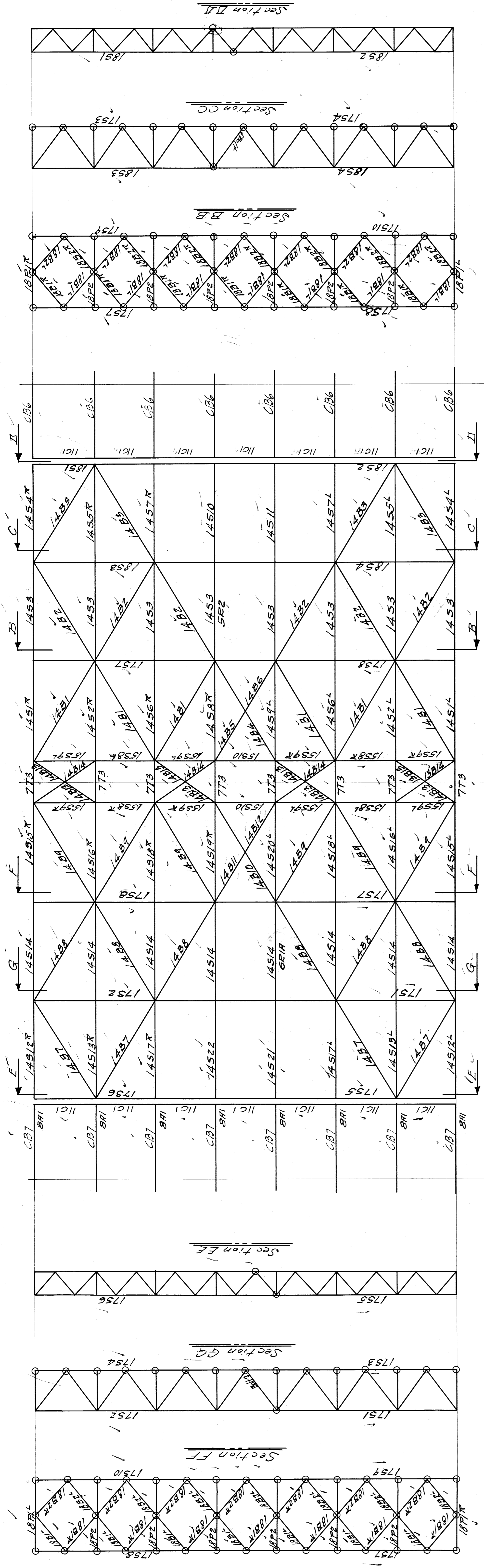
SHEET NO. 14

9383

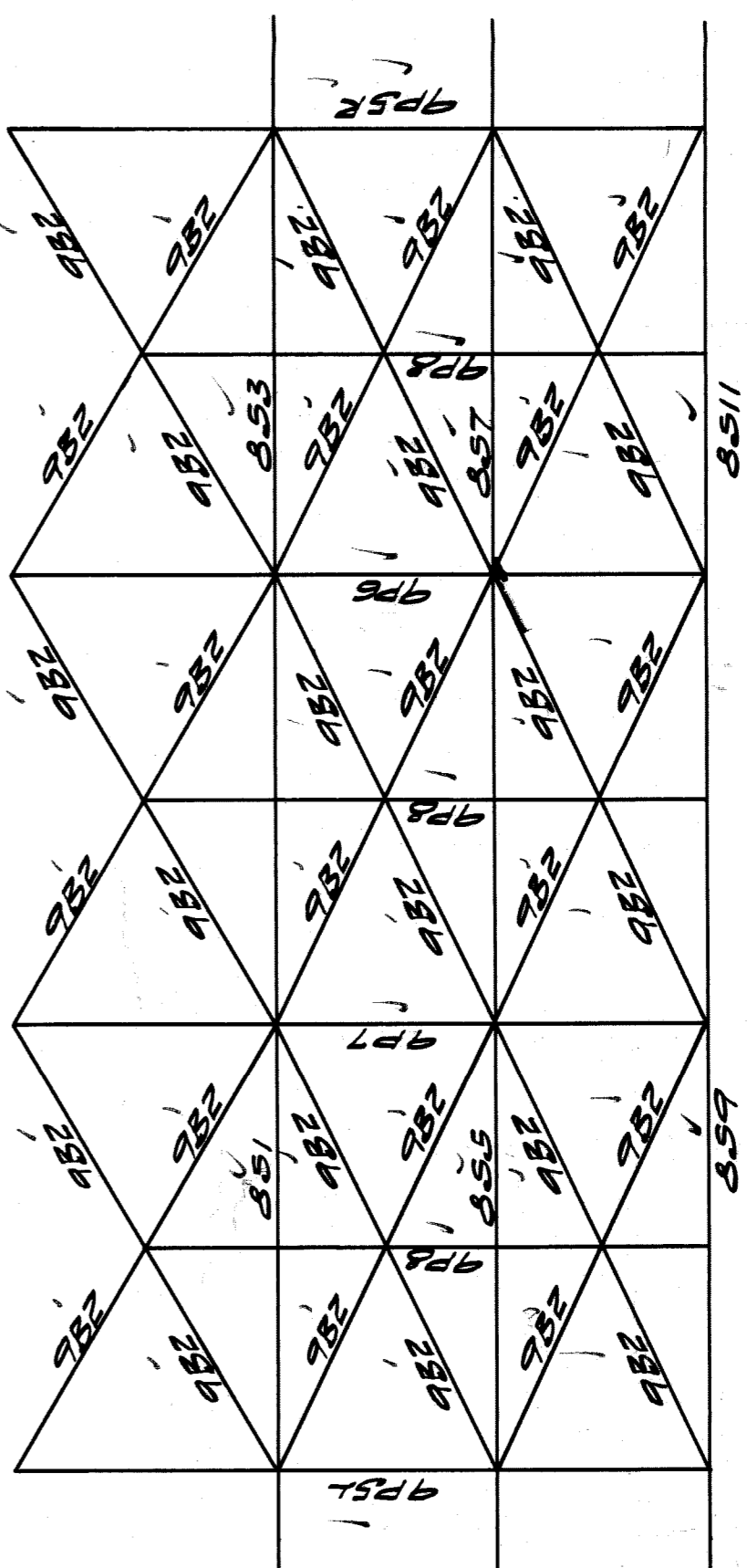
Form L-R1- Detailed on Bill #305-Contr #377

PIER # 14

Bracing on Line of Pier
 Section AA



NOTE:
All points encircled thus O to be riveted.
All other points bolted.



Bracing on Line of Pier
Section AA

WISCONSIN BRIDGE & IRON CO.
NORTH MILWAUKEE, WISCONSIN

CONTRACT NO. 9383
ERECTED BY
FOR City of Detroit
LOCATION Detroit, Mich.
DESCRIPTION Belle Isle Bridge
DETAILS OF Erection Pier #13

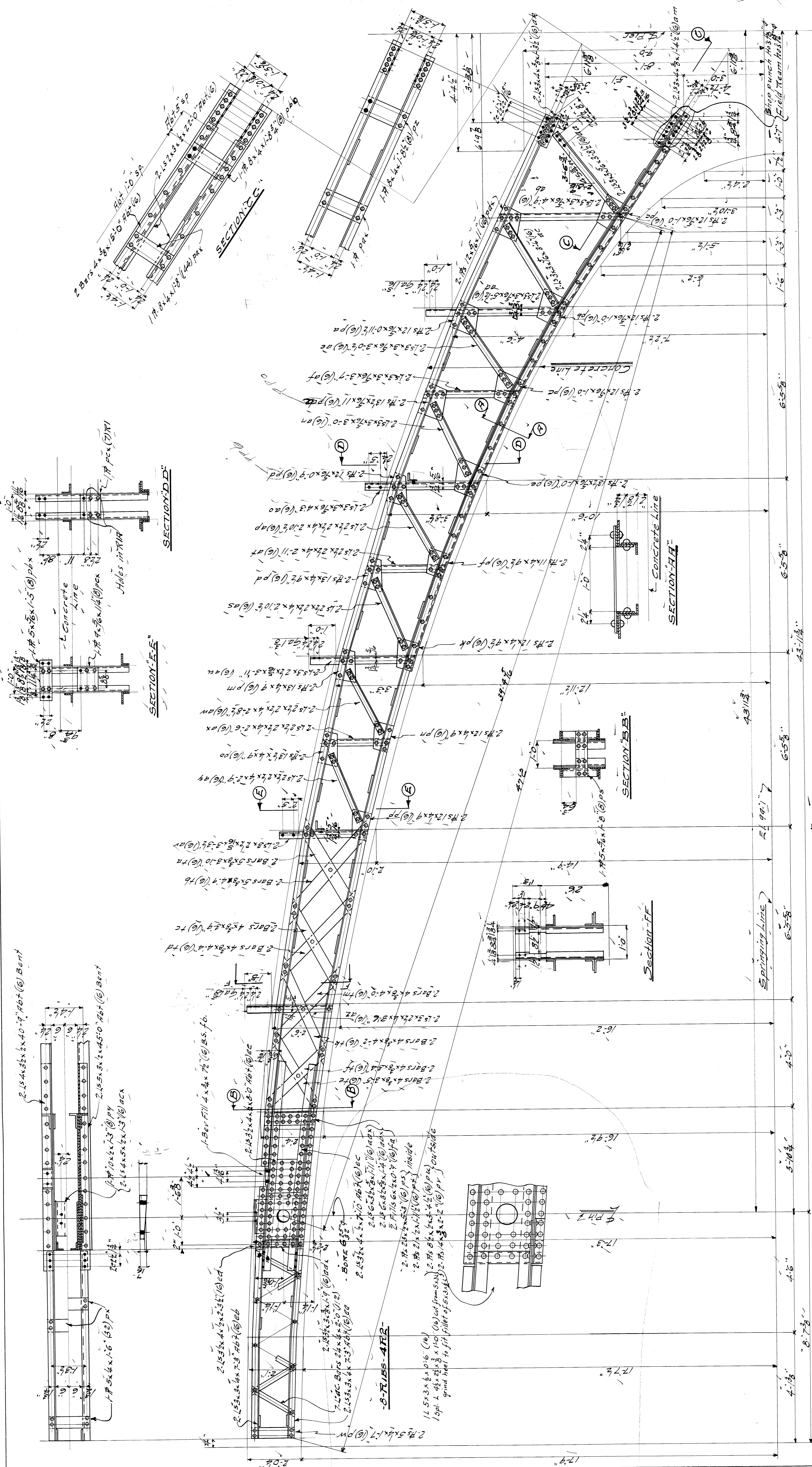
SPECIFICATIONS REAMING
INSPECTION BY
SHOP PAINT
FIELD PAINT

RIVETS OPEN HOLES EXCEPT AS NOTED
MADE BY W. H. Rivers DATE 7-28-21
TRACED BY DATE Feb 6, 22
CHECKED BY DATE Feb 6, 22

SCALE 8" = 1'-0"
SECTION

DATE REVISED
NO. 1
NO. 2
NO. 3
NO. 4
NO. 5
NO. 6
NO. 7
NO. 8
NO. 9
NO. 10

SHEET NO. 23
9383



WISCONSIN BRIDGE & IRON CO.
 NORTH MILWAUKEE, WIS.

FOR City of Detroit
 LOCATION Detroit Mich
 DESCRIPTION Belle Isle Bridge
 DETAILS OF TRUSS
 INSPECTION BY S. S. S. (See Specifications)
 SHOP PAINT
 MADE BY T. E. S. DATE 11-1-21 RIVETS 3/8"
 TRACED BY F. R. O. DATE 11-1-21 OPEN HOLES 3/8"
 CHECKED BY M. W. DATE 6-23-21 UNLESS NOTED
 SCALE DATE REVISION
 SECTION

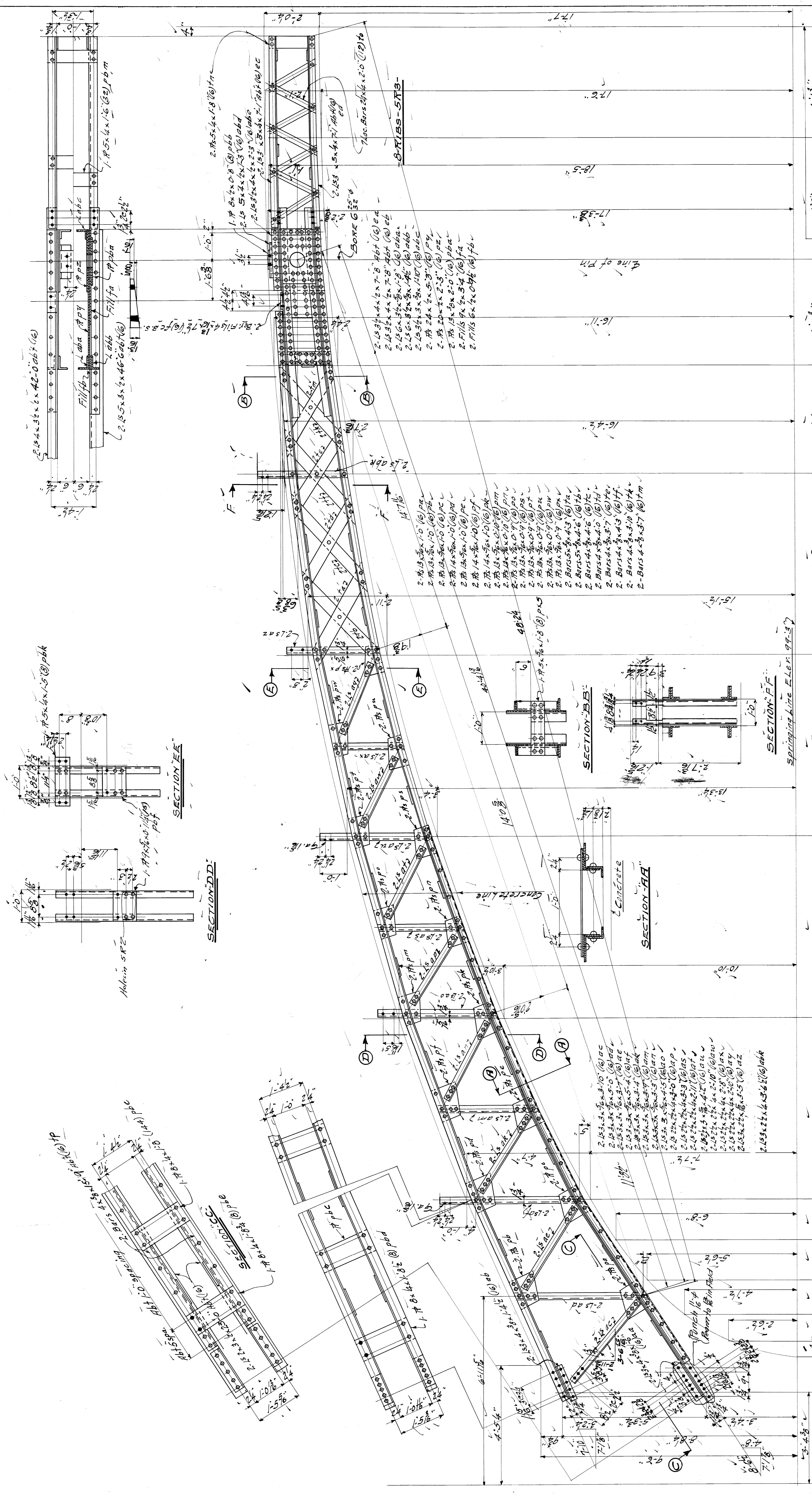
Summary of Parts

No	Description	Marks	Bill
7	TRUSS	ARI	4a-b
1	"	ARIA	4c
8	"	ATP	4c

TRUSS-ARI
1-1-ARIA

File BW 20-229 C.M.A.

SHEET No. 4
 9585



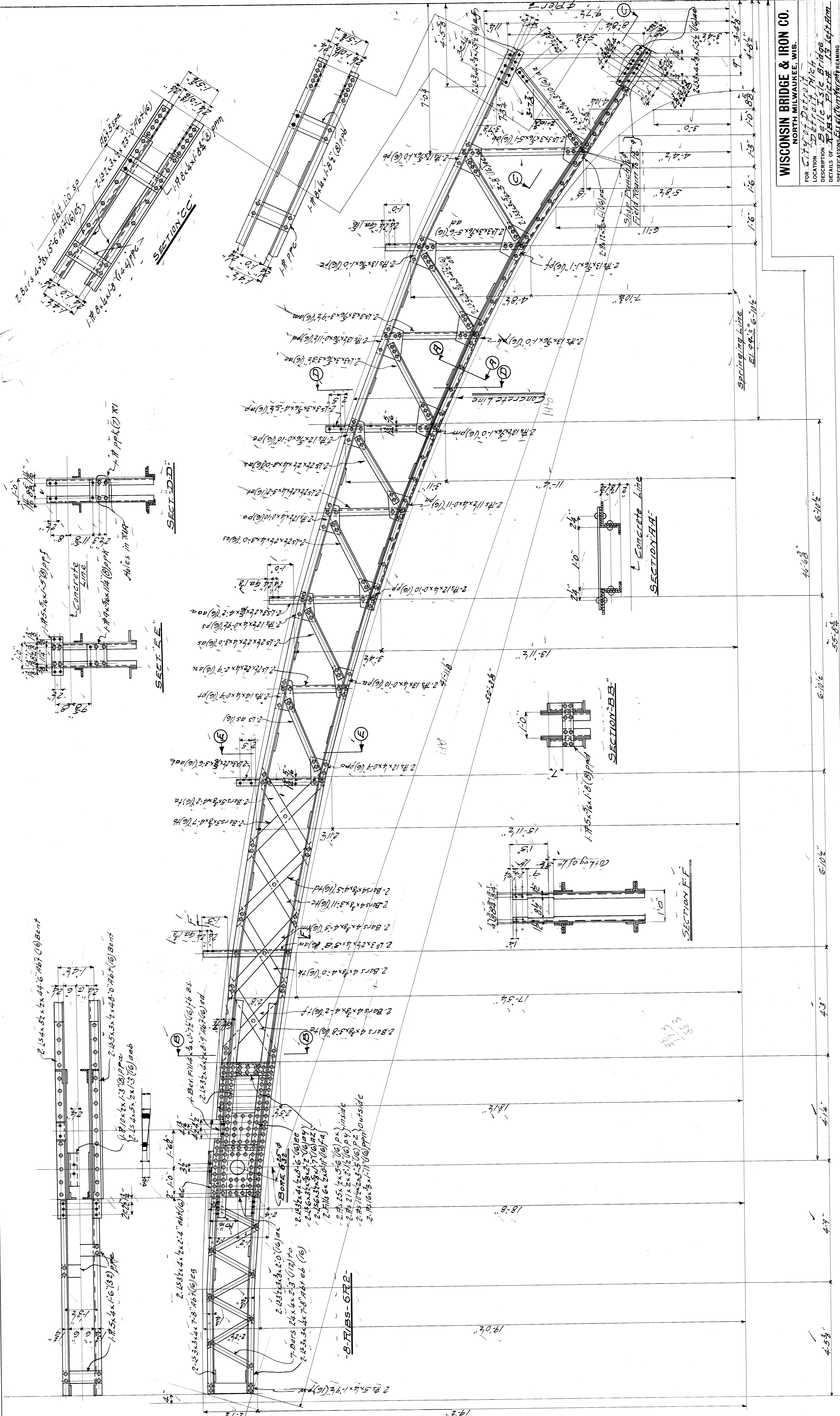
WISCONSIN BRIDGE & IRON CO.
 NORTH MILWAUKEE, WIS.
 FOR City of Detroit
 LOCATION Detroit, Mich.
 DESCRIPTION Belle Isle Bridge
 DETAILS OF RIBS
 SPECIFICATIONS ASSETS/STANDARD DRAWING No. 7-3
 INSPECTED BY W. H. B. DATE 11-15-21 FIELD PAINT
 SHOP PAINT None (See Specifications)
 MADE BY W. H. B. DATE 11-15-21 RIVETS 3/4"
 TRACED BY E. T. M. DATE 11-16-21 OPEN HOLES 3/4"
 CHECKED BY M. J. C. DATE 11-16-21 UNLESS NOTED
 SCALE _____ SECTION _____
 SHEET No. **5**

Summary of Parts

No. Description	Quantity	Material
7-RIBS	1	5R1
1 "	1	5R2
8 "	1	5R3

No.	Description	Quantity	Material
1	7-RIBS-5R1	1	5R1
1	7-RIBS-5R2	1	5R2
1	7-RIBS-5R3	1	5R3

7-RIBS-5R1-
 1-5R2-
 1-5R3-



WISCONSIN BRIDGE & IRON CO.
 NORTH MILWAUKEE, WIS.

FOR CITY OF DETROIT
 LOCATION Belle Isle Bridge
 DESCRIPTION Belle Isle Bridge
 DETAILS OF RIBS - PIER # 13 LEFT RIB

INSPECTED BY [Signature]
 SPECIFICATIONS See Specifications
 SHOP PAINT [Signature]
 FIELD PAINT [Signature]

MADE BY T.F.S. DATE 1/14/21
 TRACED BY T.F.S. DATE 1/16/21
 CHECKED BY [Signature] DATE 1/16/21
 UNLESS NOTED

SCALE SECTION
 DATE REVISED

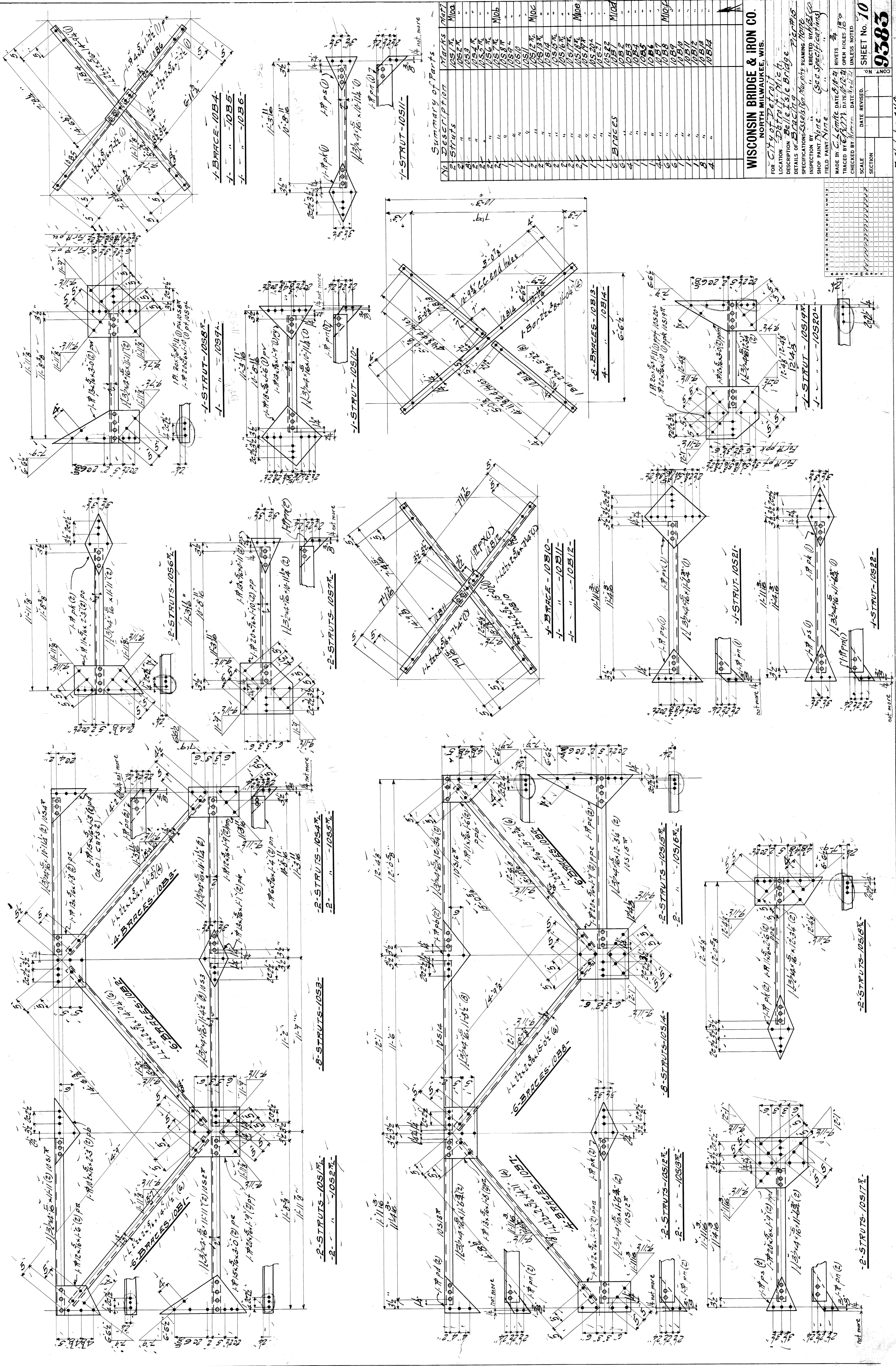
SHEET No. 6
 9383

Summary of Parts

No.	Description	Marks	Bill
7	RIBS	GT1	MAN
1	"	GT1A	"
8	"	GT2	MAC

B-RIBS-6R1
 1. - 6R1A

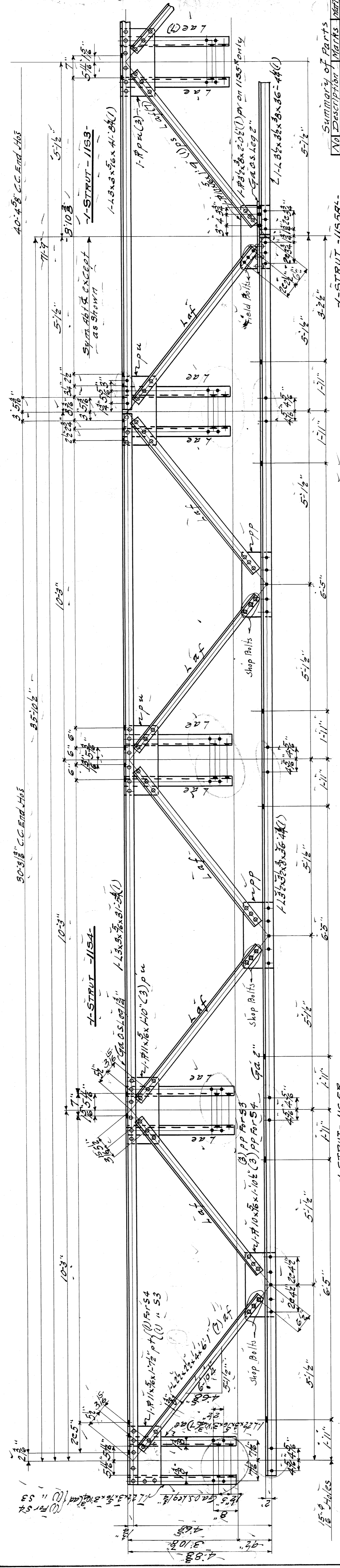
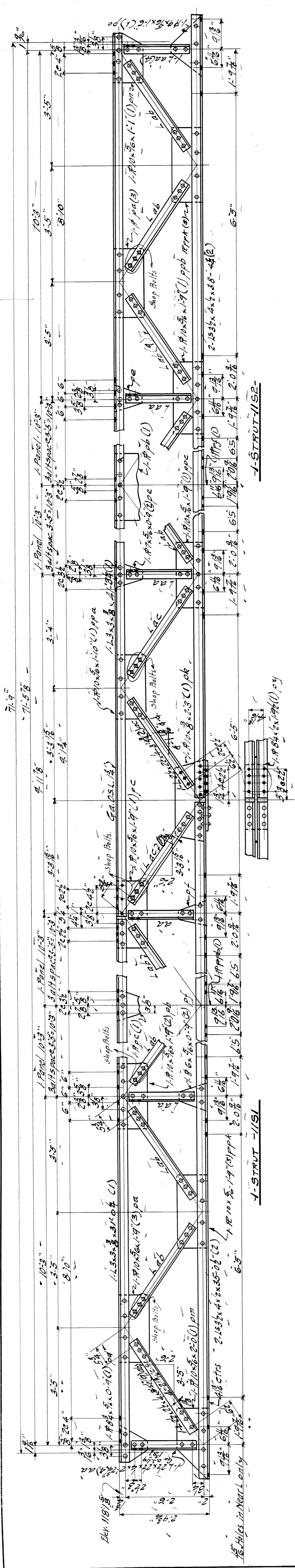
File BW 201.231
 F. S. C. BY CMA



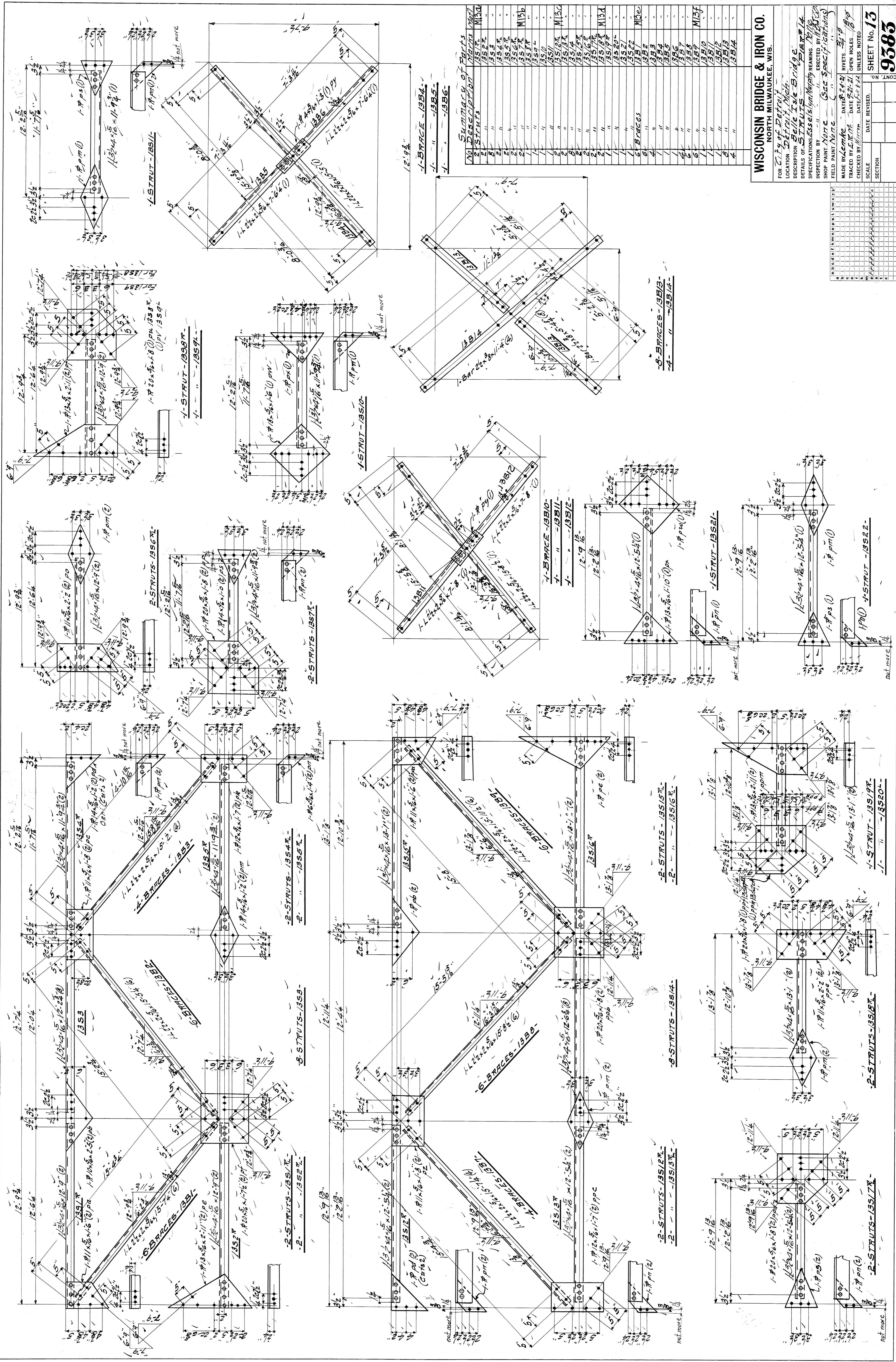
Summary of Parts

NO	DESCRIPTION	MARKS	QTY
1	STRUTS	10S10	1000
2	"	10S11	1000
3	"	10S12	1000
4	"	10S13	1000
5	"	10S14	1000
6	"	10S15	1000
7	"	10S16	1000
8	"	10S17	1000
9	"	10S18	1000
10	"	10S19	1000
11	"	10S20	1000
12	"	10S21	1000
13	"	10S22	1000
14	"	10S23	1000
15	"	10S24	1000
16	"	10S25	1000
17	"	10S26	1000
18	"	10S27	1000
19	"	10S28	1000
20	"	10S29	1000
21	"	10S30	1000
22	"	10S31	1000
23	"	10S32	1000
24	"	10S33	1000
25	"	10S34	1000
26	"	10S35	1000
27	"	10S36	1000
28	"	10S37	1000
29	"	10S38	1000
30	"	10S39	1000
31	"	10S40	1000
32	"	10S41	1000
33	"	10S42	1000
34	"	10S43	1000
35	"	10S44	1000
36	"	10S45	1000
37	"	10S46	1000
38	"	10S47	1000
39	"	10S48	1000
40	"	10S49	1000
41	"	10S50	1000
42	"	10S51	1000
43	"	10S52	1000
44	"	10S53	1000
45	"	10S54	1000
46	"	10S55	1000
47	"	10S56	1000
48	"	10S57	1000
49	"	10S58	1000
50	"	10S59	1000
51	"	10S60	1000
52	"	10S61	1000
53	"	10S62	1000
54	"	10S63	1000
55	"	10S64	1000
56	"	10S65	1000
57	"	10S66	1000
58	"	10S67	1000
59	"	10S68	1000
60	"	10S69	1000
61	"	10S70	1000
62	"	10S71	1000
63	"	10S72	1000
64	"	10S73	1000
65	"	10S74	1000
66	"	10S75	1000
67	"	10S76	1000
68	"	10S77	1000
69	"	10S78	1000
70	"	10S79	1000
71	"	10S80	1000
72	"	10S81	1000
73	"	10S82	1000
74	"	10S83	1000
75	"	10S84	1000
76	"	10S85	1000
77	"	10S86	1000
78	"	10S87	1000
79	"	10S88	1000
80	"	10S89	1000
81	"	10S90	1000
82	"	10S91	1000
83	"	10S92	1000
84	"	10S93	1000
85	"	10S94	1000
86	"	10S95	1000
87	"	10S96	1000
88	"	10S97	1000
89	"	10S98	1000
90	"	10S99	1000
91	"	10S100	1000

WISCONSIN BRIDGE & IRON CO.
 NORTH MILWAUKEE, WIS.
 FOR City of Detroit
 LOCATION Belle Isle Bridge
 DETAILS OF BRACING
 INSPECTION BY [Signature]
 SHOP PAINT NAME [Signature]
 FIELD PAINT NAME [Signature]
 MADE BY [Signature] RIVETS [Signature]
 TRACED BY [Signature] OPEN HOLES [Signature]
 CHECKED BY [Signature] DATE [Signature]
 SCALE [Signature]
 SHEET No. 10
 SECTION [Signature]



No	Description	Marks	Qty
1	STRUT	1151	1
2	"	1152	1
3	"	1153	1
4	BARCES	1154	1
5	"	1155A	1
6	"	1155B	1
7	Posts	1156	1
8	"	1157	1
9	"	1158	1
10	Channels	1159	1
11	"	1160	1
12	"	1161	1
13	"	1162	1
14	"	1163	1
15	"	1164	1
16	"	1165	1
17	"	1166	1
18	"	1167	1
19	"	1168	1
20	"	1169	1
21	"	1170	1
22	"	1171	1
23	"	1172	1
24	"	1173	1
25	"	1174	1
26	"	1175	1
27	"	1176	1
28	"	1177	1
29	"	1178	1
30	"	1179	1
31	"	1180	1
32	"	1181	1
33	"	1182	1
34	"	1183	1
35	"	1184	1
36	"	1185	1
37	"	1186	1
38	"	1187	1
39	"	1188	1
40	"	1189	1
41	"	1190	1
42	"	1191	1
43	"	1192	1
44	"	1193	1
45	"	1194	1
46	"	1195	1
47	"	1196	1
48	"	1197	1
49	"	1198	1
50	"	1199	1
51	"	1200	1
52	"	1201	1
53	"	1202	1
54	"	1203	1
55	"	1204	1
56	"	1205	1
57	"	1206	1
58	"	1207	1
59	"	1208	1
60	"	1209	1
61	"	1210	1
62	"	1211	1
63	"	1212	1
64	"	1213	1
65	"	1214	1
66	"	1215	1
67	"	1216	1
68	"	1217	1
69	"	1218	1
70	"	1219	1
71	"	1220	1
72	"	1221	1
73	"	1222	1
74	"	1223	1
75	"	1224	1
76	"	1225	1
77	"	1226	1
78	"	1227	1
79	"	1228	1
80	"	1229	1
81	"	1230	1
82	"	1231	1
83	"	1232	1
84	"	1233	1
85	"	1234	1
86	"	1235	1
87	"	1236	1
88	"	1237	1
89	"	1238	1
90	"	1239	1
91	"	1240	1
92	"	1241	1
93	"	1242	1
94	"	1243	1
95	"	1244	1
96	"	1245	1
97	"	1246	1
98	"	1247	1
99	"	1248	1
100	"	1249	1
101	"	1250	1
102	"	1251	1
103	"	1252	1
104	"	1253	1
105	"	1254	1
106	"	1255	1
107	"	1256	1
108	"	1257	1
109	"	1258	1
110	"	1259	1
111	"	1260	1
112	"	1261	1
113	"	1262	1
114	"	1263	1
115	"	1264	1
116	"	1265	1
117	"	1266	1
118	"	1267	1
119	"	1268	1
120	"	1269	1
121	"	1270	1
122	"	1271	1
123	"	1272	1
124	"	1273	1
125	"	1274	1
126	"	1275	1
127	"	1276	1
128	"	1277	1
129	"	1278	1
130	"	1279	1
131	"	1280	1
132	"	1281	1
133	"	1282	1
134	"	1283	1
135	"	1284	1
136	"	1285	1
137	"	1286	1
138	"	1287	1
139	"	1288	1
140	"	1289	1
141	"	1290	1
142	"	1291	1
143	"	1292	1
144	"	1293	1
145	"	1294	1
146	"	1295	1
147	"	1296	1
148	"	1297	1
149	"	1298	1
150	"	1299	1
151	"	1300	1
152	"	1301	1
153	"	1302	1
154	"	1303	1
155	"	1304	1
156	"	1305	1
157	"	1306	1
158	"	1307	1
159	"	1308	1
160	"	1309	1
161	"	1310	1
162	"	1311	1
163	"	1312	1
164	"	1313	1
165	"	1314	1
166	"	1315	1
167	"	1316	1
168	"	1317	1
169	"	1318	1
170	"	1319	1
171	"	1320	1
172	"	1321	1
173	"	1322	1
174	"	1323	1
175	"	1324	1
176	"	1325	1
177	"	1326	1
178	"	1327	1
179	"	1328	1
180	"	1329	1
181	"	1330	1
182	"	1331	1
183	"	1332	1
184	"	1333	1
185	"	1334	1
186	"	1335	1
187	"	1336	1
188	"	1337	1
189	"	1338	1
190	"	1339	1
191	"	1340	1
192	"	1341	1
193	"	1342	1
194	"	1343	1
195	"	1344	1
196	"	1345	1
197	"	1346	1
198	"	1347	1
199	"	1348	1
200	"	1349	1
201	"	1350	1
202	"	1351	1
203	"	1352	1
204	"	1353	1
205	"	1354	1
206	"	1355	1
207	"	1356	1
208	"	1357	1
209	"	1358	1
210	"	1359	1
211	"	1360	1
212	"	1361	1
213	"	1362	1
214	"	1363	1
215	"	1364	1
216	"	1365	1
217	"	1366	1
218	"	1367	1
219	"	1368	1
220	"	1369	1
221	"	1370	1
222	"	1371	1
223	"	1372	1
224	"	1373	1
225	"	1374	1
226	"	1375	1
227	"	1376	1
228	"	1377	1
229	"	1378	1
230	"	1379	1
231	"	1380	1
232	"	1381	1
233	"	1382	1
234	"	1383	1
235	"	1384	1
236	"	1385	1
237	"	1386	1
238	"	1387	1
239	"	1388	1
240	"	1389	1
241	"	1390	1
242	"	1391	1
243	"	1392	1
244	"	1393	1
245	"	1394	1
246	"	1395	1
247	"	1396	1
248	"	1397	1
249	"	1398	1
250	"	1399	1
251	"	1400	1
252	"	1401	1
253	"	1402	1
254	"	1403	1
255	"	1404	1
256	"	1405	1
257	"	1406	1
258	"	1407	1
259	"	1408	1
260	"	1409	1
261	"	1410	1
262	"	1411	1
263	"	1412	1
264	"	1413	1
265	"	1414	1
266	"	1415	1
267	"	1416	1
268	"	1417	1
269	"	1418	1
270	"	1419	1
271	"	1420	1
272	"	1421	1
273	"	1422	1
274	"	1423	1
275	"	1424	1
276	"	1425	1
277	"	1426	1
278	"	1427	1
279	"	1428	1
280	"	1429	1
281	"	1430	1
282	"	1431	1
283	"	1432	1
284	"	1433	1
285	"	1434	1
286	"	1435	1
287	"	1436	1
288	"	1437	1
289	"	1438	1
290	"	1439	1
291	"	1440	1
292	"	1441	1
293	"	1442	1
294	"	1443	1
295	"	1444	1
296	"	1445	1
297	"	1446	1
298	"	1447	1
299	"	1448	1
300	"	1449	1
301	"	1450	1
302	"	1451	1
303	"	1452	1
304	"	1453	1
305	"	1454	1
306	"	1455	1
307	"	1456	1
308	"	1457	1
309	"	1458	1
310			



NO.	DESCRIPTION	QUANTITY	UNIT
1	1-STRUTS	1351A	
2	2-STRUTS	1352A	
3	3-STRUTS	1353A	
4	4-BRACES	1354A	
5	5-STRUTS	1355A	
6	6-BRACES	1356A	
7	7-STRUTS	1357A	
8	8-BRACES	1358A	
9	9-STRUTS	1359A	
10	10-BRACES	1360A	
11	11-STRUTS	1361A	
12	12-BRACES	1362A	
13	13-STRUTS	1363A	
14	14-BRACES	1364A	
15	15-STRUTS	1365A	
16	16-BRACES	1366A	
17	17-STRUTS	1367A	
18	18-BRACES	1368A	
19	19-STRUTS	1369A	
20	20-BRACES	1370A	
21	21-STRUTS	1371A	
22	22-BRACES	1372A	
23	23-STRUTS	1373A	
24	24-BRACES	1374A	
25	25-STRUTS	1375A	
26	26-BRACES	1376A	
27	27-STRUTS	1377A	
28	28-BRACES	1378A	
29	29-STRUTS	1379A	
30	30-BRACES	1380A	

WISCONSIN BRIDGE & IRON CO.
 NORTH MILWAUKEE, WIS.

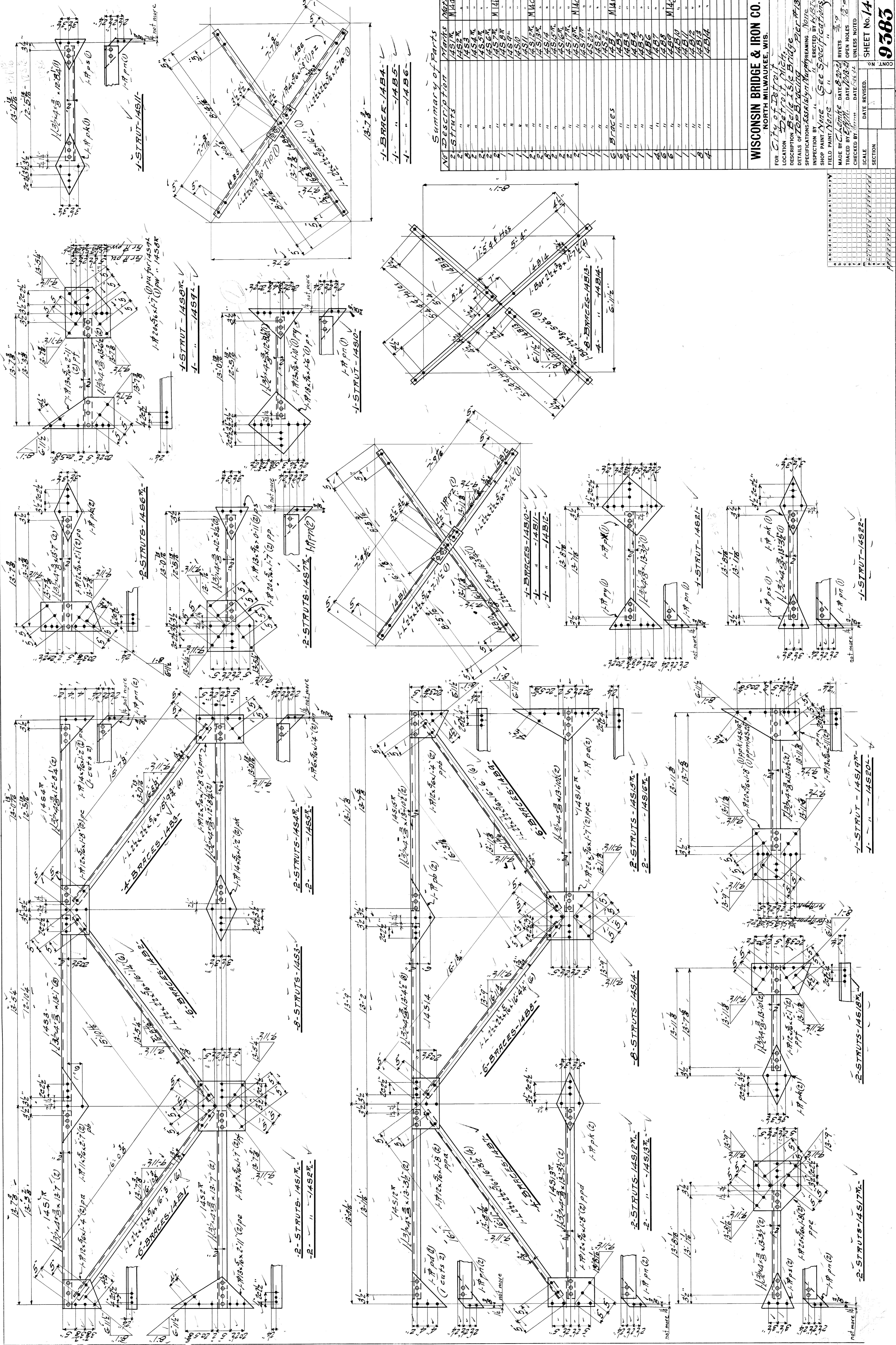
FOR City of Detroit
 LOCATION Detroit, Mich.
 DESCRIPTION Belle Isle Bridge
 DETAILS OF STRUTS
 SPECIFICATIONS See Specifications Form #14
 INSPECTED BY [Signature]
 SHOP PAINT NAME (See Specifications)
 FIELD PAINT NAME (See Specifications)

MADE BY [Signature] DATE [Date]
 TRACED BY [Signature] DATE [Date]
 CHECKED BY [Signature] DATE [Date]

RIVETS 3/8"
 OPEN HOLES 1/8"
 UNLESS NOTED

SCALE [Scale]
 DATE REVISED [Date]
 SECTION [Section]

SHEET No. 13
 9385



Summary of Parts

No.	Description	Marks	QTY
1	STRUTS	1451R	2
2	"	1452R	2
3	"	1453R	2
4	"	1454R	2
5	"	1455R	2
6	"	1456R	2
7	"	1457R	2
8	"	1458R	2
9	"	1459R	2
10	"	1460R	2
11	"	1461R	2
12	"	1462R	2
13	"	1463R	2
14	"	1464R	2
15	"	1465R	2
16	"	1466R	2
17	"	1467R	2
18	"	1468R	2
19	"	1469R	2
20	"	1470R	2
21	"	1471R	2
22	"	1472R	2
23	"	1473R	2
24	"	1474R	2
25	"	1475R	2
26	"	1476R	2
27	"	1477R	2
28	"	1478R	2
29	"	1479R	2
30	"	1480R	2
31	"	1481R	2
32	"	1482R	2
33	"	1483R	2
34	"	1484R	2
35	"	1485R	2
36	"	1486R	2
37	"	1487R	2
38	"	1488R	2
39	"	1489R	2
40	"	1490R	2
41	"	1491R	2
42	"	1492R	2
43	"	1493R	2
44	"	1494R	2
45	"	1495R	2
46	"	1496R	2
47	"	1497R	2
48	"	1498R	2
49	"	1499R	2
50	"	1500R	2

WISCONSIN BRIDGE & IRON CO.
 NORTH MILWAUKEE, WIS.

FOR: City of Detroit
 LOCATION: Detroit Mich.
 DESCRIPTION: Belle Isle Bridge Pier #3
 DETAILS OF: BRACING
 SPECIFICATIONS: As per City of Detroit Specifications
 INSPECTED BY: [Name]
 SHOP PAINT: Name (See Specifications)

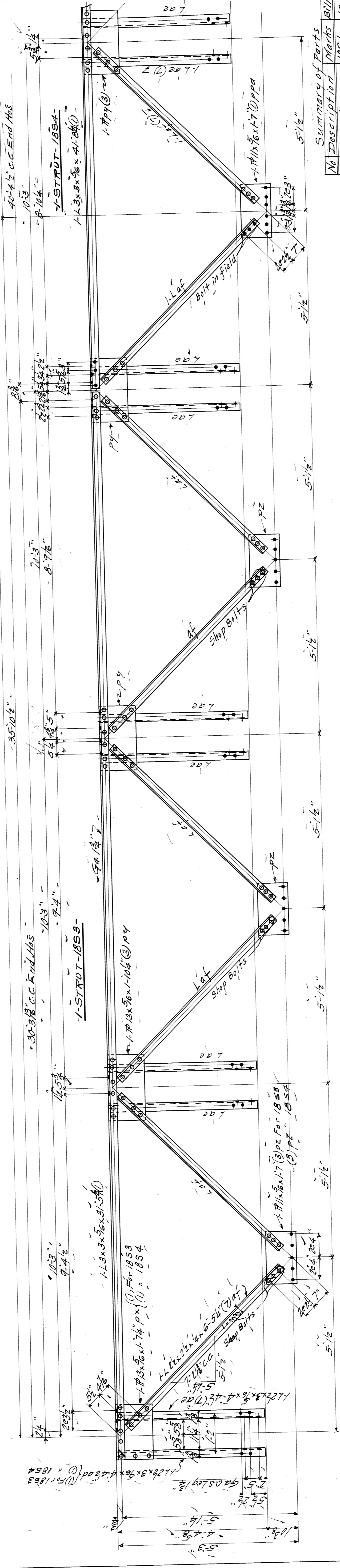
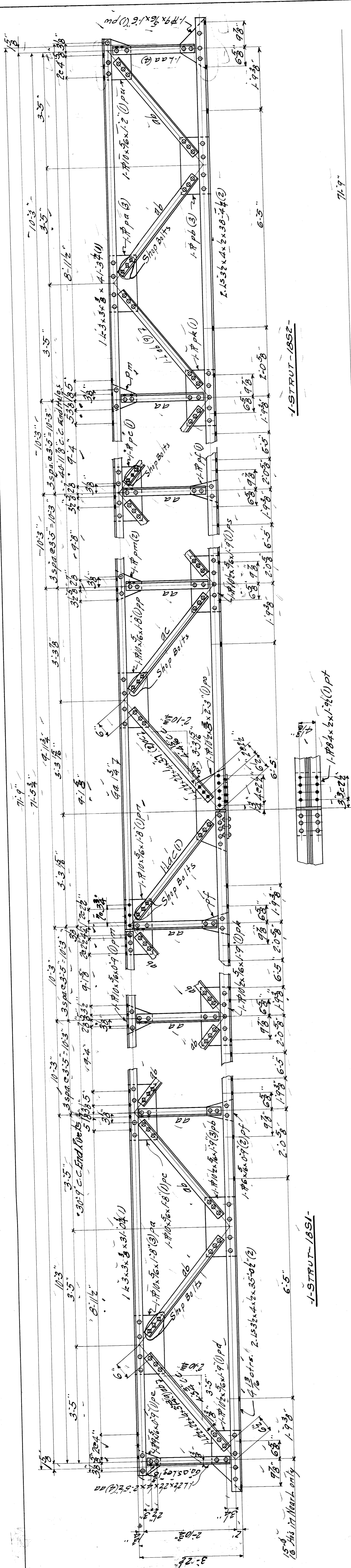
MADE BY: [Name] DATE: [Date]
 TRACED BY: [Name] DATE: [Date]
 CHECKED BY: [Name] DATE: [Date]
 UNLESS NOTED OTHERWISE

SCALE: _____ SECTION: _____

DATE REVISION: _____

SHEET No. 14
 9585

File BW 201-239
 F. C. By E. M. A.



Summary of Parts

No	Description	1851	1852	1853	1854
1	Strut				
1	"				
1	"				
4	Posts				
12	"				
28	Braces				
28	"				

WISCONSIN BRIDGE & IRON CO.
 NORTH MILWAUKEE, WIS.

FOR City of Detroit
 LOCATION Detroit, Mich.
 DESCRIPTION Belle Isle Bridge
 DETAILS OF STRUCTURE Beloit-Installation
 SPECIFICATIONS See Michigan Bridge REMAINING
 INSPECTED BY
 SHOP PAINT Name (See Specifications)
 FIELD PAINT

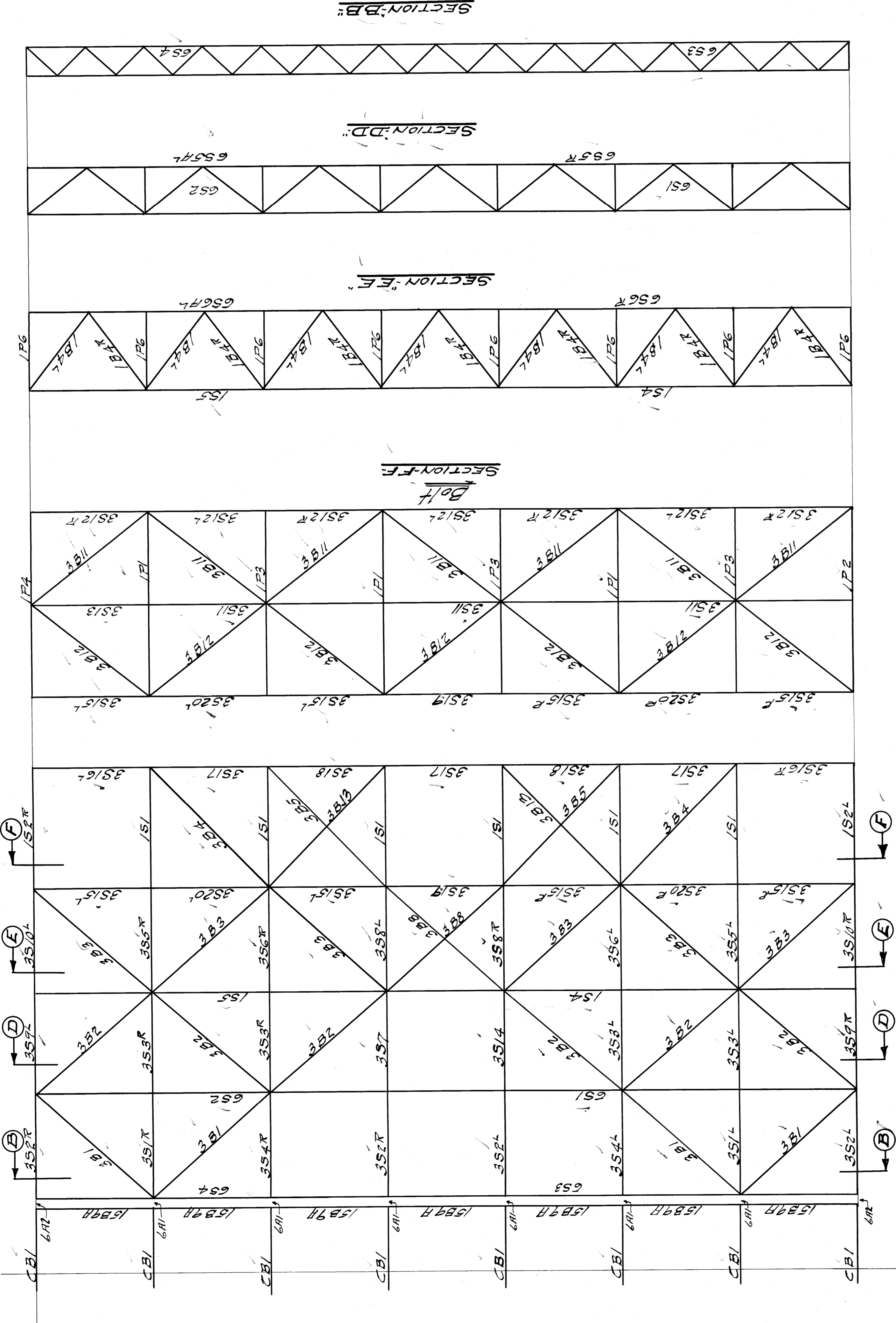
MADE BY H.F.S. DATE 1/16/21 RIVETS 3/4"
 TRACED BY E.P.M. DATE 1/18/21 OPEN HOLES 1/2"
 CHECKED BY J.S.P. DATE 2/1/22 UNLESS NOTED
 SCALE DATE REVISED
 SECTION

SHEET No. 10
 9583

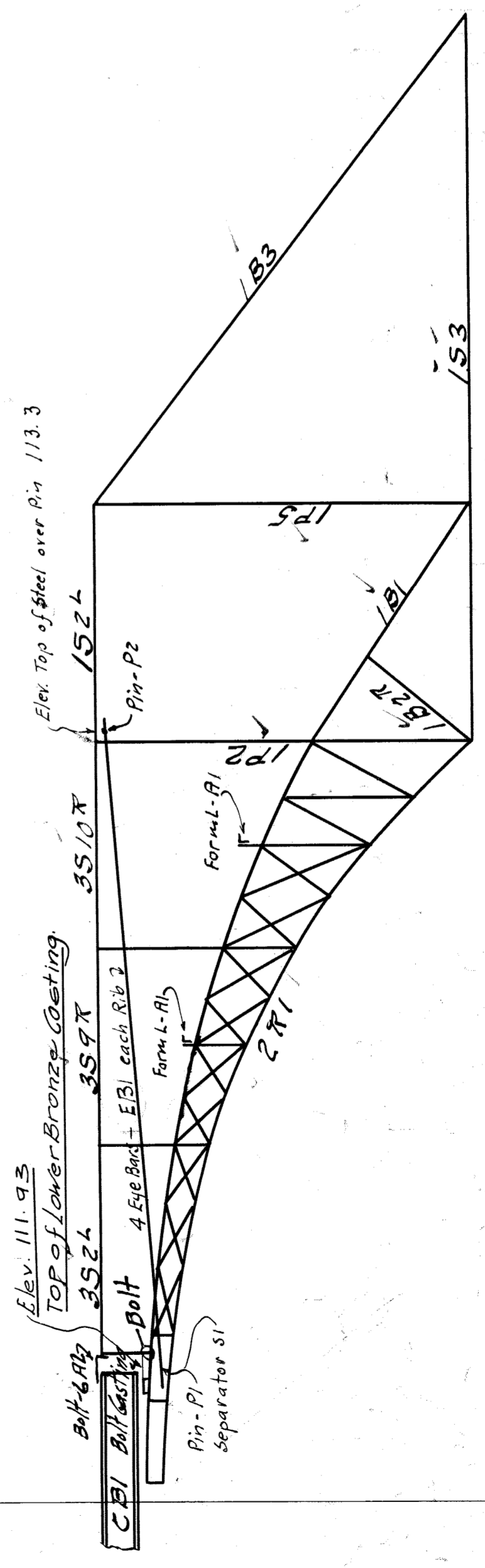


File BW291-293-2nd. by C.N.A.

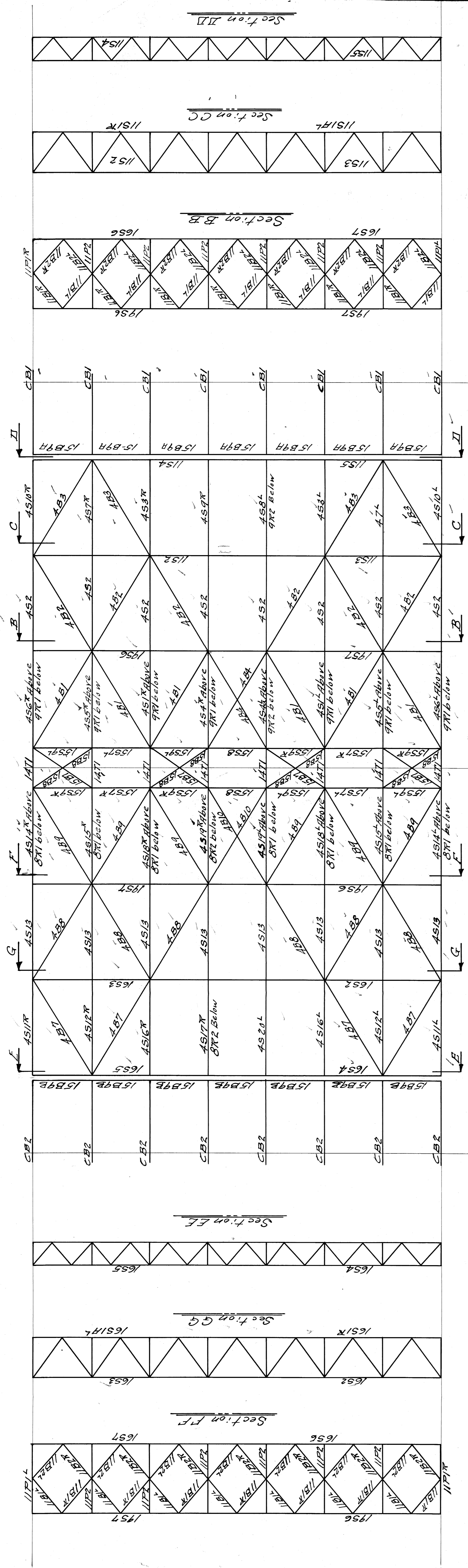
WISCONSIN BRIDGE & IRON CO.
 NORTH MILWAUKEE, WISCONSIN
 CONTRACT NO. 9384
 ERECTED BY
 FOR *City of Detroit*
 LOCATION *Detroit, Mich.*
 DESCRIPTION *Belle Isle Bridge (Piers #19)*
 DETAILS OF
 SPECIFICATIONS *See Style Murphy Reaming*
 INSPECTION BY
 SHOP PAINT
 FIELD PAINT
 RIVETS
 OPEN HOLES
 EXCEPT AS NOTED
 MADE BY *W.H.P.* DATE *7-1-21*
 TRACED BY *S.M.M.* DATE *7-25-21*
 CHECKED BY *Murray* DATE *Oct 14 21*
 SCALE SECTION
 DATE REVISED
 SHEET NO. **9384**
 ON 1 NO. 0



Bolt Top Lateral Bracing & Longitudinal Struts

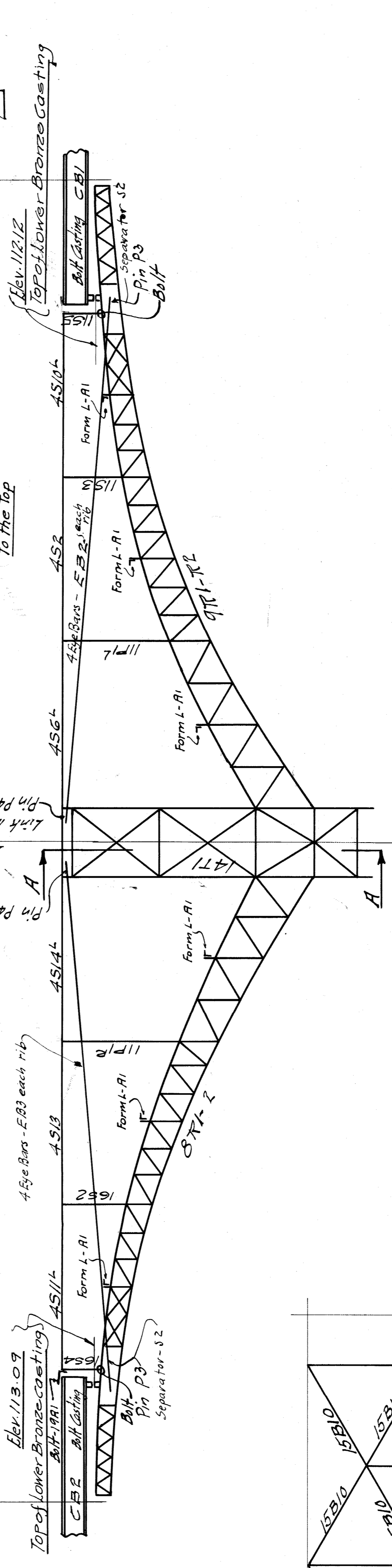


Form L-R1 - Detailed on Bill #305 - Contr #9377

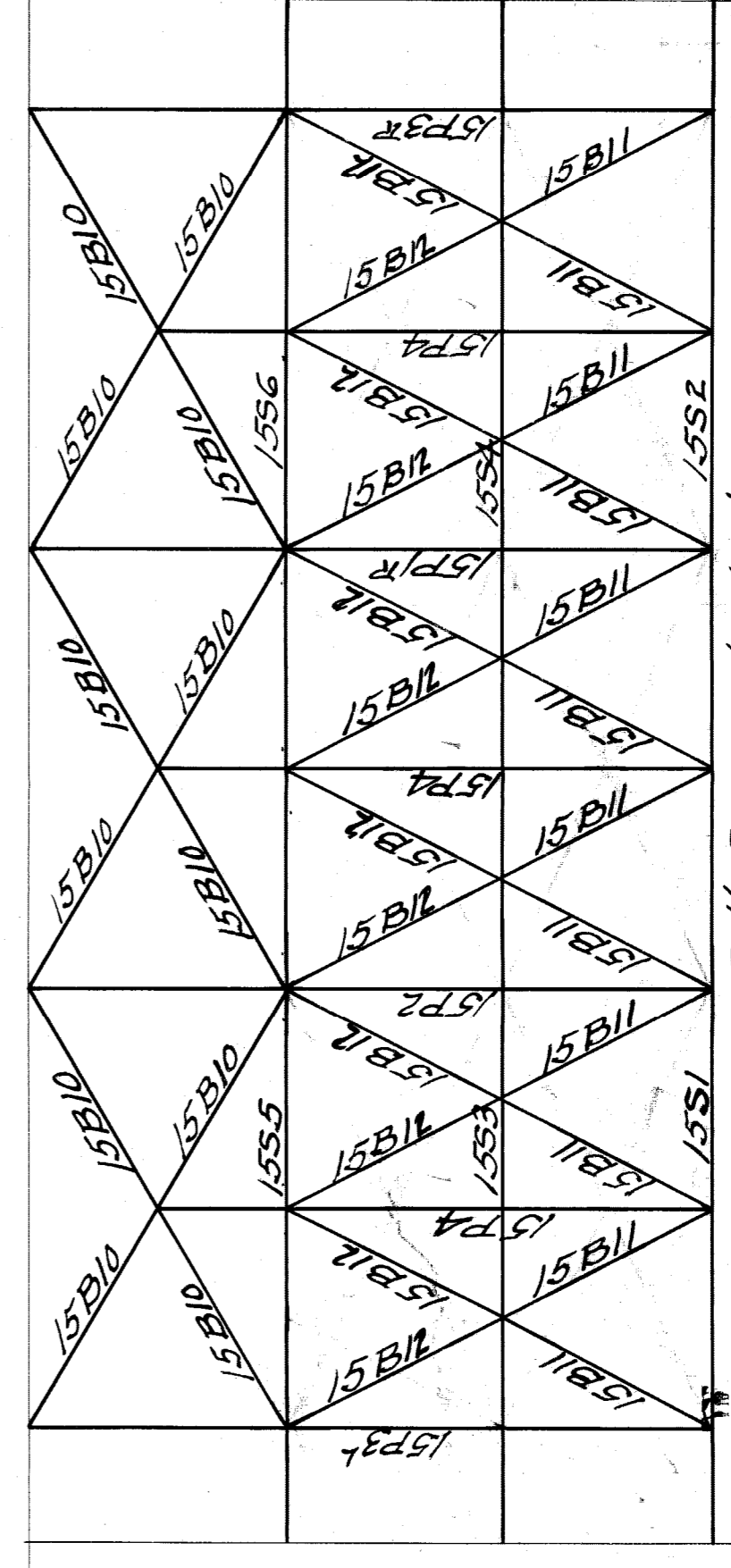


Built top Lateral Bracing & Longitudinal Struts

NOTE TO ERECTOR Link #s L-P were shipped in three different
 Mails, namely 14", 16" & 18". Care should
 be taken to assemble girders of same width
 one together as far as possible, keeping this distance
 to the top



PIER #18
 Form L-R1 Detailed on Bill #305 - Cont #377



Bolt Bracing & Struts
 Bracing on Line of Pier
 Section AA

WISCONSIN BRIDGE & IRON CO.
 NORTH MILWAUKEE, WISCONSIN

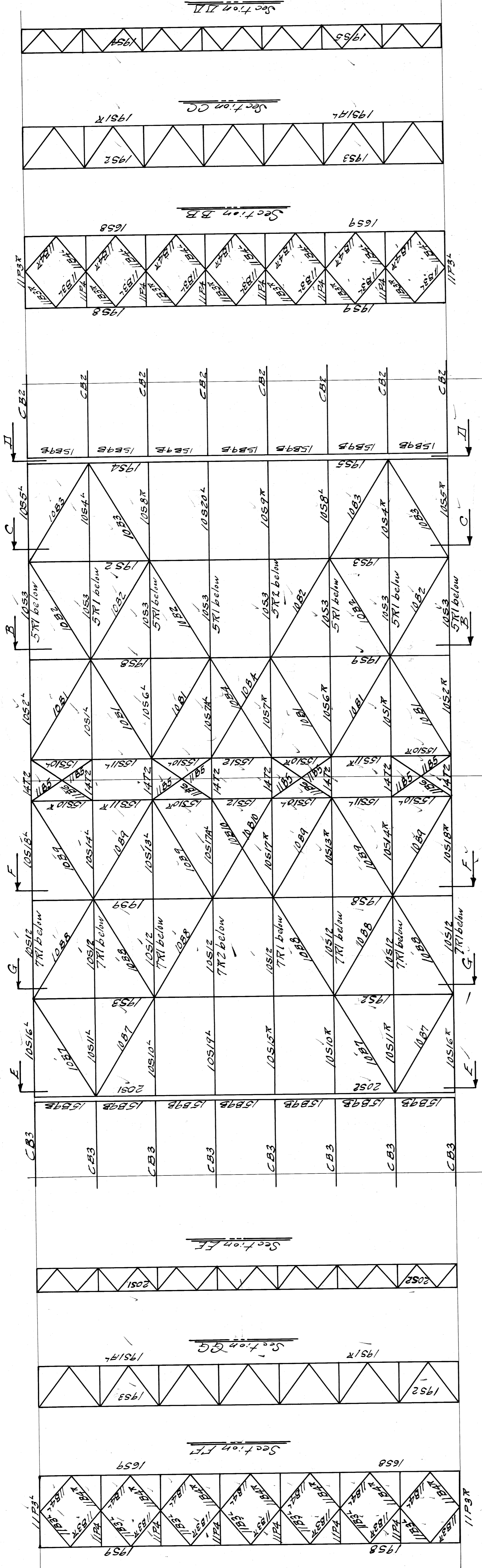
CONTRACT NO. 9384
 ERECTED BY
 FOR City of Detroit
 LOCATION Belle Isle Bridge
 DESCRIPTION Belle Isle Bridge
 DETAILS OF Erection Pier #18
 SPECIFICATIONS REAMING
 INSPECTION BY
 SHOP PAINT
 FIELD PAINT

RIVETS OPEN HOLES EXCEPT AS NOTED
 MADE BY W. H. Peters DATE 7/2/21
 TRACED BY DATE
 CHECKED BY W. H. Peters DATE Mar 9, 21
 SCALE 8" = 16'

SECTION 10
 DATE REVISED 10/21/21
 SHEET NO. F2

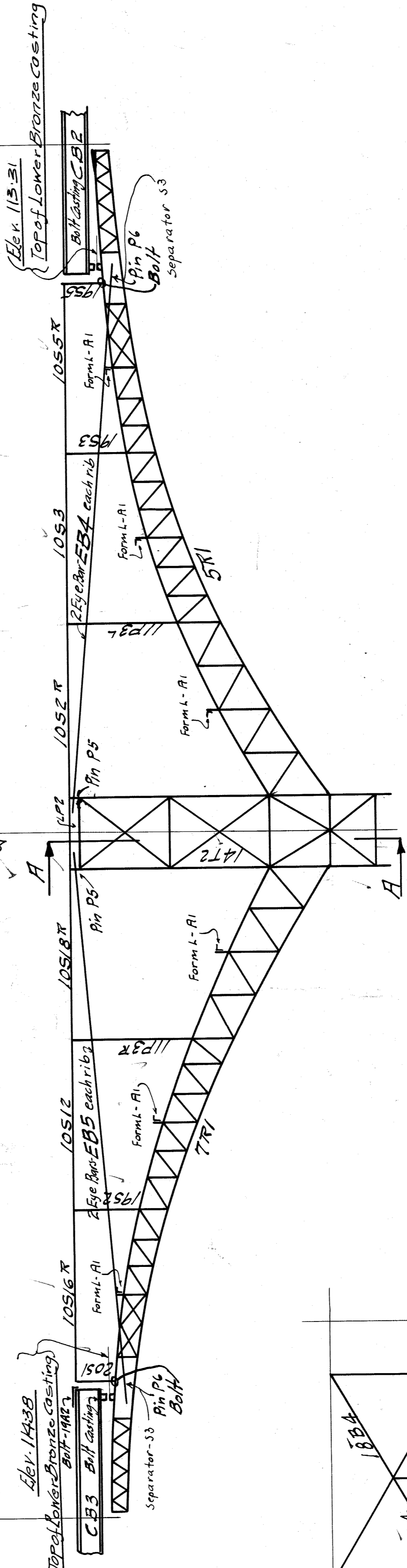
9384

File BW201-245



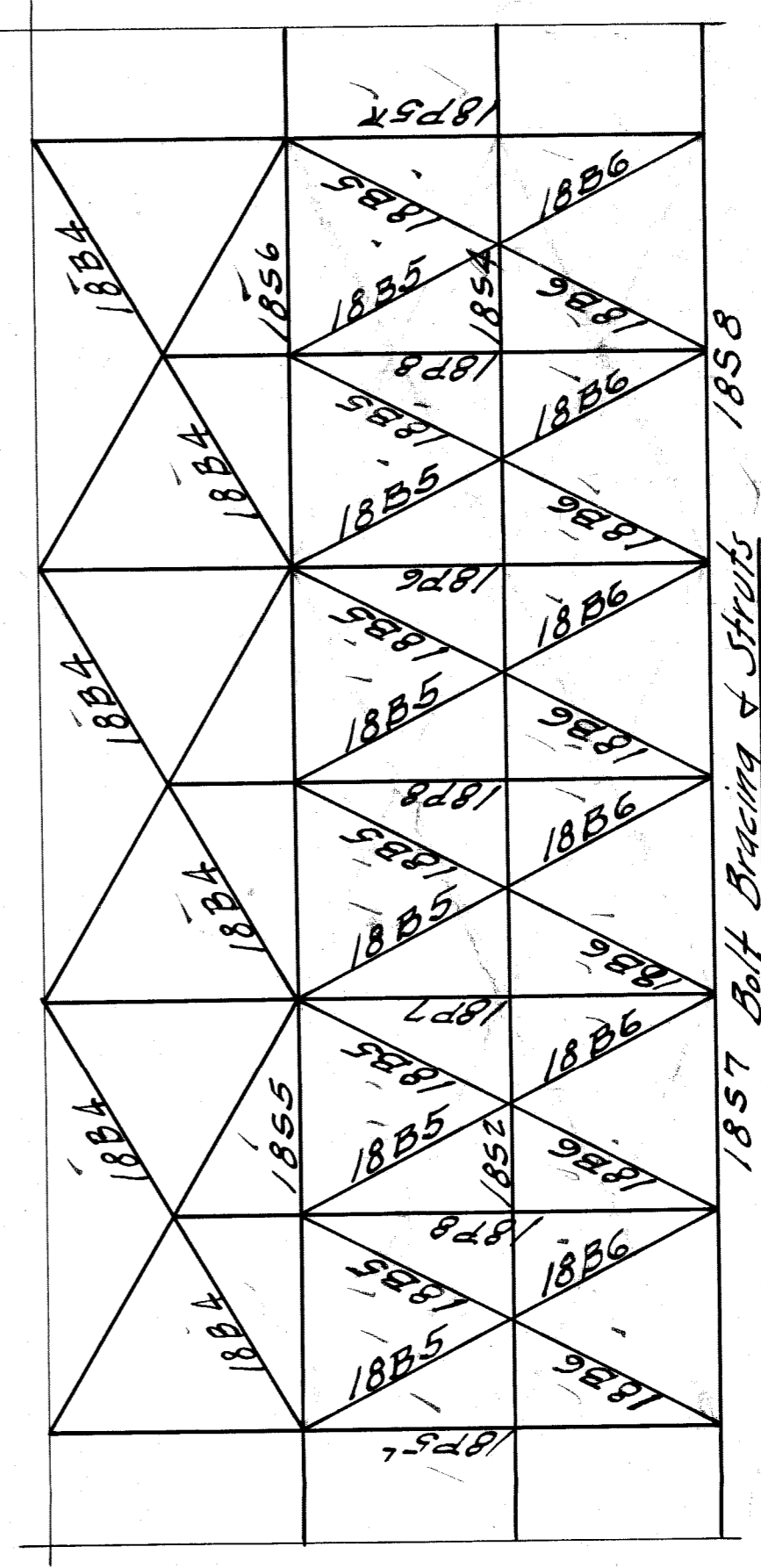
Bolt top Lateral Bracing & Longitudinal Struts

Note to Erector
 Link lbs. L P2 were shipped 18" wide instead of 16" wide. Care should be taken to assemble lbs with this distance to the top.



Pier #11

Form L-A1 - Detailed on Bill 305-Contr-9377

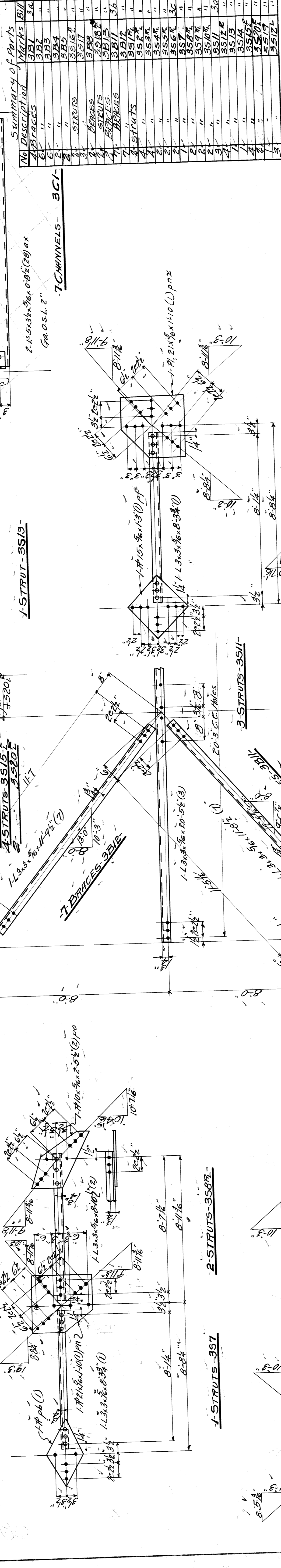
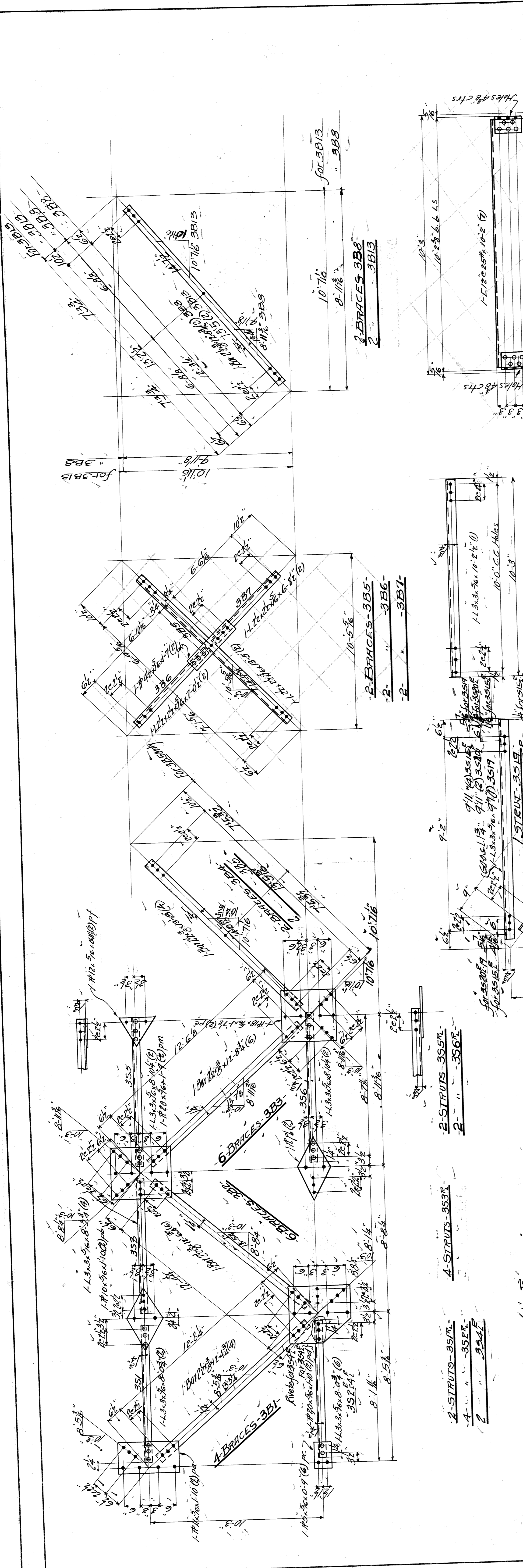


18B7 Bolt Bracing & Struts
 Bracing on Line of Pier
 Section AA

WISCONSIN BRIDGE & IRON CO.
 NORTH MILWAUKEE, WISCONSIN

CONTRACT NO. 7387
 ERCTED BY
 City of Detroit, Mich.
 LOCATION
 Belle Isle Bridge
 DESCRIPTION
 Execution Plan Part #17
 DETAILS OF REAMING
 INSPECTION BY
 SHOP PAINT
 FIELD PAINT
 RIVETS
 OPEN HOLES
 EXCEPT AS NOTED
 DATE 7-12-21
 MADE BY
 W. H. Peters
 DATE
 TRACED BY
 CHECKED BY
 DATE
 SCALE 8" = 1'-0"
 SHEET NO. 9384

File BW21-246



WISCONSIN BRIDGE & IRON CO.
NORTH MILWAUKEE, WISCONSIN

ERECTED BY
City of Detroit
DESCRIPTION **Belle Isle Bridge** (Piers 19)

CONTRACT NO. 9384
LOCATION **Detroit Mich**

DETAILS OF SPECIFICATIONS **See by Murphy, Reaming Name**

INSPECTION BY **None** (See Specification)

SHOP PAINT **None**

FIELD PAINT **OPEN HOLES**

RIVETS **A** EXCEPT AS NOTED

MADE BY **Aemke** DATE 7-9-21

TRACED BY **Morrison** DATE 7-9-21

CHECKED BY **Morrison** DATE 7-9-21

SCALE 3/4" = 1'-0"

SECTION **1**

DATE REVISED

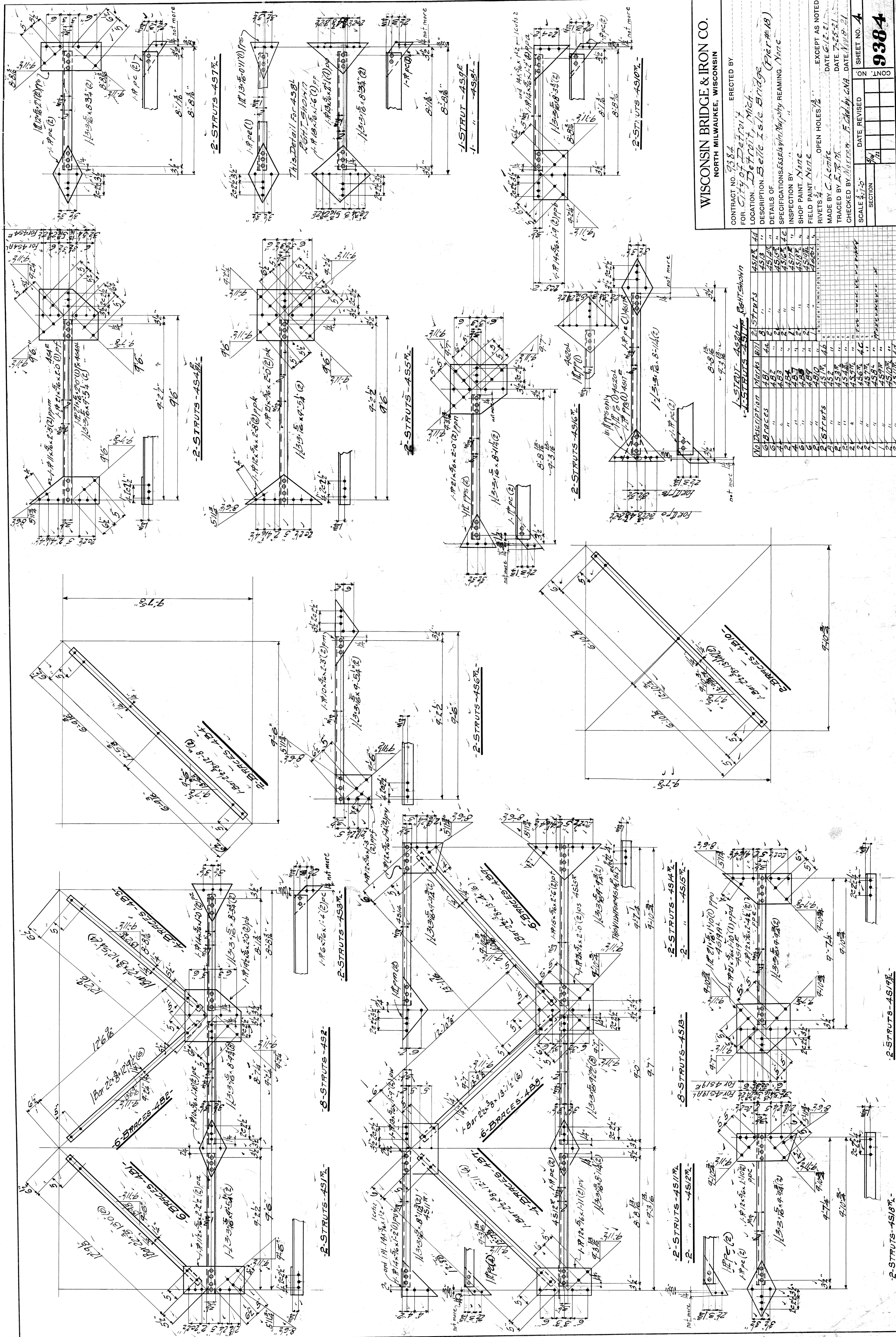
SHEET NO. **3**

9384

File **BW201-250**

Summary of Parts

No	Description	Quantity	Remarks
1	BRACES	34	
2	"	34	
3	"	34	
4	"	34	
5	"	34	
6	"	34	
7	"	34	
8	"	34	
9	"	34	
10	"	34	
11	"	34	
12	"	34	
13	"	34	
14	"	34	
15	"	34	
16	"	34	
17	"	34	
18	"	34	
19	"	34	
20	"	34	
21	"	34	
22	"	34	
23	"	34	
24	"	34	
25	"	34	
26	"	34	
27	"	34	
28	"	34	
29	"	34	
30	"	34	
31	"	34	
32	"	34	
33	"	34	
34	"	34	



WISCONSIN BRIDGE & IRON CO.
 NORTH MILWAUKEE, WISCONSIN

ERECTED BY
 CONTRACT NO. 9384
 FOR City of Detroit
 LOCATION Belle Isle Bridge (Pier #18)
 DETAILS OF SPECIFICATIONS ESSEX Iron Works (Pier #18)
 INSPECTION BY
 SHOP PAINT None
 FIELD PAINT None
 RIVETS 4 OPEN HOLES 1/2"

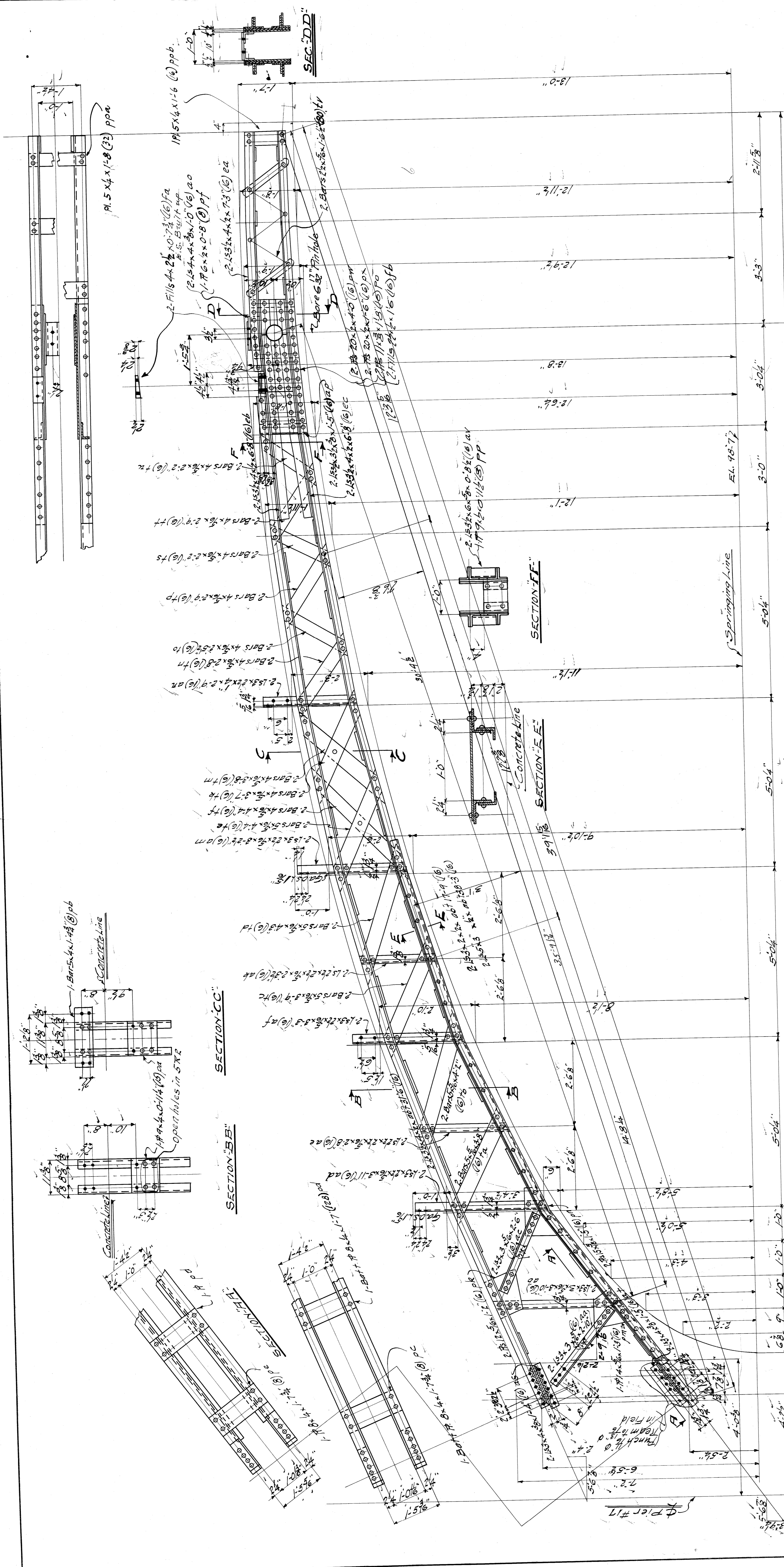
EXCEPT AS NOTED
 MADE BY C. Lamb
 DATE 7-25-21
 TRACED BY E. J. M.
 CHECKED BY H. J. M.
 F. G. G. by CNA DATE 10-8-21

DATE REVISION
 SCALE 3/4" = 1'-0"
 SECTION

SHEET NO. 4
 9384

File B Weol-257

No	Description	Quantity	Unit	Remarks
1	2-STRUTS-AS17	2	pc	
2	2-STRUTS-AS18	2	pc	
3	2-STRUTS-AS19	2	pc	
4	2-STRUTS-AS20	2	pc	
5	2-STRUTS-AS21	2	pc	
6	2-STRUTS-AS22	2	pc	
7	2-STRUTS-AS23	2	pc	
8	2-STRUTS-AS24	2	pc	
9	2-STRUTS-AS25	2	pc	
10	2-STRUTS-AS26	2	pc	
11	2-STRUTS-AS27	2	pc	
12	2-STRUTS-AS28	2	pc	
13	2-STRUTS-AS29	2	pc	
14	2-STRUTS-AS30	2	pc	
15	2-STRUTS-AS31	2	pc	
16	2-STRUTS-AS32	2	pc	
17	2-STRUTS-AS33	2	pc	
18	2-STRUTS-AS34	2	pc	
19	2-STRUTS-AS35	2	pc	
20	2-STRUTS-AS36	2	pc	
21	2-STRUTS-AS37	2	pc	
22	2-STRUTS-AS38	2	pc	
23	2-STRUTS-AS39	2	pc	
24	2-STRUTS-AS40	2	pc	
25	2-STRUTS-AS41	2	pc	
26	2-STRUTS-AS42	2	pc	
27	2-STRUTS-AS43	2	pc	
28	2-STRUTS-AS44	2	pc	
29	2-STRUTS-AS45	2	pc	
30	2-STRUTS-AS46	2	pc	
31	2-STRUTS-AS47	2	pc	
32	2-STRUTS-AS48	2	pc	
33	2-STRUTS-AS49	2	pc	
34	2-STRUTS-AS50	2	pc	
35	2-STRUTS-AS51	2	pc	
36	2-STRUTS-AS52	2	pc	
37	2-STRUTS-AS53	2	pc	
38	2-STRUTS-AS54	2	pc	
39	2-STRUTS-AS55	2	pc	
40	2-STRUTS-AS56	2	pc	
41	2-STRUTS-AS57	2	pc	
42	2-STRUTS-AS58	2	pc	
43	2-STRUTS-AS59	2	pc	
44	2-STRUTS-AS60	2	pc	
45	2-STRUTS-AS61	2	pc	
46	2-STRUTS-AS62	2	pc	
47	2-STRUTS-AS63	2	pc	
48	2-STRUTS-AS64	2	pc	
49	2-STRUTS-AS65	2	pc	
50	2-STRUTS-AS66	2	pc	
51	2-STRUTS-AS67	2	pc	
52	2-STRUTS-AS68	2	pc	
53	2-STRUTS-AS69	2	pc	
54	2-STRUTS-AS70	2	pc	
55	2-STRUTS-AS71	2	pc	
56	2-STRUTS-AS72	2	pc	
57	2-STRUTS-AS73	2	pc	
58	2-STRUTS-AS74	2	pc	
59	2-STRUTS-AS75	2	pc	
60	2-STRUTS-AS76	2	pc	
61	2-STRUTS-AS77	2	pc	
62	2-STRUTS-AS78	2	pc	
63	2-STRUTS-AS79	2	pc	
64	2-STRUTS-AS80	2	pc	
65	2-STRUTS-AS81	2	pc	
66	2-STRUTS-AS82	2	pc	
67	2-STRUTS-AS83	2	pc	
68	2-STRUTS-AS84	2	pc	
69	2-STRUTS-AS85	2	pc	
70	2-STRUTS-AS86	2	pc	
71	2-STRUTS-AS87	2	pc	
72	2-STRUTS-AS88	2	pc	
73	2-STRUTS-AS89	2	pc	
74	2-STRUTS-AS90	2	pc	
75	2-STRUTS-AS91	2	pc	
76	2-STRUTS-AS92	2	pc	
77	2-STRUTS-AS93	2	pc	
78	2-STRUTS-AS94	2	pc	
79	2-STRUTS-AS95	2	pc	
80	2-STRUTS-AS96	2	pc	
81	2-STRUTS-AS97	2	pc	
82	2-STRUTS-AS98	2	pc	
83	2-STRUTS-AS99	2	pc	
84	2-STRUTS-AS100	2	pc	



WISCONSIN BRIDGE & IRON CO.
 NORTH MILWAUKEE, WISCONSIN

ERECTED BY:
 CONTRACT NO. 19384
 FOR City of Detroit
 LOCATION Detroit, Mich.
 DESCRIPTION Belle Isle Bridge Pier #17 Right Arm
 DETAILS OF REINFORCEMENT See Notes
 INSPECTION BY: (See Specifications)
 SHOP PAINT NAME: (See Specifications)
 FIELD PAINT NAME: (See Specifications)
 RIVETS 4 OPEN HOLES 1/8"
 MADE BY C. N. A. & Co. DATE 7-9-21
 TRACED BY E. J. M. DATE 8-2-21
 CHECKED BY W. J. M. DATE 8-2-21
 F. C. M. by C. M. D. DATE 8-2-21

EXCEPT AS NOTED

SCALE: 1" = 6'-0"

DATE REVISION: 1/1/21

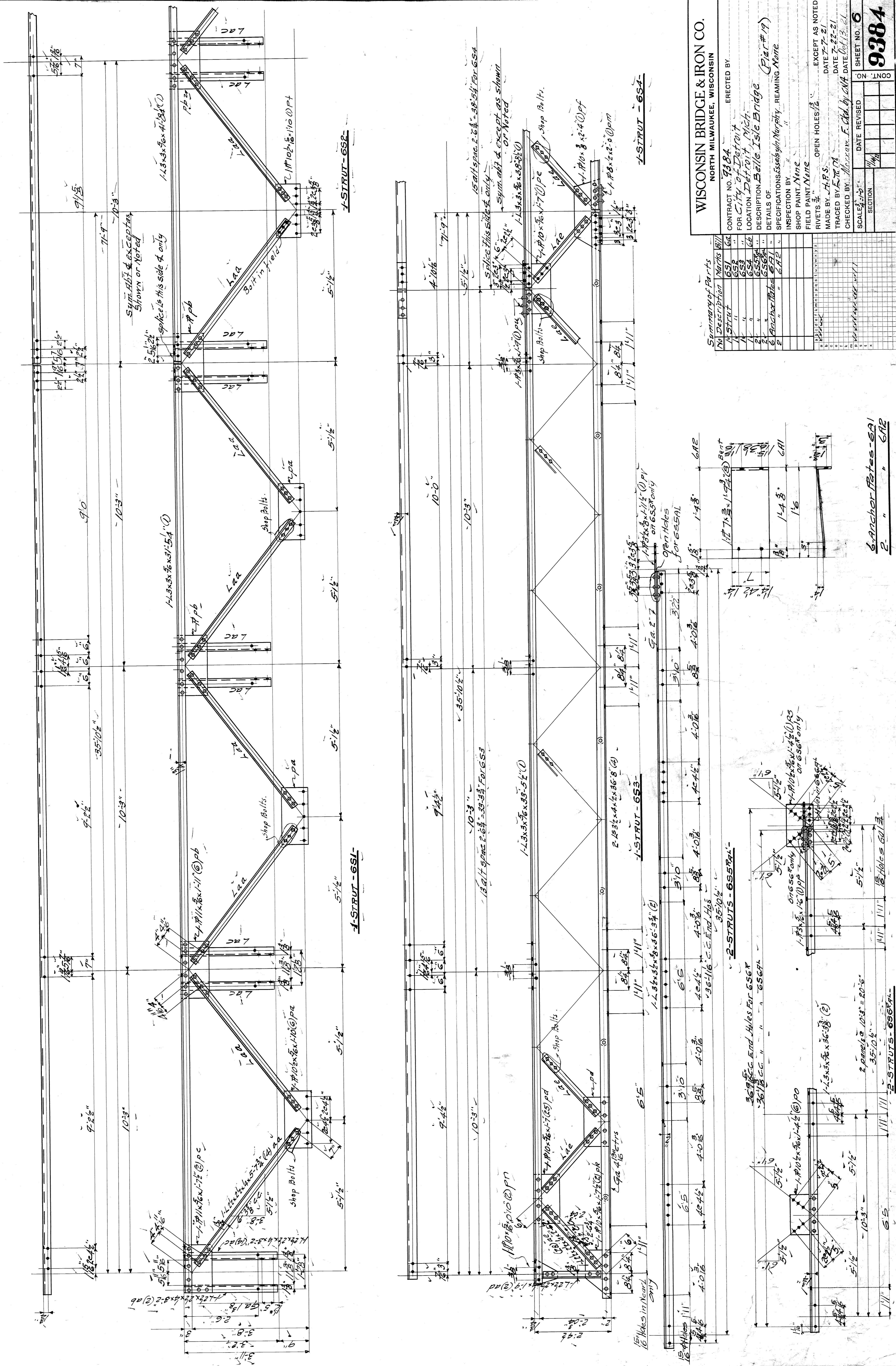
SHEET NO. 5

9384

File BW201-252

FRASER-SEB-
 7-20-21-571

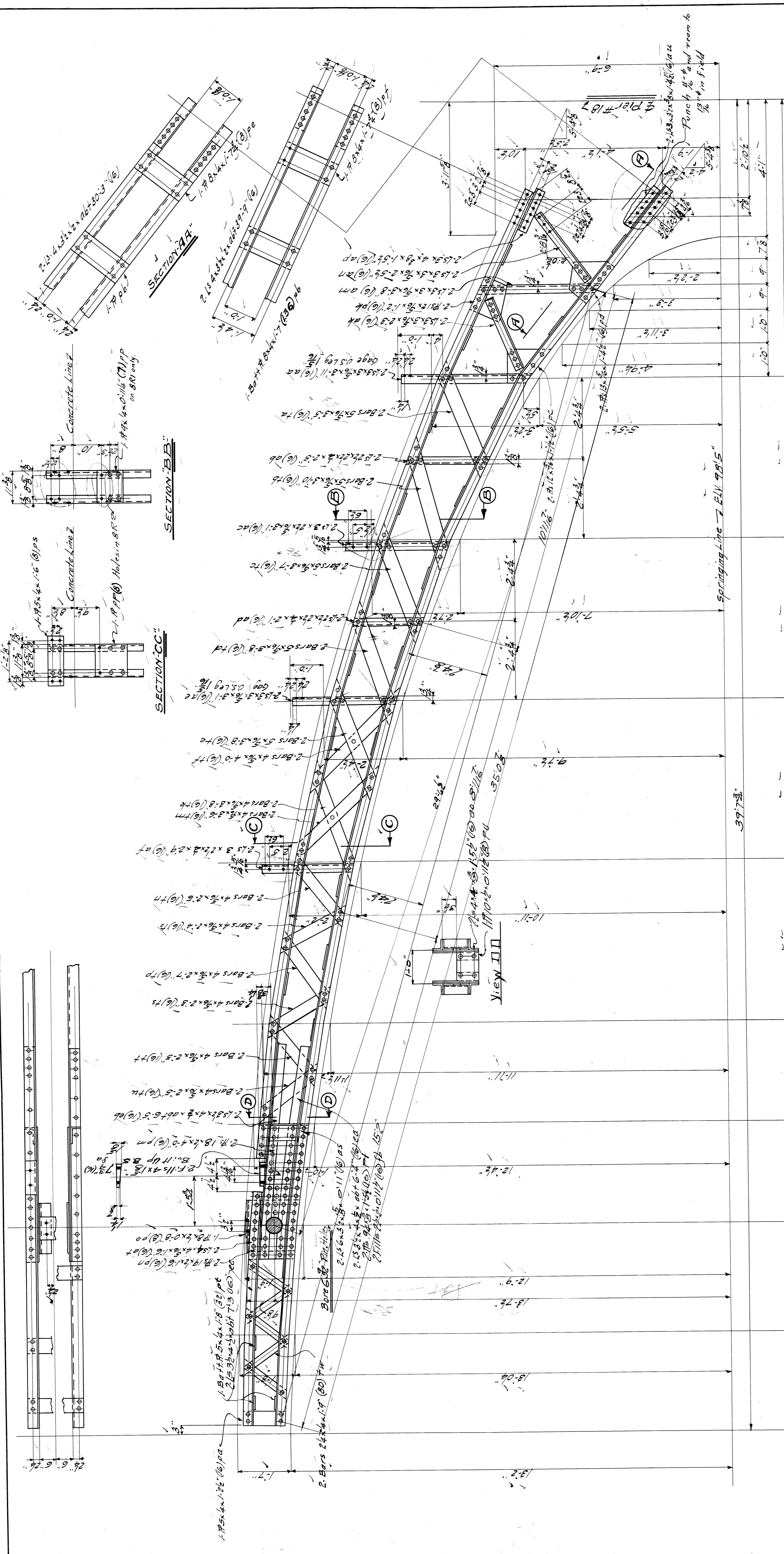
1	1/1/21	1/1/21	1/1/21	1/1/21
2	1/1/21	1/1/21	1/1/21	1/1/21
3	1/1/21	1/1/21	1/1/21	1/1/21
4	1/1/21	1/1/21	1/1/21	1/1/21
5	1/1/21	1/1/21	1/1/21	1/1/21
6	1/1/21	1/1/21	1/1/21	1/1/21
7	1/1/21	1/1/21	1/1/21	1/1/21
8	1/1/21	1/1/21	1/1/21	1/1/21
9	1/1/21	1/1/21	1/1/21	1/1/21
10	1/1/21	1/1/21	1/1/21	1/1/21



WISCONSIN BRIDGE & IRON CO.		NORTH MILWAUKEE, WISCONSIN	
CONTRACT NO. 9384		ERECTED BY	
FOR City of Detroit		City of Detroit	
LOCATION Belle Isle Bridge		Pier #19	
DETAILS OF		SPECIFICATIONS Issued by Murphy, Reaming, Neve	
INSPECTION BY		SHOP PAINT NAME	
RIVETS 3/4"		OPEN HOLES 1/2"	
MADE BY J.P.S.		DATE 7-22-21	
TRACED BY F.M.R.		DATE 7-22-21	
CHECKED BY Morrison, F. Ch. by G.M.A.		DATE Oct 13, 21	
SCALE 1/4" = 1'-0"	DATE REVISION	SHEET NO. 6	9384
SECTION			

Summary of Parts	Qty	Description	Notes
1	1	1-STRUT	
2	2	Anchor Bolts	
3	2	Shop Bolts	
4	2	1/2" x 1/2" x 1/2" (3) 1/2"	
5	2	1/2" x 1/2" x 1/2" (3) 1/2"	
6	2	1/2" x 1/2" x 1/2" (3) 1/2"	
7	2	1/2" x 1/2" x 1/2" (3) 1/2"	
8	2	1/2" x 1/2" x 1/2" (3) 1/2"	
9	2	1/2" x 1/2" x 1/2" (3) 1/2"	
10	2	1/2" x 1/2" x 1/2" (3) 1/2"	
11	2	1/2" x 1/2" x 1/2" (3) 1/2"	
12	2	1/2" x 1/2" x 1/2" (3) 1/2"	
13	2	1/2" x 1/2" x 1/2" (3) 1/2"	
14	2	1/2" x 1/2" x 1/2" (3) 1/2"	
15	2	1/2" x 1/2" x 1/2" (3) 1/2"	
16	2	1/2" x 1/2" x 1/2" (3) 1/2"	
17	2	1/2" x 1/2" x 1/2" (3) 1/2"	
18	2	1/2" x 1/2" x 1/2" (3) 1/2"	
19	2	1/2" x 1/2" x 1/2" (3) 1/2"	
20	2	1/2" x 1/2" x 1/2" (3) 1/2"	
21	2	1/2" x 1/2" x 1/2" (3) 1/2"	
22	2	1/2" x 1/2" x 1/2" (3) 1/2"	
23	2	1/2" x 1/2" x 1/2" (3) 1/2"	
24	2	1/2" x 1/2" x 1/2" (3) 1/2"	
25	2	1/2" x 1/2" x 1/2" (3) 1/2"	
26	2	1/2" x 1/2" x 1/2" (3) 1/2"	
27	2	1/2" x 1/2" x 1/2" (3) 1/2"	
28	2	1/2" x 1/2" x 1/2" (3) 1/2"	
29	2	1/2" x 1/2" x 1/2" (3) 1/2"	
30	2	1/2" x 1/2" x 1/2" (3) 1/2"	
31	2	1/2" x 1/2" x 1/2" (3) 1/2"	
32	2	1/2" x 1/2" x 1/2" (3) 1/2"	
33	2	1/2" x 1/2" x 1/2" (3) 1/2"	
34	2	1/2" x 1/2" x 1/2" (3) 1/2"	
35	2	1/2" x 1/2" x 1/2" (3) 1/2"	
36	2	1/2" x 1/2" x 1/2" (3) 1/2"	
37	2	1/2" x 1/2" x 1/2" (3) 1/2"	
38	2	1/2" x 1/2" x 1/2" (3) 1/2"	
39	2	1/2" x 1/2" x 1/2" (3) 1/2"	
40	2	1/2" x 1/2" x 1/2" (3) 1/2"	
41	2	1/2" x 1/2" x 1/2" (3) 1/2"	
42	2	1/2" x 1/2" x 1/2" (3) 1/2"	
43	2	1/2" x 1/2" x 1/2" (3) 1/2"	
44	2	1/2" x 1/2" x 1/2" (3) 1/2"	
45	2	1/2" x 1/2" x 1/2" (3) 1/2"	
46	2	1/2" x 1/2" x 1/2" (3) 1/2"	
47	2	1/2" x 1/2" x 1/2" (3) 1/2"	
48	2	1/2" x 1/2" x 1/2" (3) 1/2"	
49	2	1/2" x 1/2" x 1/2" (3) 1/2"	
50	2	1/2" x 1/2" x 1/2" (3) 1/2"	
51	2	1/2" x 1/2" x 1/2" (3) 1/2"	
52	2	1/2" x 1/2" x 1/2" (3) 1/2"	
53	2	1/2" x 1/2" x 1/2" (3) 1/2"	
54	2	1/2" x 1/2" x 1/2" (3) 1/2"	
55	2	1/2" x 1/2" x 1/2" (3) 1/2"	
56	2	1/2" x 1/2" x 1/2" (3) 1/2"	
57	2	1/2" x 1/2" x 1/2" (3) 1/2"	
58	2	1/2" x 1/2" x 1/2" (3) 1/2"	
59	2	1/2" x 1/2" x 1/2" (3) 1/2"	
60	2	1/2" x 1/2" x 1/2" (3) 1/2"	
61	2	1/2" x 1/2" x 1/2" (3) 1/2"	
62	2	1/2" x 1/2" x 1/2" (3) 1/2"	
63	2	1/2" x 1/2" x 1/2" (3) 1/2"	
64	2	1/2" x 1/2" x 1/2" (3) 1/2"	
65	2	1/2" x 1/2" x 1/2" (3) 1/2"	
66	2	1/2" x 1/2" x 1/2" (3) 1/2"	
67	2	1/2" x 1/2" x 1/2" (3) 1/2"	
68	2	1/2" x 1/2" x 1/2" (3) 1/2"	
69	2	1/2" x 1/2" x 1/2" (3) 1/2"	
70	2	1/2" x 1/2" x 1/2" (3) 1/2"	
71	2	1/2" x 1/2" x 1/2" (3) 1/2"	
72	2	1/2" x 1/2" x 1/2" (3) 1/2"	
73	2	1/2" x 1/2" x 1/2" (3) 1/2"	
74	2	1/2" x 1/2" x 1/2" (3) 1/2"	
75	2	1/2" x 1/2" x 1/2" (3) 1/2"	
76	2	1/2" x 1/2" x 1/2" (3) 1/2"	
77	2	1/2" x 1/2" x 1/2" (3) 1/2"	
78	2	1/2" x 1/2" x 1/2" (3) 1/2"	
79	2	1/2" x 1/2" x 1/2" (3) 1/2"	
80	2	1/2" x 1/2" x 1/2" (3) 1/2"	
81	2	1/2" x 1/2" x 1/2" (3) 1/2"	
82	2	1/2" x 1/2" x 1/2" (3) 1/2"	
83	2	1/2" x 1/2" x 1/2" (3) 1/2"	
84	2	1/2" x 1/2" x 1/2" (3) 1/2"	
85	2	1/2" x 1/2" x 1/2" (3) 1/2"	
86	2	1/2" x 1/2" x 1/2" (3) 1/2"	
87	2	1/2" x 1/2" x 1/2" (3) 1/2"	
88	2	1/2" x 1/2" x 1/2" (3) 1/2"	
89	2	1/2" x 1/2" x 1/2" (3) 1/2"	
90	2	1/2" x 1/2" x 1/2" (3) 1/2"	
91	2	1/2" x 1/2" x 1/2" (3) 1/2"	
92	2	1/2" x 1/2" x 1/2" (3) 1/2"	
93	2	1/2" x 1/2" x 1/2" (3) 1/2"	
94	2	1/2" x 1/2" x 1/2" (3) 1/2"	
95	2	1/2" x 1/2" x 1/2" (3) 1/2"	
96	2	1/2" x 1/2" x 1/2" (3) 1/2"	
97	2	1/2" x 1/2" x 1/2" (3) 1/2"	
98	2	1/2" x 1/2" x 1/2" (3) 1/2"	
99	2	1/2" x 1/2" x 1/2" (3) 1/2"	
100	2	1/2" x 1/2" x 1/2" (3) 1/2"	

6 Anchor Bolts - 6A1
2 " " " 6A2



WISCONSIN BRIDGE & IRON CO.
 NORTH MILWAUKEE, WISCONSIN

ERECTED BY
City of Detroit Mich.
DESCRIPTION Belle Isle Bridge
DETAILS OF Piers
SPECIFICATIONS FASSELBYN MURPHY REAMING



CONTRACT NO. 9384
 FOR **City of Detroit Mich.**
 LOCATION **Detroit Mich.**
 DESCRIPTION **Belle Isle Bridge**
 DETAILS OF **Piers**
 SPECIFICATIONS **FASSELBYN MURPHY REAMING**

INSPECTION BY
 SHOP PAINT NAME
 FIELD PAINT NAME
 RIVETS
 MADE BY
 TRAGED BY
 CHECKED BY

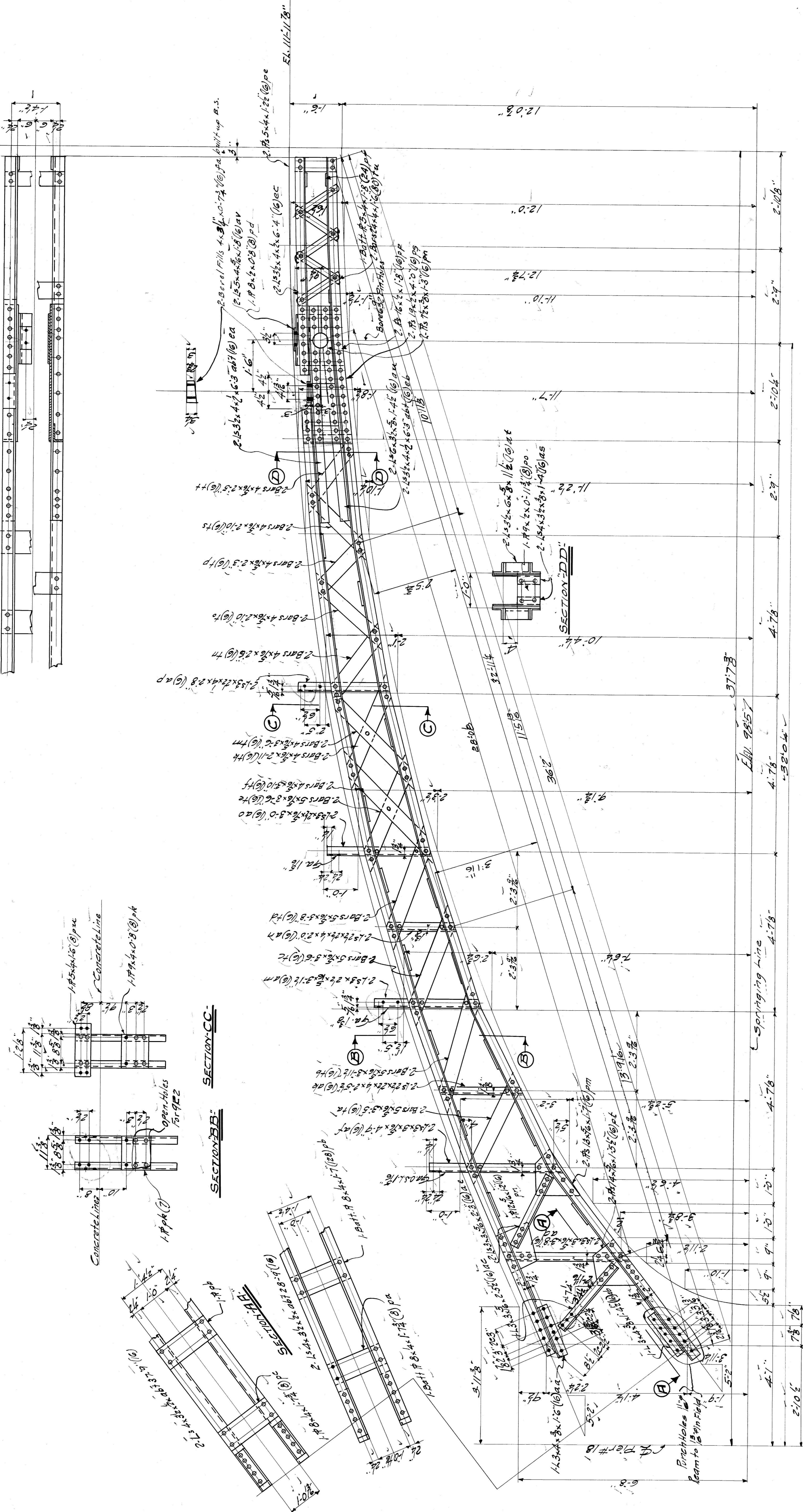
EXCEPT AS NOTED
 DATE
 DATE
 DATE
 DATE

SCALE
 SECTION
 SHEET NO. **9384**
 OF **100**

FILE **BW291-255**



View II



WISCONSIN BRIDGE & IRON CO.
NORTH MILWAUKEE, WISCONSIN

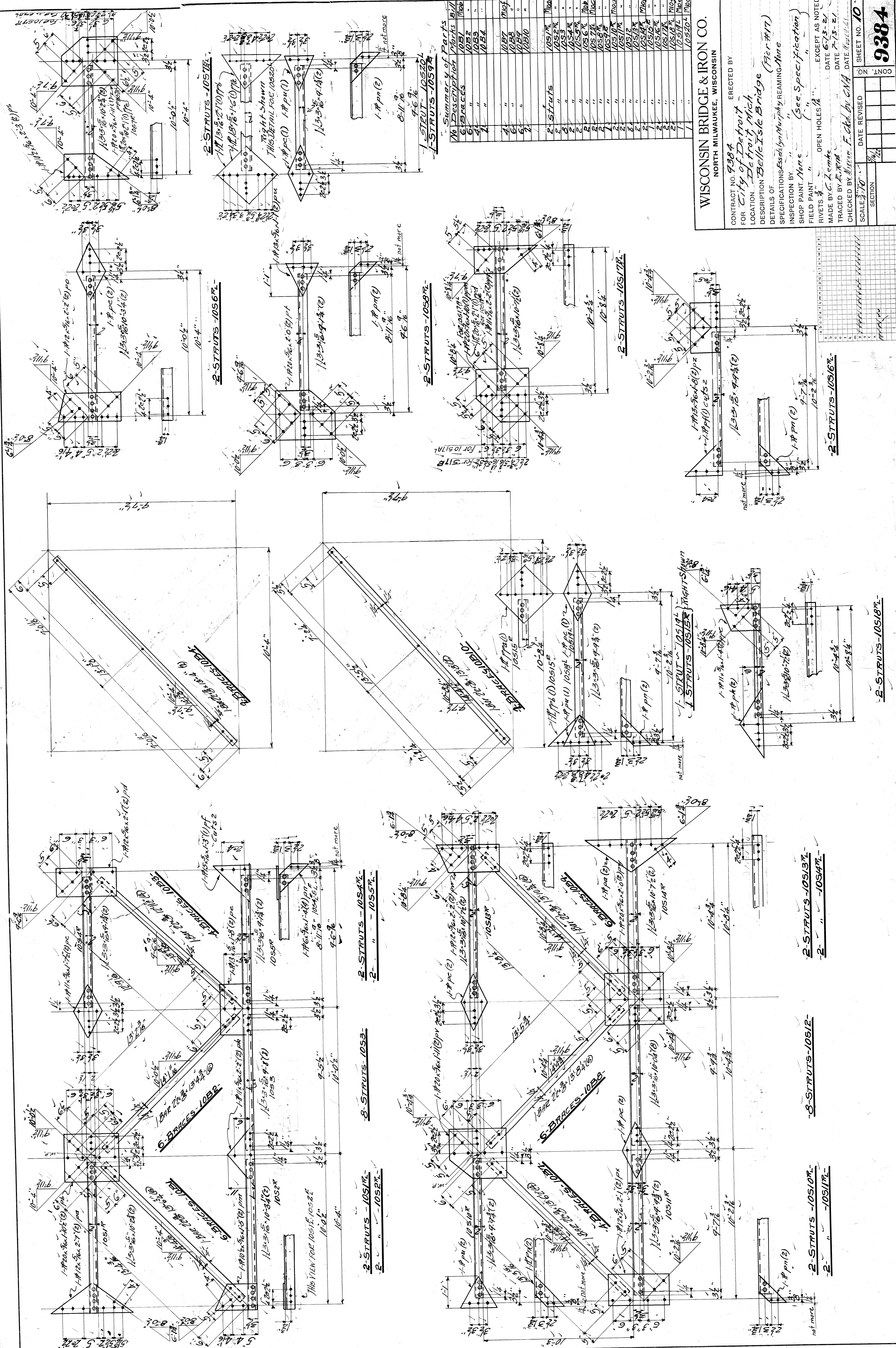
CONTRACT NO. 9384
ERECTED BY
City of Detroit
LOCATION Detroit, Mich.
DESCRIPTION Belle Isle Bridge
DETAILS OF Piers Pier #18 Right Arm.
SPECIFICATIONS Esseylyn Murphy REAMING.
INSPECTION BY
SHOP PAINT None (See Specifications)
FIELD PAINT None
RIVETS 3/8" OPEN HOLES 1/2"
MADE BY C. Leland
TRACED BY E. T. March
CHECKED BY W. G. M. J. S. J.
DATE 7-24-21
DATE 8-9-21
DATE 10-5-21

DATE REVISION	SECTION	SHEET NO.
7-24-21	1	9
8-9-21		
10-5-21		

File BW201-256 CB by GMA

TRIBS-9R1
-1- -9R2-

NO.	REVISION	DATE	BY	SECTION
1				
2				
3				
4				
5				
6				
7				
8				
9				
10				



Summary of Parts

No	Description	Parts	Bill
			Material
1	6 BRACES	10S1	1100
2	2 STRUTS	10S2	1100
3	2 STRUTS	10S3	1100
4	2 STRUTS	10S4	1100
5	2 STRUTS	10S5	1100
6	2 STRUTS	10S6	1100
7	2 STRUTS	10S7	1100
8	2 STRUTS	10S8	1100
9	2 STRUTS	10S9	1100
10	2 STRUTS	10S10	1100
11	2 STRUTS	10S11	1100
12	2 STRUTS	10S12	1100
13	2 STRUTS	10S13	1100
14	2 STRUTS	10S14	1100
15	2 STRUTS	10S15	1100
16	2 STRUTS	10S16	1100
17	2 STRUTS	10S17	1100
18	2 STRUTS	10S18	1100
19	2 STRUTS	10S19	1100
20	2 STRUTS	10S20	1100
21	2 STRUTS	10S21	1100
22	2 STRUTS	10S22	1100
23	2 STRUTS	10S23	1100
24	2 STRUTS	10S24	1100
25	2 STRUTS	10S25	1100
26	2 STRUTS	10S26	1100
27	2 STRUTS	10S27	1100
28	2 STRUTS	10S28	1100
29	2 STRUTS	10S29	1100
30	2 STRUTS	10S30	1100
31	2 STRUTS	10S31	1100
32	2 STRUTS	10S32	1100
33	2 STRUTS	10S33	1100
34	2 STRUTS	10S34	1100
35	2 STRUTS	10S35	1100
36	2 STRUTS	10S36	1100
37	2 STRUTS	10S37	1100
38	2 STRUTS	10S38	1100
39	2 STRUTS	10S39	1100
40	2 STRUTS	10S40	1100
41	2 STRUTS	10S41	1100
42	2 STRUTS	10S42	1100
43	2 STRUTS	10S43	1100
44	2 STRUTS	10S44	1100
45	2 STRUTS	10S45	1100
46	2 STRUTS	10S46	1100
47	2 STRUTS	10S47	1100
48	2 STRUTS	10S48	1100
49	2 STRUTS	10S49	1100
50	2 STRUTS	10S50	1100
51	2 STRUTS	10S51	1100
52	2 STRUTS	10S52	1100
53	2 STRUTS	10S53	1100
54	2 STRUTS	10S54	1100
55	2 STRUTS	10S55	1100
56	2 STRUTS	10S56	1100
57	2 STRUTS	10S57	1100
58	2 STRUTS	10S58	1100
59	2 STRUTS	10S59	1100
60	2 STRUTS	10S60	1100
61	2 STRUTS	10S61	1100
62	2 STRUTS	10S62	1100
63	2 STRUTS	10S63	1100
64	2 STRUTS	10S64	1100
65	2 STRUTS	10S65	1100
66	2 STRUTS	10S66	1100
67	2 STRUTS	10S67	1100
68	2 STRUTS	10S68	1100
69	2 STRUTS	10S69	1100
70	2 STRUTS	10S70	1100
71	2 STRUTS	10S71	1100
72	2 STRUTS	10S72	1100
73	2 STRUTS	10S73	1100
74	2 STRUTS	10S74	1100
75	2 STRUTS	10S75	1100
76	2 STRUTS	10S76	1100
77	2 STRUTS	10S77	1100
78	2 STRUTS	10S78	1100
79	2 STRUTS	10S79	1100
80	2 STRUTS	10S80	1100
81	2 STRUTS	10S81	1100
82	2 STRUTS	10S82	1100
83	2 STRUTS	10S83	1100
84	2 STRUTS	10S84	1100
85	2 STRUTS	10S85	1100
86	2 STRUTS	10S86	1100
87	2 STRUTS	10S87	1100
88	2 STRUTS	10S88	1100
89	2 STRUTS	10S89	1100
90	2 STRUTS	10S90	1100
91	2 STRUTS	10S91	1100
92	2 STRUTS	10S92	1100
93	2 STRUTS	10S93	1100
94	2 STRUTS	10S94	1100
95	2 STRUTS	10S95	1100
96	2 STRUTS	10S96	1100
97	2 STRUTS	10S97	1100
98	2 STRUTS	10S98	1100
99	2 STRUTS	10S99	1100
100	2 STRUTS	10S100	1100

WISCONSIN BRIDGE & IRON CO.
 NORTH MILWAUKEE, WISCONSIN

ERECTED BY
 City of Detroit
 Detroit Mich

DESCRIPTION
 Belle Isle Bridge (Plan #17)

SPECIFICATIONS
 As per Murphy & Remond

INSPECTION BY
 Name (See Specification)

SHOP PAINT
 Name

FIELD PAINT
 Name

RIVETS
 OPEN HOLES

EXCEPT AS NOTED
 MADE BY
 DATE

TRACED BY
 DATE

CHECKED BY
 DATE

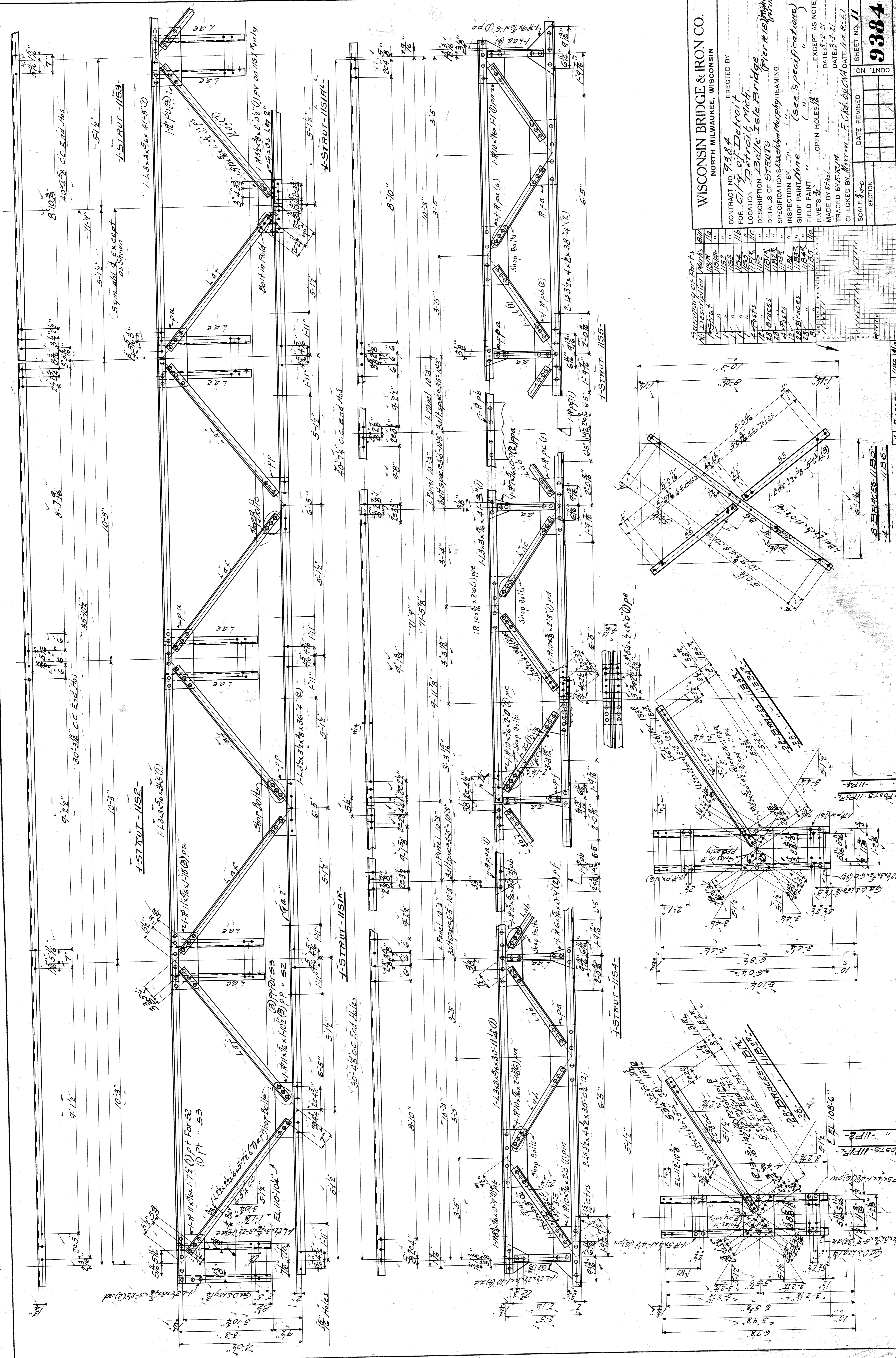
SCALE
 1" = 10'

SECTION

DATE REVISED

SHEET NO. 10

9384



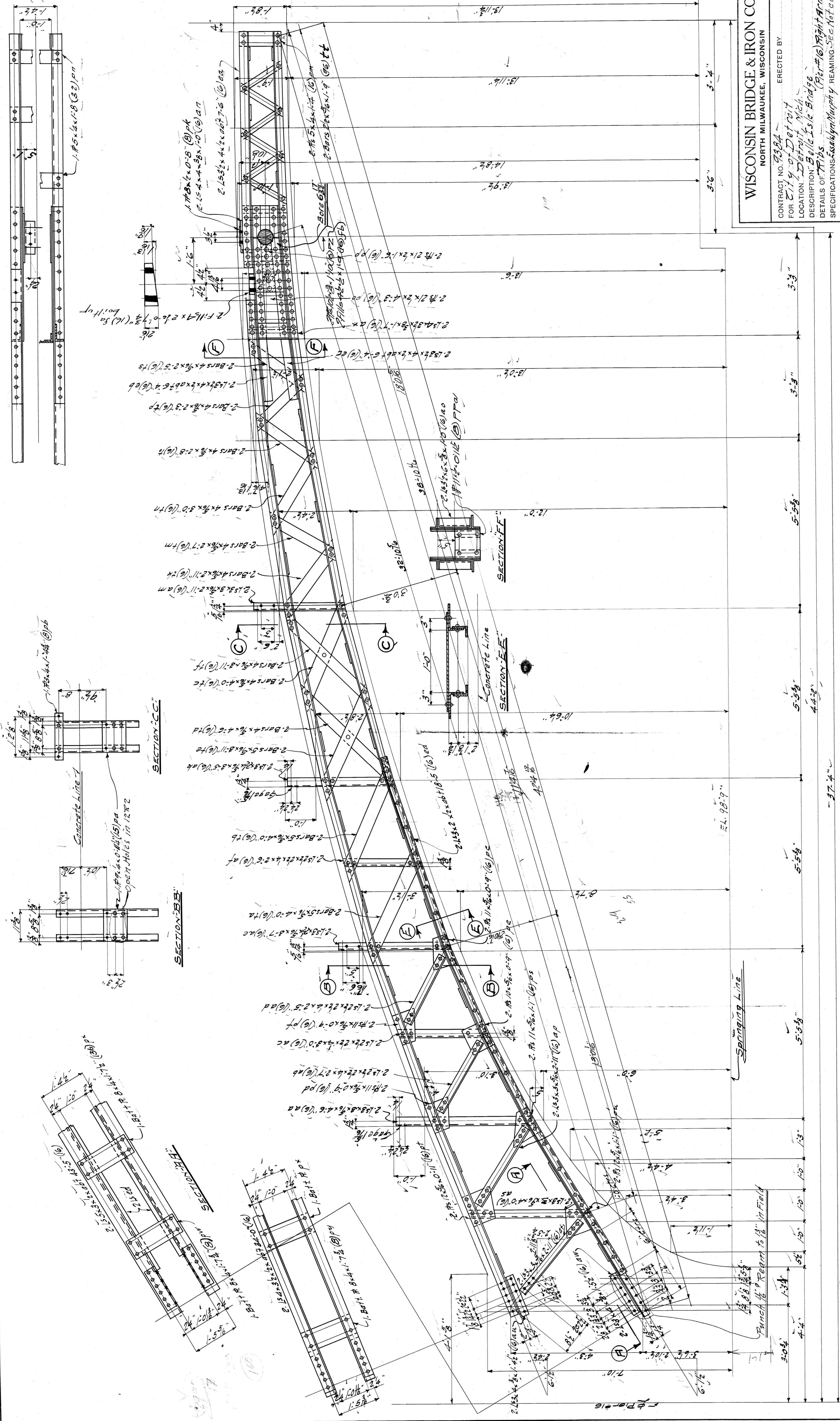
Summary of Parts	
No.	Description
1	I-Strut
2	"
3	"
4	"
5	"
6	"
7	"
8	"
9	"
10	"
11	"
12	"
13	"
14	"
15	"
16	"
17	"
18	"
19	"
20	"
21	"
22	"
23	"
24	"
25	"
26	"
27	"
28	"
29	"
30	"
31	"
32	"
33	"
34	"
35	"
36	"
37	"
38	"
39	"
40	"
41	"
42	"
43	"
44	"
45	"
46	"
47	"
48	"
49	"
50	"
51	"
52	"
53	"
54	"
55	"
56	"
57	"
58	"
59	"
60	"
61	"
62	"
63	"
64	"
65	"
66	"
67	"
68	"
69	"
70	"
71	"
72	"
73	"
74	"
75	"
76	"
77	"
78	"
79	"
80	"
81	"
82	"
83	"
84	"
85	"
86	"
87	"
88	"
89	"
90	"
91	"
92	"
93	"
94	"
95	"
96	"
97	"
98	"
99	"
100	"

WISCONSIN BRIDGE & IRON CO.
 NORTH MILWAUKEE, WISCONSIN

ERECTED BY
 CONTRACT NO. 9384
 FOR City of Detroit
 LOCATION Belle Isle Bridge
 DETAILS OF STRUTS
 SPECIFICATIONS As by Murphy & Reming
 INSPECTION BY
 SHOP PAINT None (See Specifications)
 FIELD PAINT
 RIVETS AS NOTED
 MADE BY Steel
 DATE 8-3-21
 TRACED BY S.R.M.
 CHECKED BY Marrow F. C. Ad. by CNA DATE 11-8-21

SCALE 3/4" = 1'-0"
 SECTION
 DATE REVISED
 SHEET NO. 11
9384

FILE BW204-258



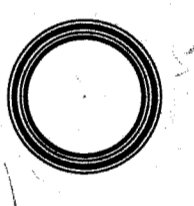
WISCONSIN BRIDGE & IRON CO.
 NORTH MILWAUKEE, WISCONSIN

ERECTED BY
 CONTRACT NO. 9384
 FOR City of Detroit Mich.
 LOCATION - Detroit Mich.
 DESCRIPTION - Belle Isle Bridge
 DETAILS OF TRUSS (Part of Right Arm)
 SPECIFICATIONS - See Specifications
 INSPECTION BY
 SHOP PAINT None (See Specifications)
 FIELD PAINT None
 RIVETS 3/8" OPEN HOLES 1/8"
 MADE BY M. H. Peters.
 TRACED BY F. R. M.
 CHECKED BY J. W. M. F. Gled. by CMA
 DATE 8-2-21
 DATE REVISION 1-1-21
 SCALE 1/4" = 1'-0"

SHEET NO. 12	NO. 00
DATE REVISION	SECTION

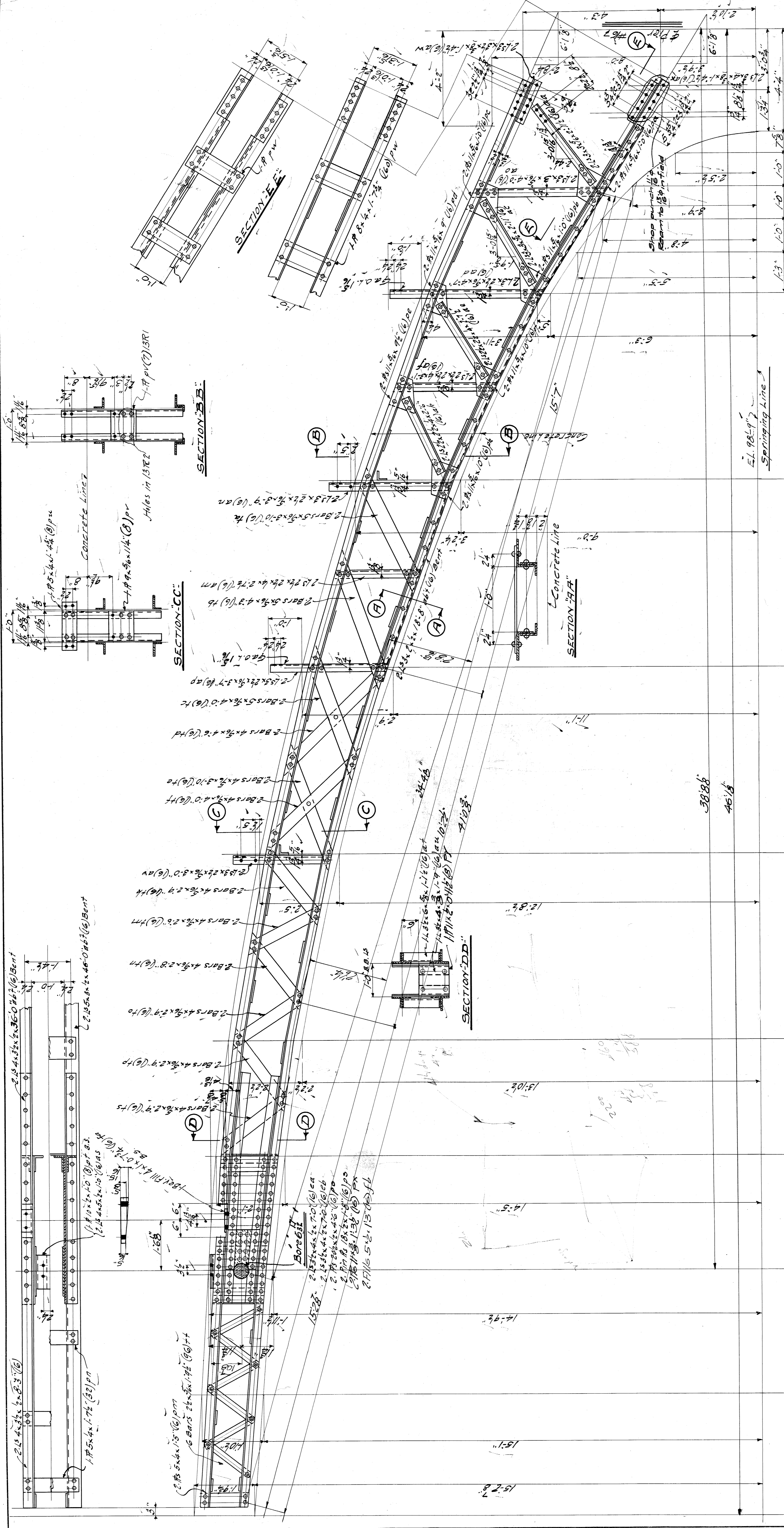
File BWay-259

1-RIB-12RB
 1-RIBS-12R1-12R2



1	2	3	4	5	6	7	8	9	10	11	12	13	14	15	16	17	18	19	20

9584



WISCONSIN BRIDGE & IRON CO.
 NORTH MILWAUKEE, WISCONSIN

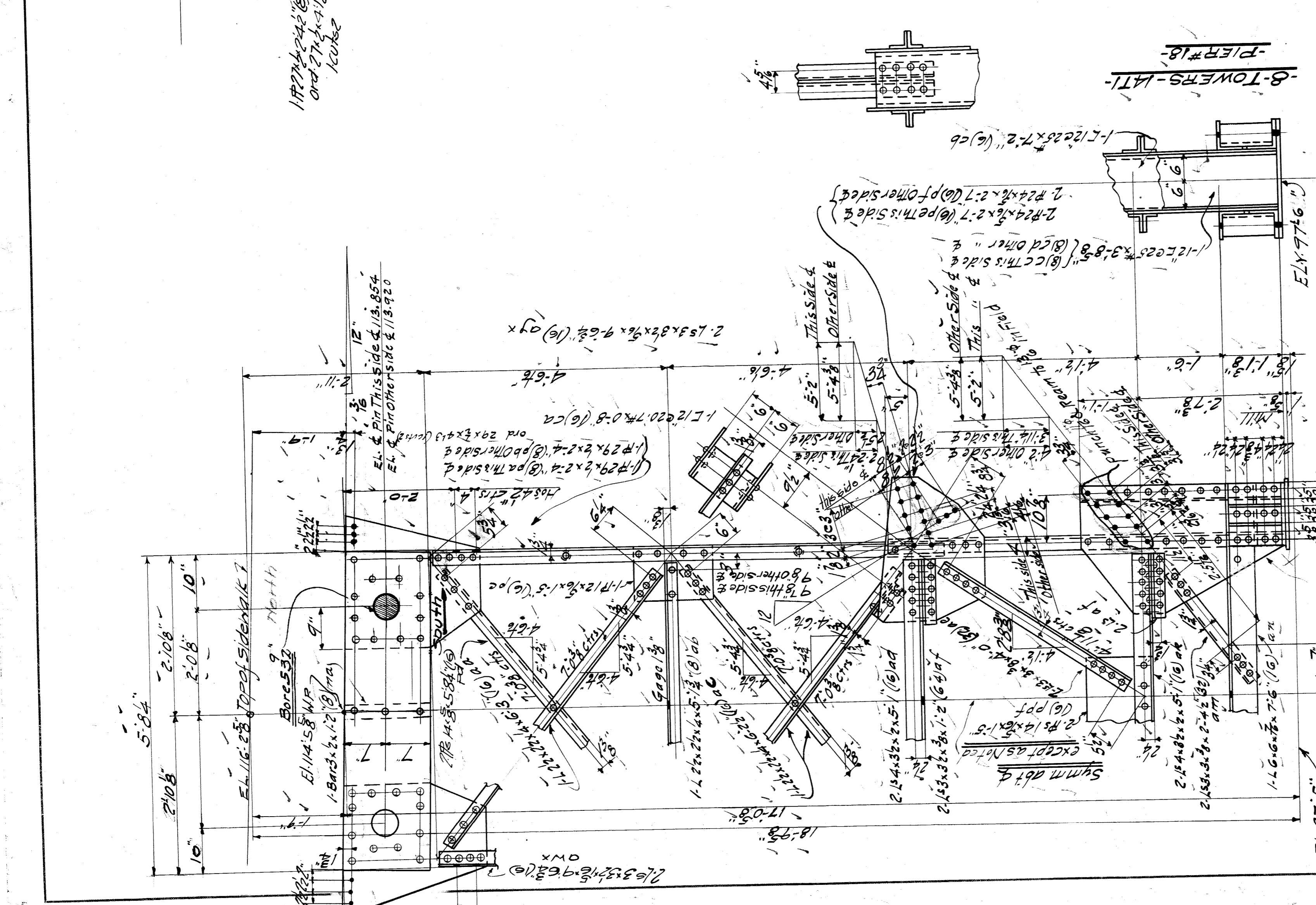
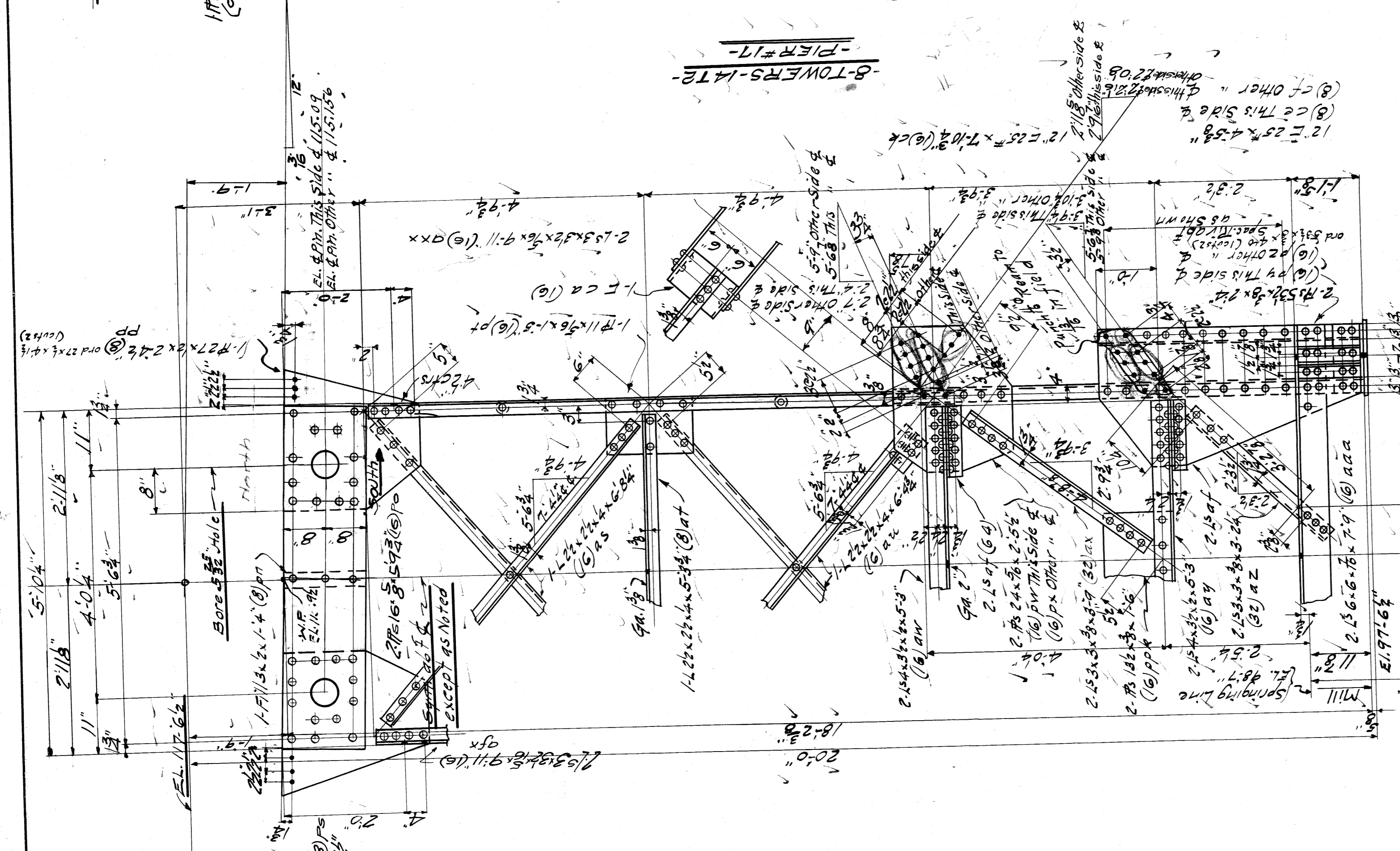
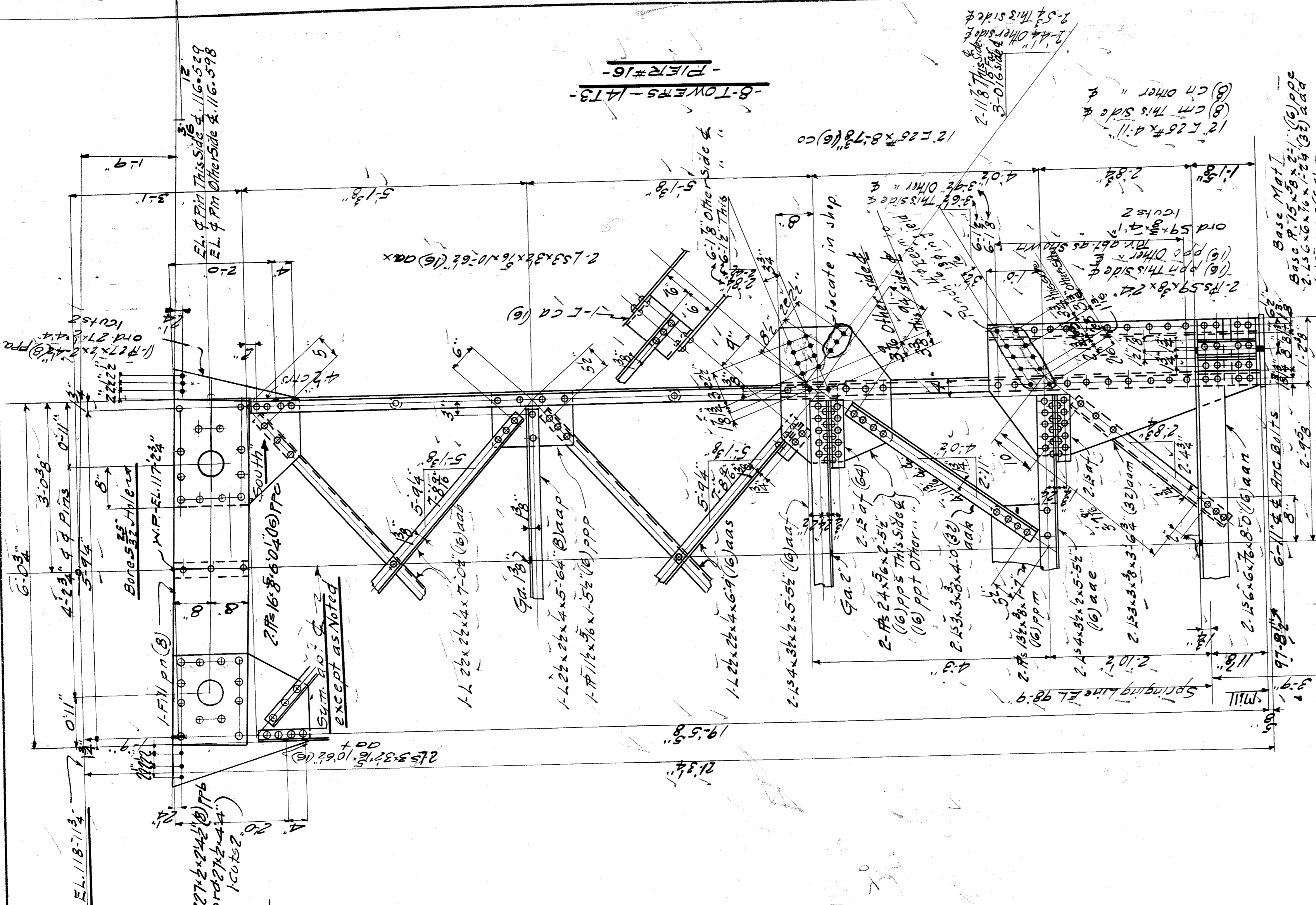
ERECTED BY:
 CONTRACT NO. 9384
 FOR City of Detroit
 LOCATION Detroit, Mich
 DESCRIPTION Belle Isle Bridge
 Pier #16 Left Arm
 DETAILS OF PILES
 SPECIFICATIONS AS SET FORTH IN REAMING
 INSPECTION BY
 SHOP PAINT None (See Specifications)
 FIELD PAINT None
 RIVETS 3/8" OPEN HOLES 1/2"
 MADE BY R.F.S. DATE 8/3/21
 TRACED BY S.P.M. DATE 8/12/21
 CHECKED BY Martin F. Gekelby CNA DATE 11/1/21

SCALE 3/4" = 1'-0"
 DATE REVISED
 SECTION NO. 13
 SHEET NO. 9384
 OF 1 NOO

13R13-13R2
 13R13S-13R1



FILE BN201-260



WISCONSIN BRIDGE & IRON CO.
 NORTH MILWAUKEE, WISCONSIN

ERECTED BY
 CONTRACT NO. 9384
 FOR City of Detroit
 LOCATION Detroit, Mich.
 DESCRIPTION Beloit Bridge
 DETAILS OF TOWERS - PIER# 18-17-16
 SPECIFICATIONS: See Notes
 INSPECTION BY
 SHOP PAINT NOTE: (See specifications)
 FIELD PAINT NOTE: OPEN HOLES 1/8"
 RIVETS: C
 MADE BY C.N.A.
 TRACED BY E.T.M.
 CHECKED BY M.T.E.
 SCALE 3/8" = 1'-0"

EXCEPT AS NOTED
 DATE 8-4-21
 DATE 8-16-21
 DATE 8-16-21
 DATE 8-16-21

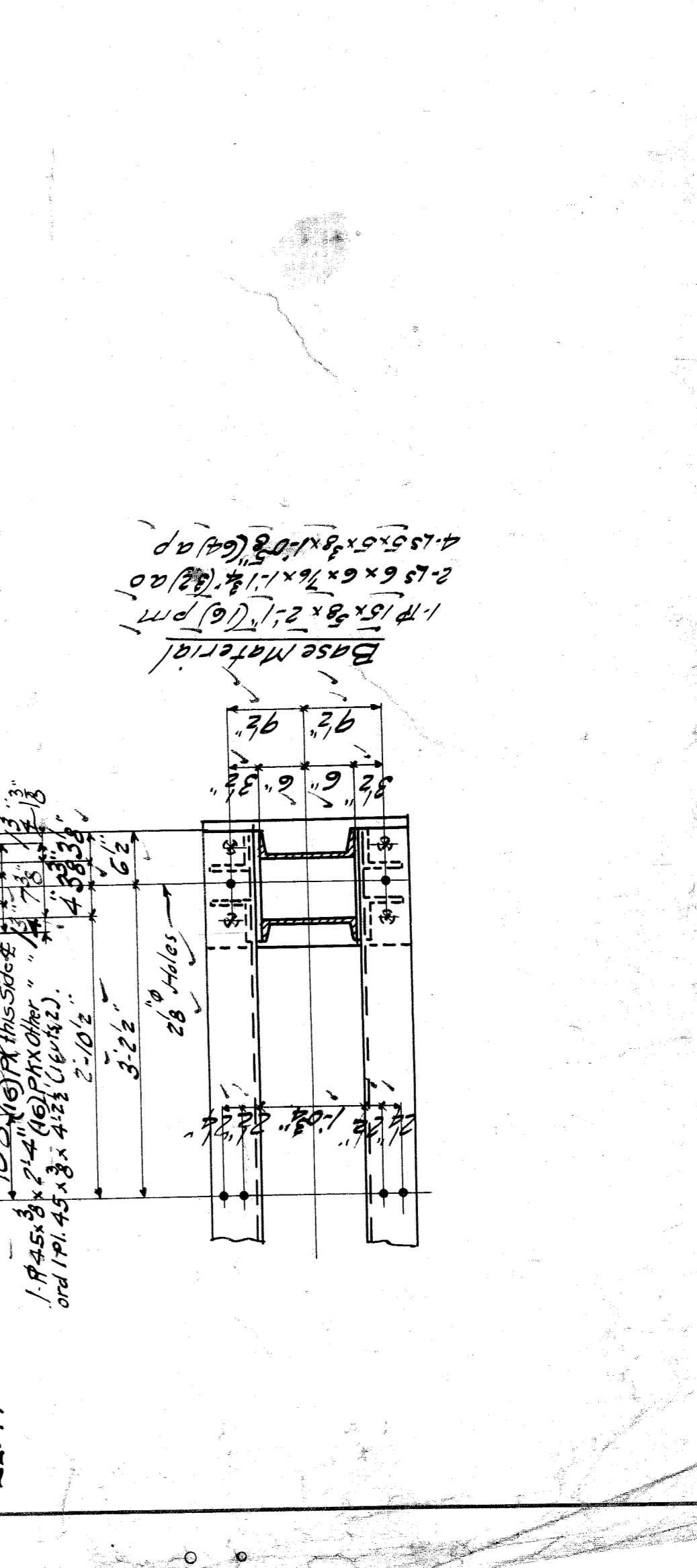
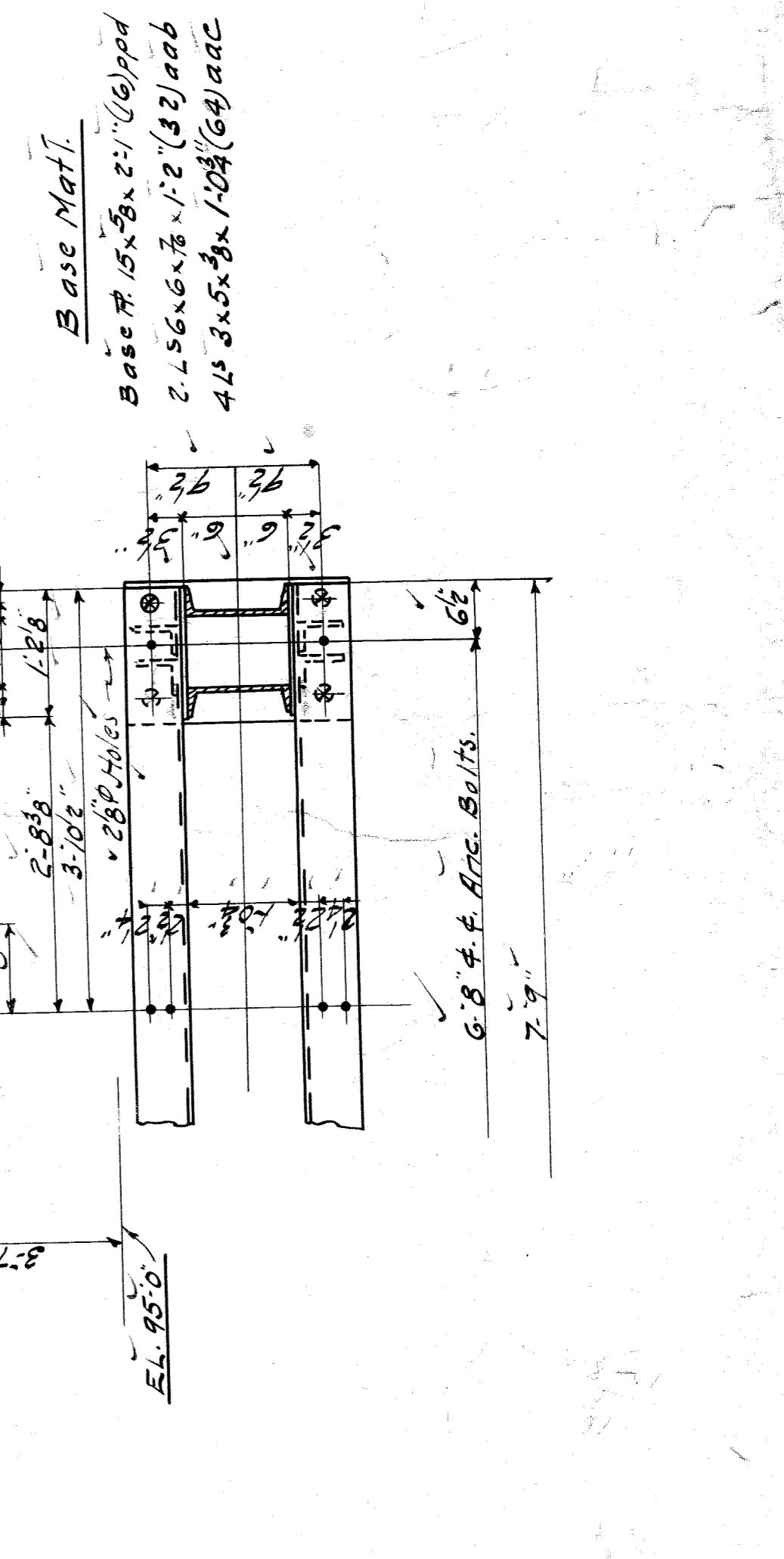
DATE REVISED
 SHEET NO. 14
 SECTION

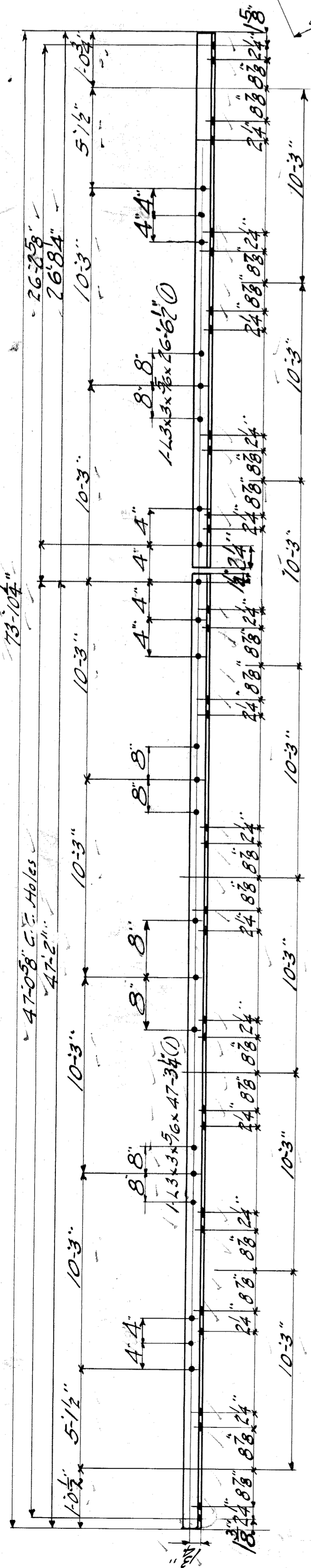
CONT. NO. 9584
 FILE BW24-261

-Bottom View Same as A11-

No.	Description of Parts	Material
1	Summary of Parts	Matl
2	10 Description of Parts	Matl
3	8 Towers Pier #17	14A
4	8 " " " " " "	17/14/2
5	8 " " " " " "	16/4/3
6	8 " " " " " "	14C
7	8 " " " " " "	14C
8	8 " " " " " "	14C
9	8 " " " " " "	14C
10	8 " " " " " "	14C
11	8 " " " " " "	14C
12	8 " " " " " "	14C
13	8 " " " " " "	14C
14	8 " " " " " "	14C
15	8 " " " " " "	14C
16	8 " " " " " "	14C
17	8 " " " " " "	14C
18	8 " " " " " "	14C
19	8 " " " " " "	14C
20	8 " " " " " "	14C
21	8 " " " " " "	14C
22	8 " " " " " "	14C
23	8 " " " " " "	14C
24	8 " " " " " "	14C
25	8 " " " " " "	14C
26	8 " " " " " "	14C
27	8 " " " " " "	14C
28	8 " " " " " "	14C
29	8 " " " " " "	14C
30	8 " " " " " "	14C
31	8 " " " " " "	14C
32	8 " " " " " "	14C
33	8 " " " " " "	14C
34	8 " " " " " "	14C
35	8 " " " " " "	14C
36	8 " " " " " "	14C
37	8 " " " " " "	14C
38	8 " " " " " "	14C
39	8 " " " " " "	14C
40	8 " " " " " "	14C
41	8 " " " " " "	14C
42	8 " " " " " "	14C
43	8 " " " " " "	14C
44	8 " " " " " "	14C
45	8 " " " " " "	14C
46	8 " " " " " "	14C
47	8 " " " " " "	14C
48	8 " " " " " "	14C
49	8 " " " " " "	14C
50	8 " " " " " "	14C

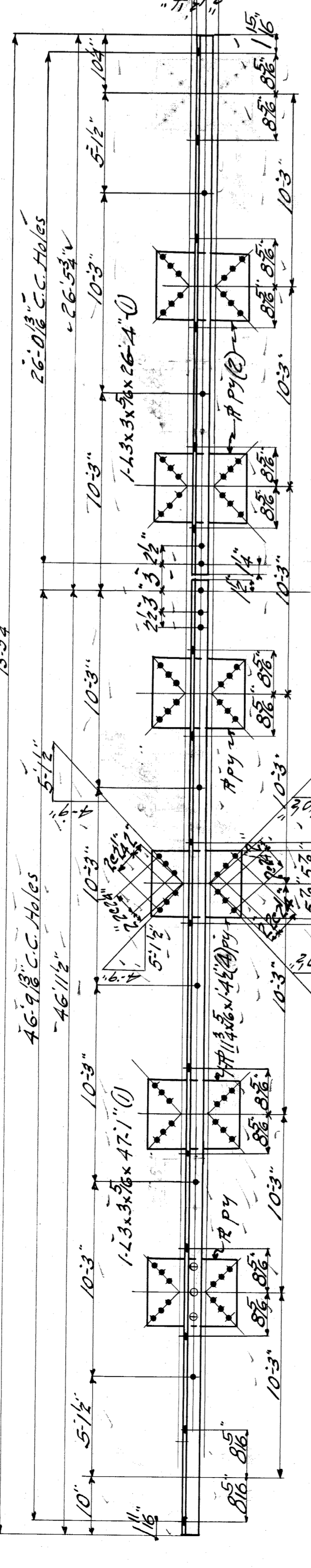
Base Matl.
 Base Pl. 15' x 8' x 2' (6) pld
 2.156 x 2.156 x 1.12 (32) aab
 4.15 x 5.5 x 1.03 (64) aac





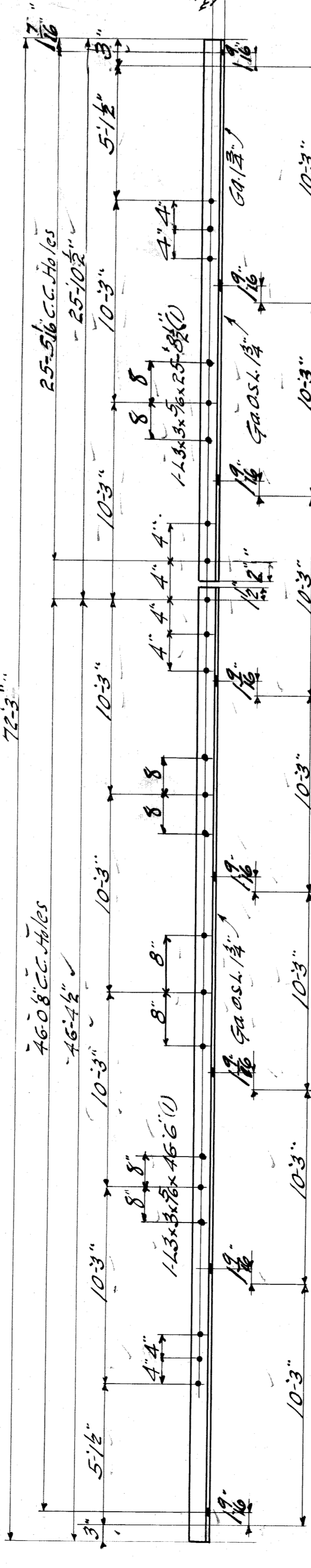
1-STRUT -1551-

1-STRUT -1552-



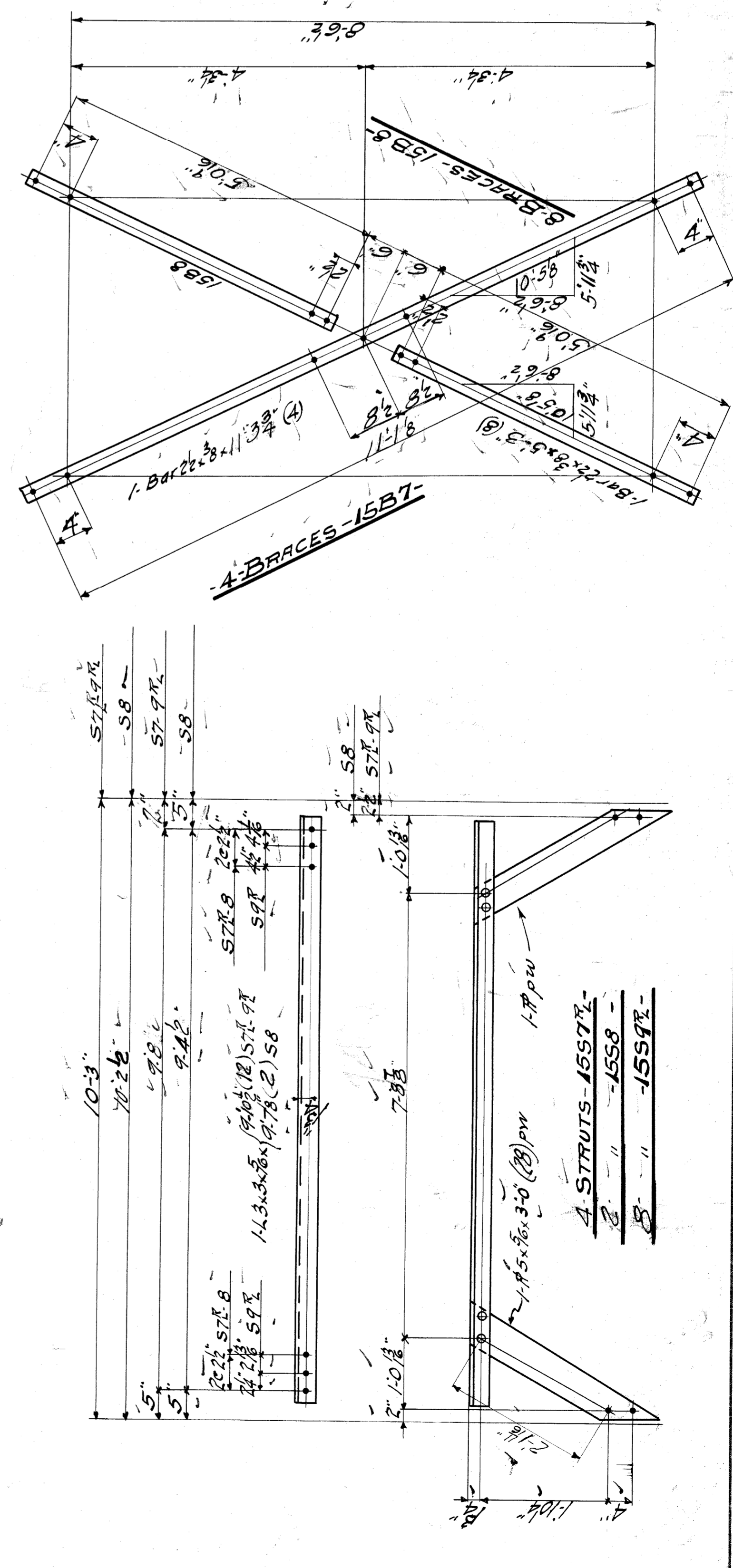
1-STRUT -1553-

1-STRUT -1554-

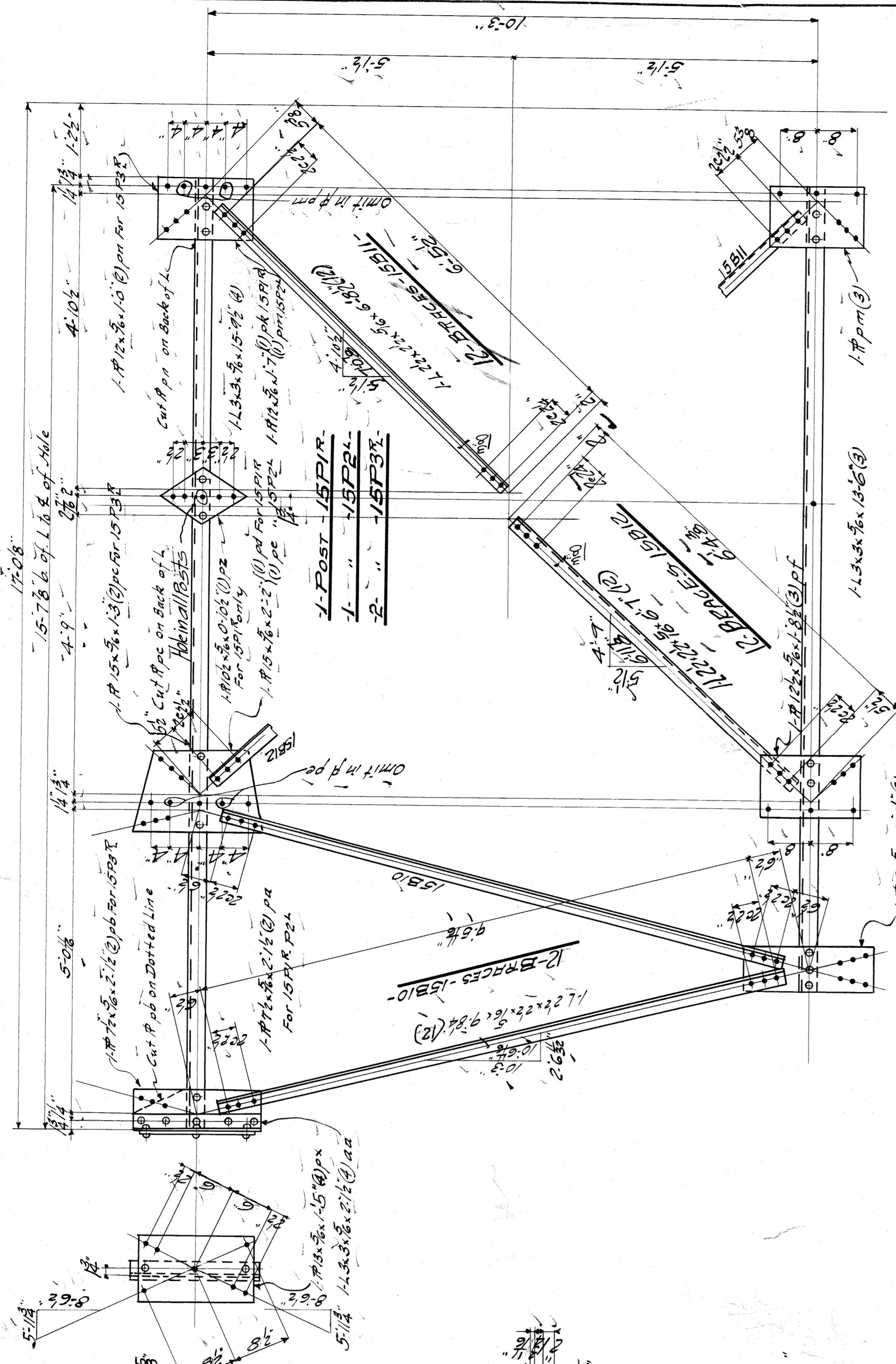


1-STRUT -1555-

1-STRUT -1556-



4-BRACES -1557-



3-POSTS -15P1-

2-BRACES -15B1-

3-STRUTS -15S1-

MARKS	DESCRIPTION	QUANTITY
15S1	1-STRUT	109
15S2	"	109
15S3	"	109
15P1	1-POST	109
15P2	"	109
15P3	"	109
15B1	2-BRACES	109
15B2	"	109
15B3	"	109
15S4	4-BRACES	109
15S5	"	109
15S6	"	109
15S7	"	109
15S8	"	109
15S9	"	109
15S10	"	109
15S11	"	109
15S12	"	109
15S13	"	109
15S14	"	109
15S15	"	109
15S16	"	109
15S17	"	109
15S18	"	109
15S19	"	109
15S20	"	109
15S21	"	109
15S22	"	109
15S23	"	109
15S24	"	109
15S25	"	109
15S26	"	109
15S27	"	109
15S28	"	109
15S29	"	109
15S30	"	109

WISCONSIN BRIDGE & IRON CO.
NORTH MILWAUKEE, WISCONSIN

ERECTED BY
City of Detroit
Detroit, Mich.
DESCRIPTION Belle Isle Bridge
DETAILS OF Tower Spacing Pier #18

CONTRACT NO. 9384
LOCATION Detroit, Mich.
DESCRIPTION Belle Isle Bridge
DETAILS OF Tower Spacing Pier #18

INSPECTION BY
SPECIFICATIONS by Murphy & Reaming
FIELD PAINT None (See Specifications)
RIVETS 3/8" OPEN HOLES 1/8"

MADE BY LORAIN
DATE 7-20-21
EXCEPT AS NOTED

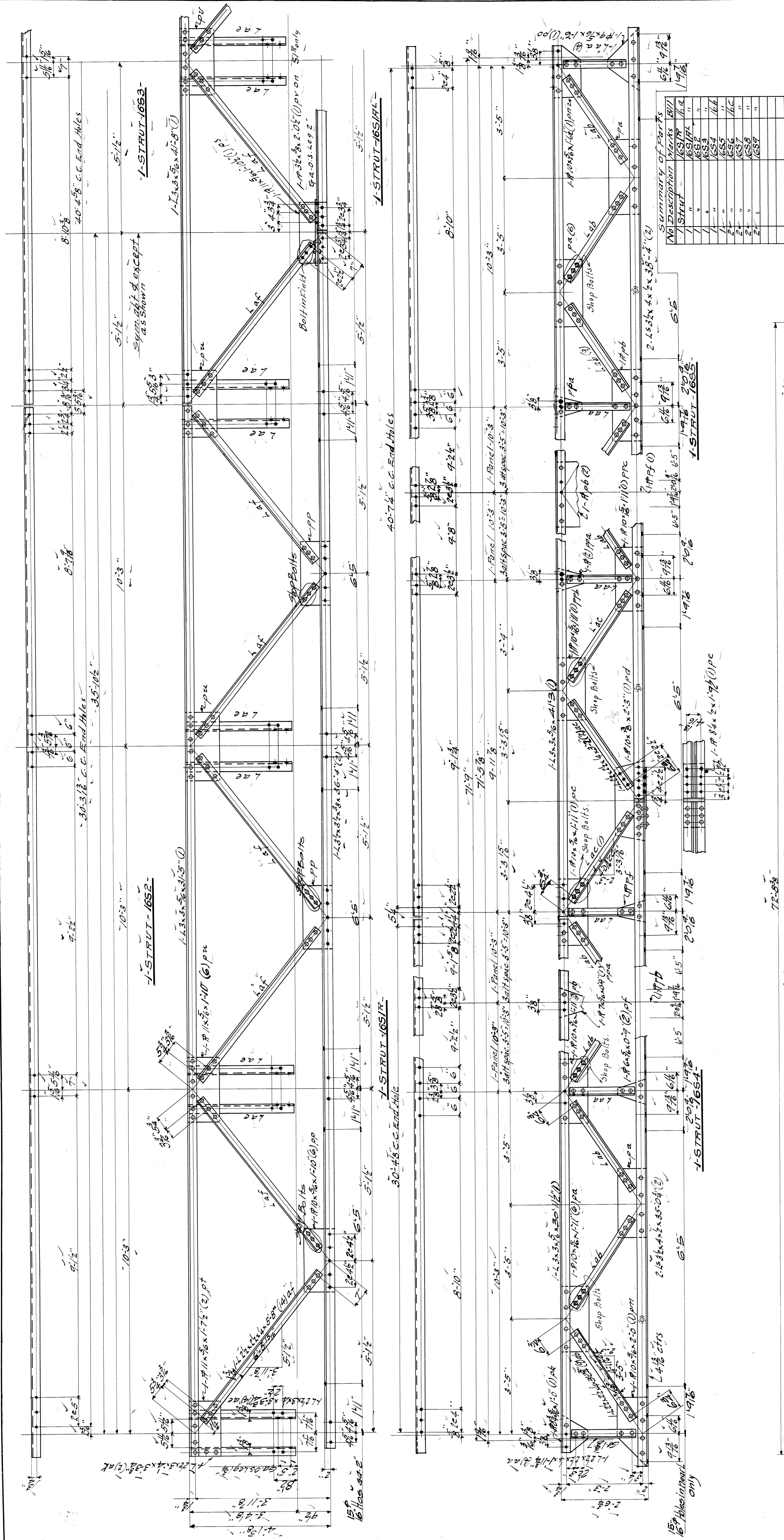
TRACED BY A.F.H.
DATE 7-22-21

CHECKED BY M.P.R. & F. Ed. by C.H.F.
DATE Nov 21

SCALE SECTION DATE REVISED SHEET NO. 15

9384

File BW201-262



No.	Description	Marks	Qty
1	I-STRUT	1651	16
2	"	1652	16
3	"	1653	16
4	"	1654	16
5	"	1655	16
6	"	1656	16
7	"	1657	16

WISCONSIN BRIDGE & IRON CO.
 NORTH MILWAUKEE, WISCONSIN

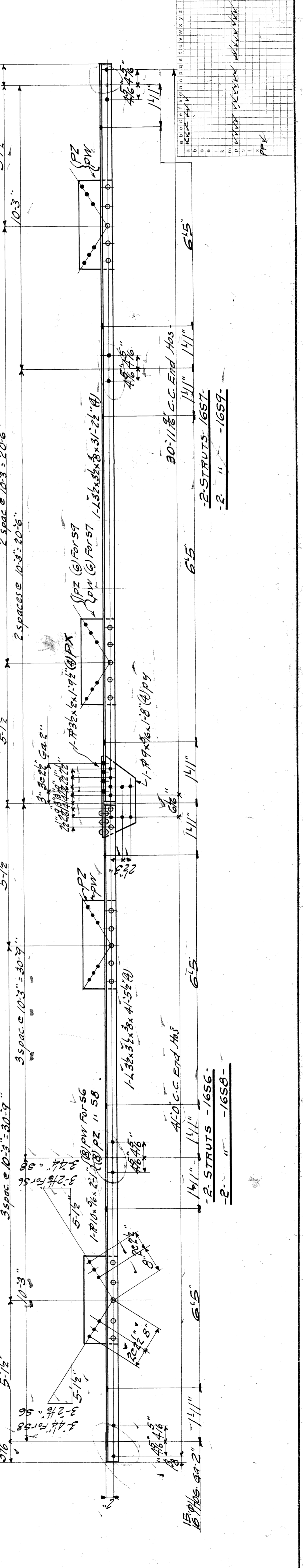
ERECTED BY
 CONTRACT NO. 9384
 FOR City of Detroit
 LOCATION Detroit, Mich.
 DESCRIPTION Belle Isle Bridge
 DETAILS OF TRUSSES (Part #18) Left Arm

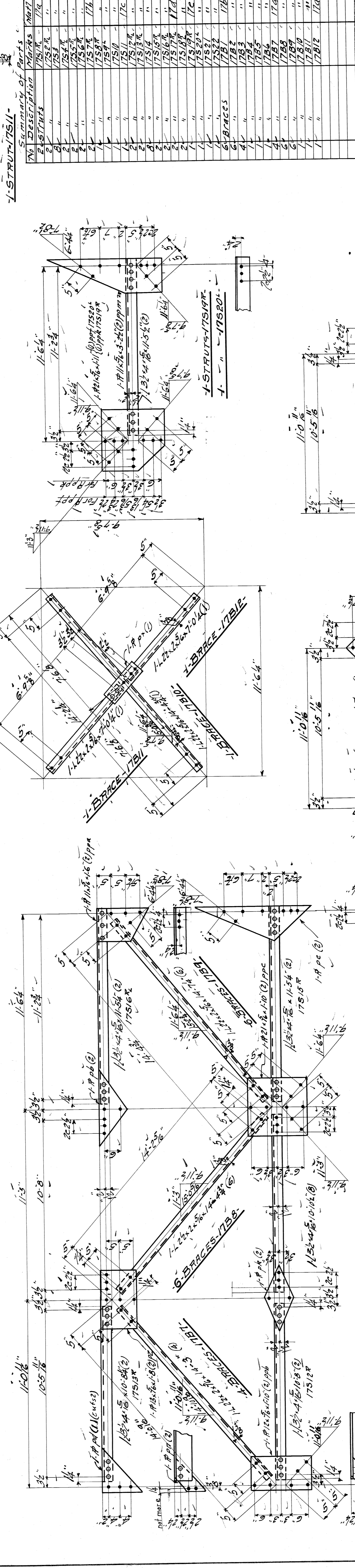
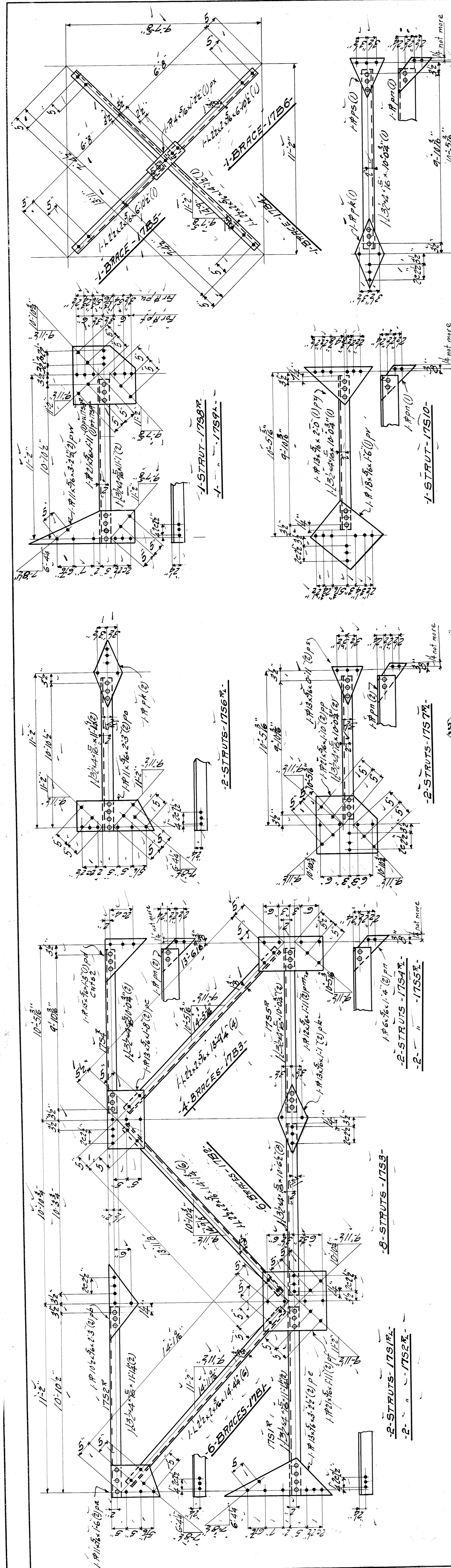
SPECIFICATIONS: Assemble by Murphy Reaming
 INSPECTION BY " (See Specifications)
 SHOP PAINT None
 FIELD PAINT None
 RIVETS 3/8" OPEN HOLES 1/8"

EXCEPT AS NOTED
 MADE BY S.M.
 TRACED BY E.M.M.
 CHECKED BY M.P. F. Ctd. by CNA DATE 11-2-21

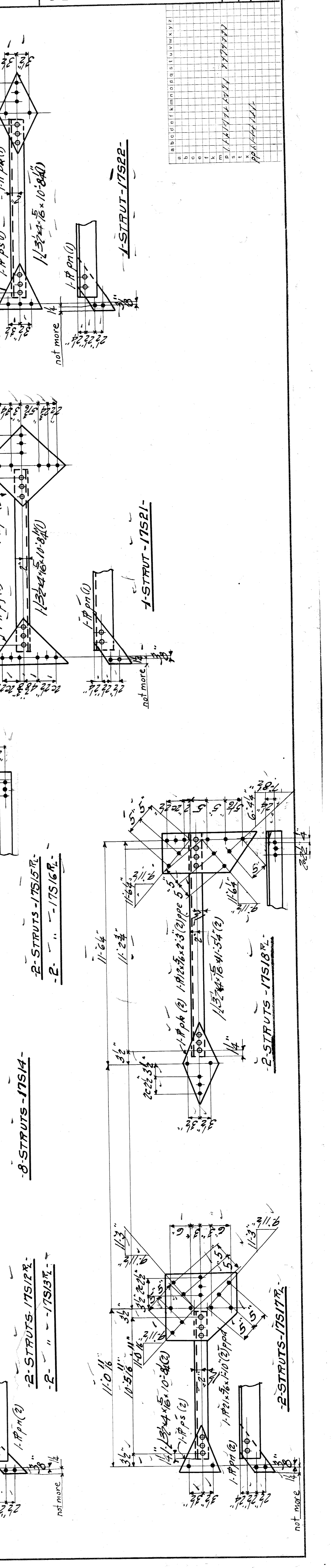
DATE 8-2-21
 DATE 11-2-21

SCALE SECTION DATE REVISED SHEET NO. 16





No.	Description	Quantity	Material
1	"	"	"
2	"	"	"
3	"	"	"
4	"	"	"
5	"	"	"
6	"	"	"
7	"	"	"
8	"	"	"
9	"	"	"
10	"	"	"
11	"	"	"
12	"	"	"
13	"	"	"
14	"	"	"
15	"	"	"
16	"	"	"
17	"	"	"
18	"	"	"
19	"	"	"
20	"	"	"
21	"	"	"
22	"	"	"
23	"	"	"
24	"	"	"
25	"	"	"
26	"	"	"
27	"	"	"
28	"	"	"
29	"	"	"
30	"	"	"



WISCONSIN BRIDGE & IRON CO.
NORTH MILWAUKEE, WISCONSIN

ERECTED BY
CONTRACT NO. 9384
FOR City of Detroit
LOCATION - Detroit, Mich.
DESCRIPTION - Belle Isle Bridge
DETAILS OF Struts & Bracing Pier # 16

INSPECTED BY
SPECIFICATIONS Ass'n by Murphy Reaming & Co.
SHOP PAINT None

RIVETS
FIELD PAINT None
OPEN HOLES

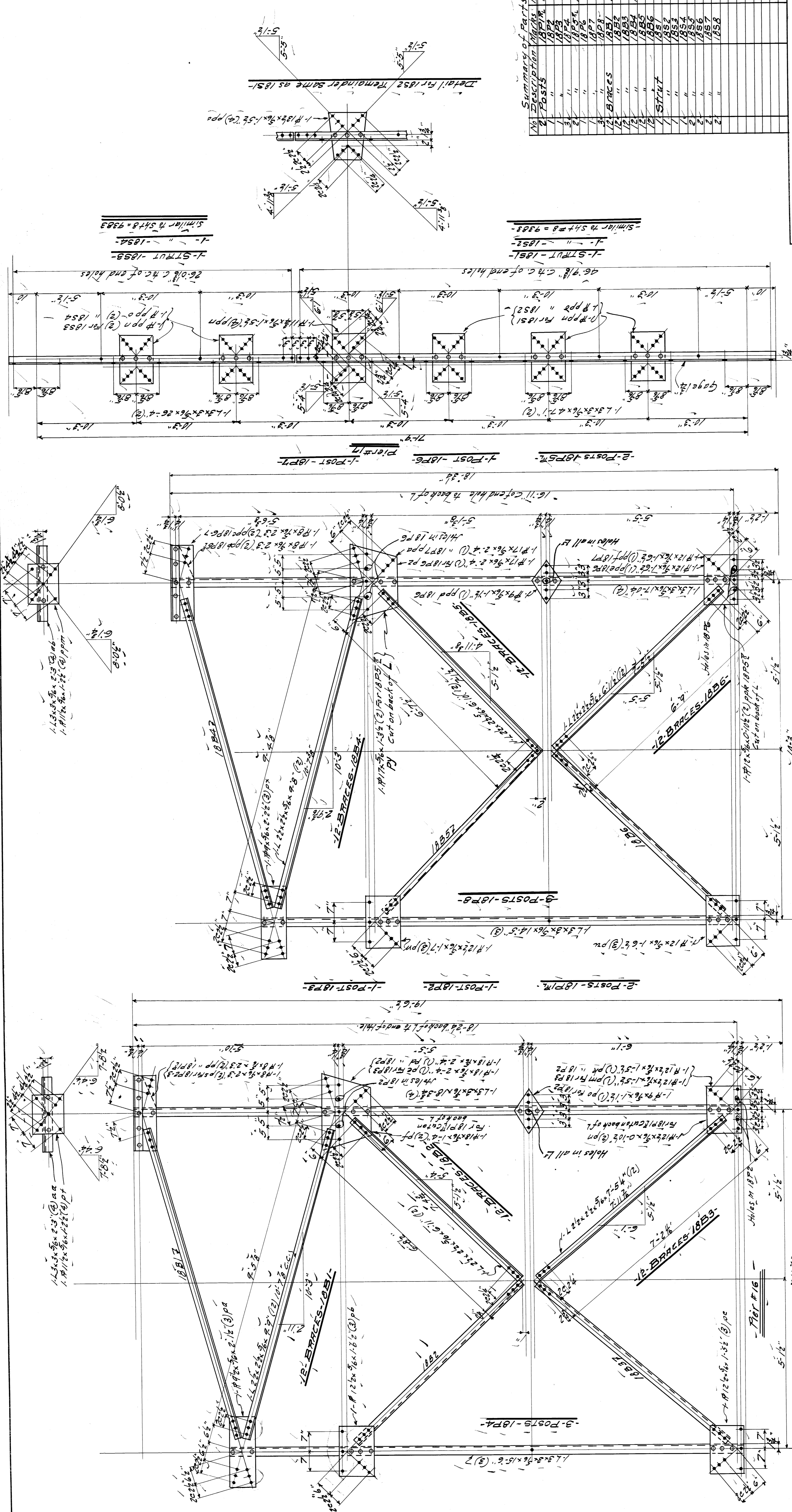
MADE BY C. Lemke
TRACED BY E. T. Ruppel
CHECKED BY W. L. M. F. Chab. by C. M. A.

DATE 12/21/21
DATE 1/17/21
DATE 1/12/21

SHEET NO. 17

SECTION

SCALE




WISCONSIN BRIDGE & IRON CO.
 NORTH MILWAUKEE, WISCONSIN



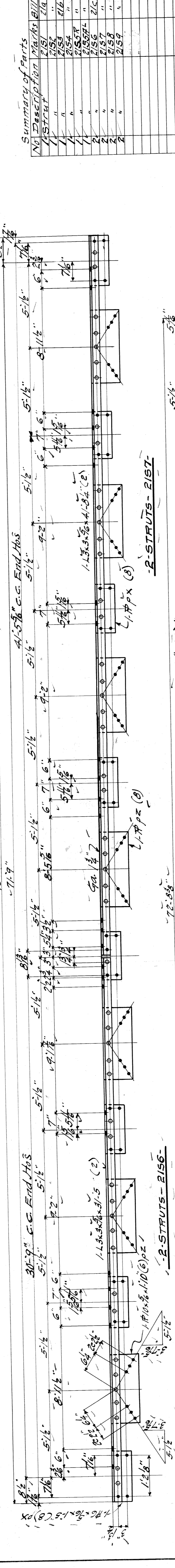
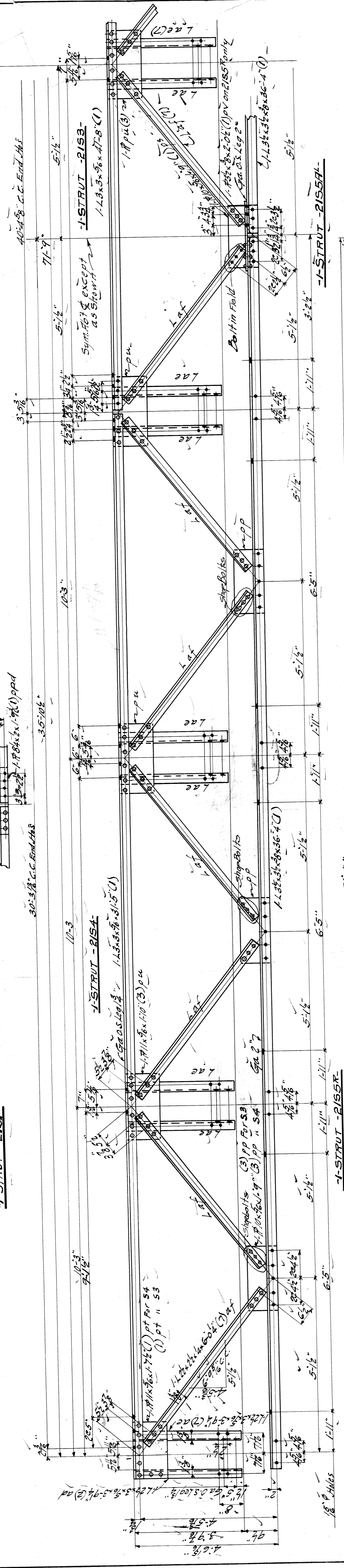
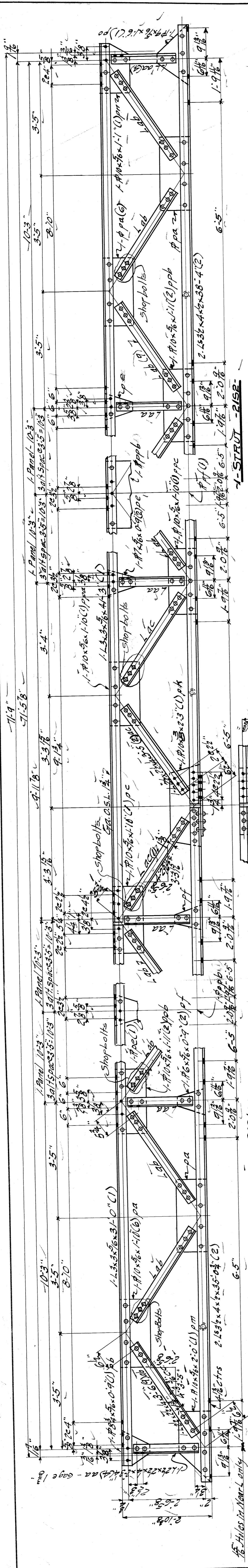
ERECTED BY
City of Detroit
 LOCATION **Detroit, Mich.**
 DESCRIPTION **Belle Isle Bridge**
 DETAILS OF **TOWER BRACING**
 SPECIFICATIONS **AS NOTED**
 INSPECTION BY **None** (See Specifications)
 SHOP PAINT **None**
 FIELD PAINT **None**
 RIVETS $\frac{3}{4}$ " OPEN HOLES $\frac{1}{8}$ "
 MADE BY **M. H. P.** DATE **8-6-21**
 TRACED BY **L. B. M.** DATE **8-19-21**
 CHECKED BY **F. C. M.** DATE **8-19-21**

CONTRACT NO. **9384**
 SHEET NO. **18**

Summary of parts

No.	Description	Quantity	Notes
1	POSTS	18P1	
2	"	18P2	
3	"	18P3	
4	"	18P4	
5	"	18P5	
6	"	18P6	
7	"	18P7	
8	BRACES	18B1	
9	"	18B2	
10	"	18B3	
11	"	18B4	
12	"	18B5	
13	"	18B6	
14	"	18B7	
15	"	18B8	
16	STAYS	18S1	
17	"	18S2	
18	"	18S3	
19	"	18S4	
20	"	18S5	
21	"	18S6	
22	"	18S7	
23	"	18S8	





Summary of Parts

No.	Description	Quantity	Notes
1	I-STRUT	2151	
2	"	2152	
3	"	2153	
4	"	2154	
5	"	2155	
6	"	2156	
7	"	2157	
8	"	2158	
9	"	2159	

WISCONSIN BRIDGE & IRON CO.
 NORTH MILWAUKEE, WISCONSIN

ERECTED BY
City of Detroit
 LOCATION **Detroit, Mich**
 DESCRIPTION **Bellevue Bridge**
 DETAILS OF **STRUTS** **Pier #16**
 SPECIFICATIONS **See Design Manual**
 INSPECTION BY **None**
 SHOP PAINT **None**
 FIELD PAINT **None**
 RIVETS **OPEN HOLES**
 MADE BY **H.F.S.**
 TRACED BY **F.T.M.**
 CHECKED BY **M.H.W.**
 SCALE **1/4" = 1'-0"**
 SHEET NO. **21**
 OF **1703**
9384
 FILE **BW21-268**